



UPDATE TO INVESTORS – 7 December 2020

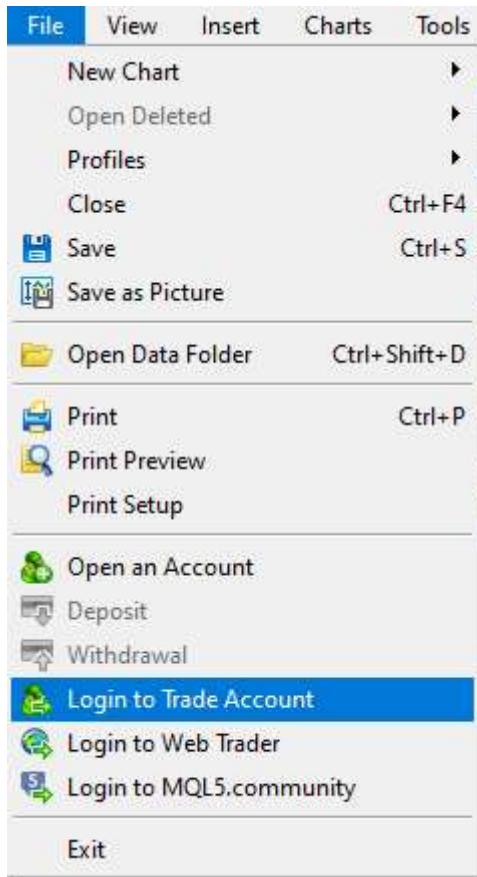
HALIFAX INVESTMENT SERVICES PTY LTD (IN LIQUIDATION) (HALIFAX AU)

HALIFAX NEW ZEALAND PTY LTD (IN LIQUIDATION) (HALIFAX NZ)

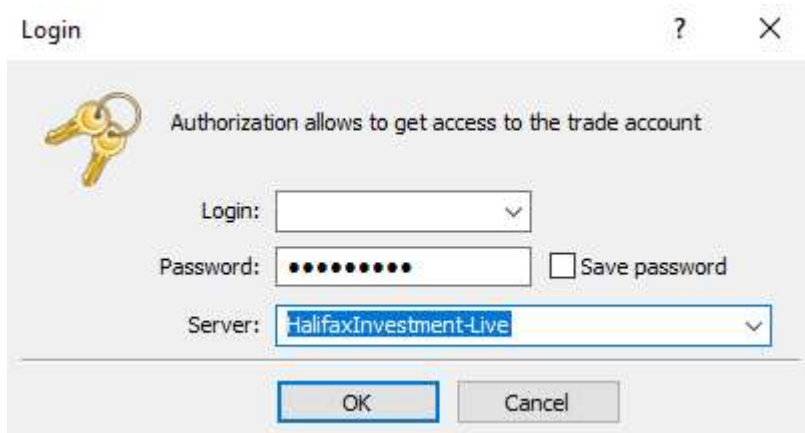
There has recently been an update to the MT5 Platform (also referred to as HalifaxPlus) which may impact access. Instructions for Investors who may be experiencing issues are on pages 2 and 3 of this document.

Logging into your MT5 account

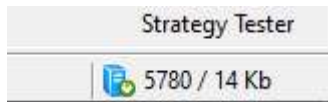
1. Open the MT5 software > Click on “File” then > “Login to Trade Account”



2. The Login screen will open, enter your Login/Account Number, your password and type in the new server address **HalifaxInvestment-Live**



3. In the bottom right-hand corner, you should see a connection as per below.



4. If you are still unable to login you can install the software by clicking on the link below.
<https://download.mql5.com/cdn/web/halifax.investment.services/mt5/halifaxinvestment5setup.exe>
5. If you are using a **mobile version** or **phone app** you will need to search for the **HalifaxInvestment-Live** server when logging in.