



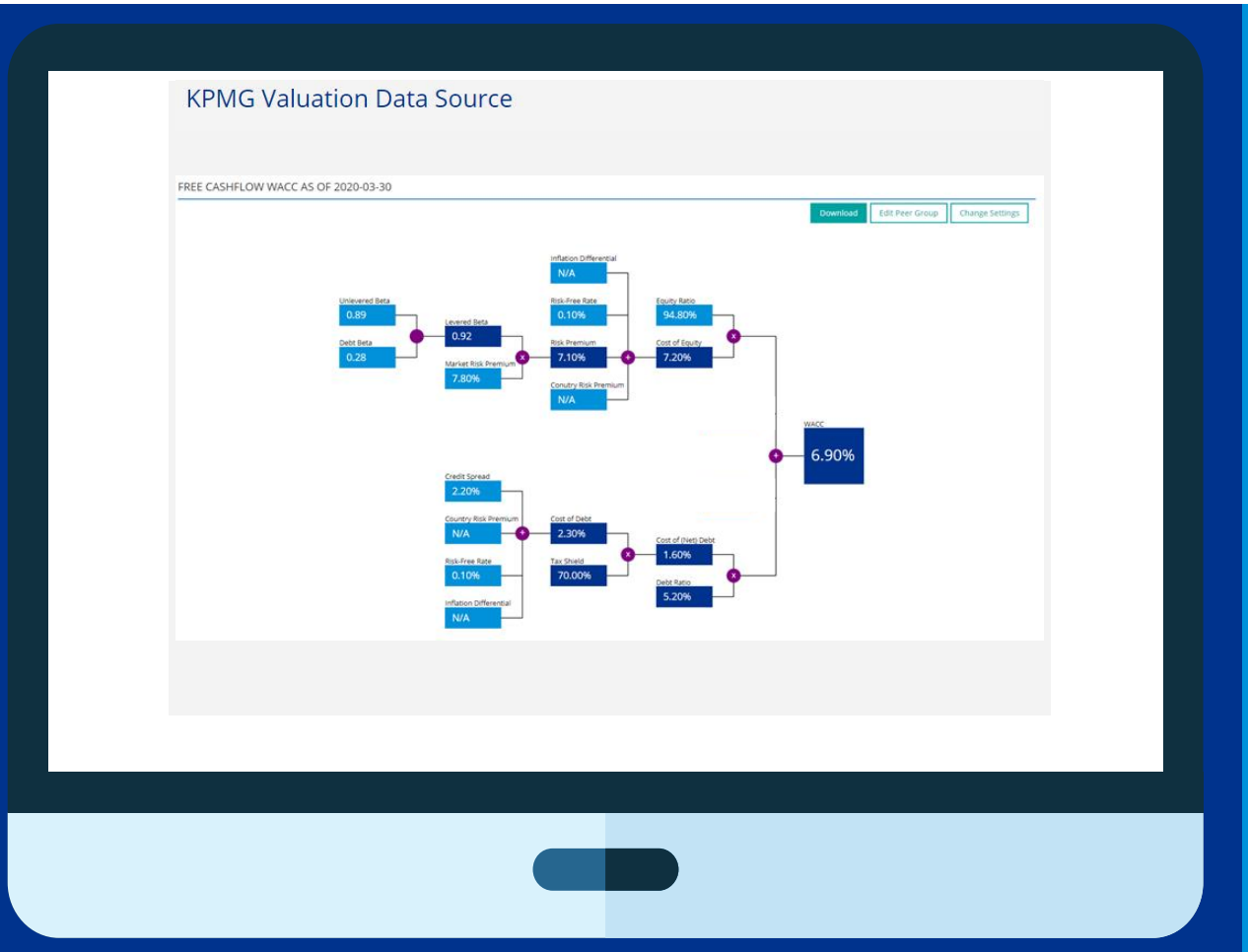
Valuation Data Source





Cost of capital parameters on one view

—

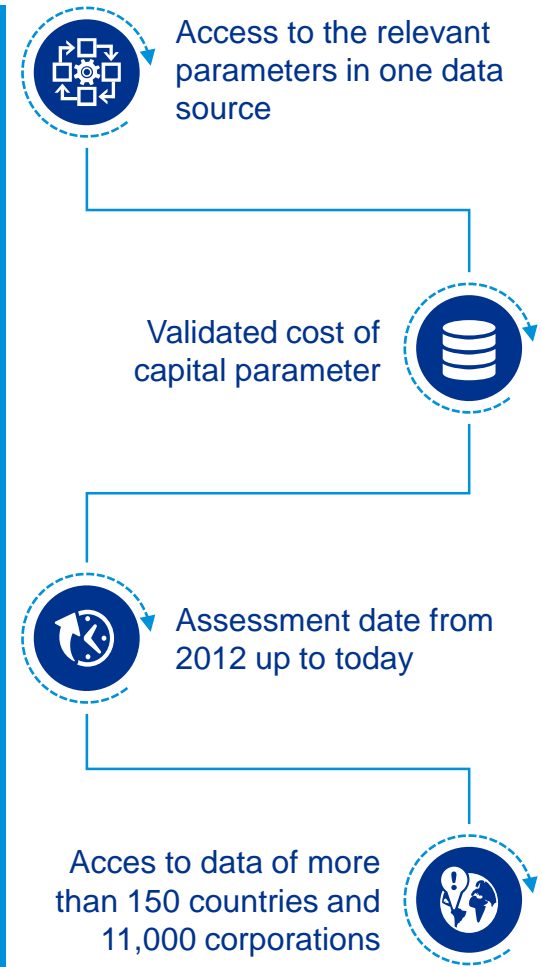
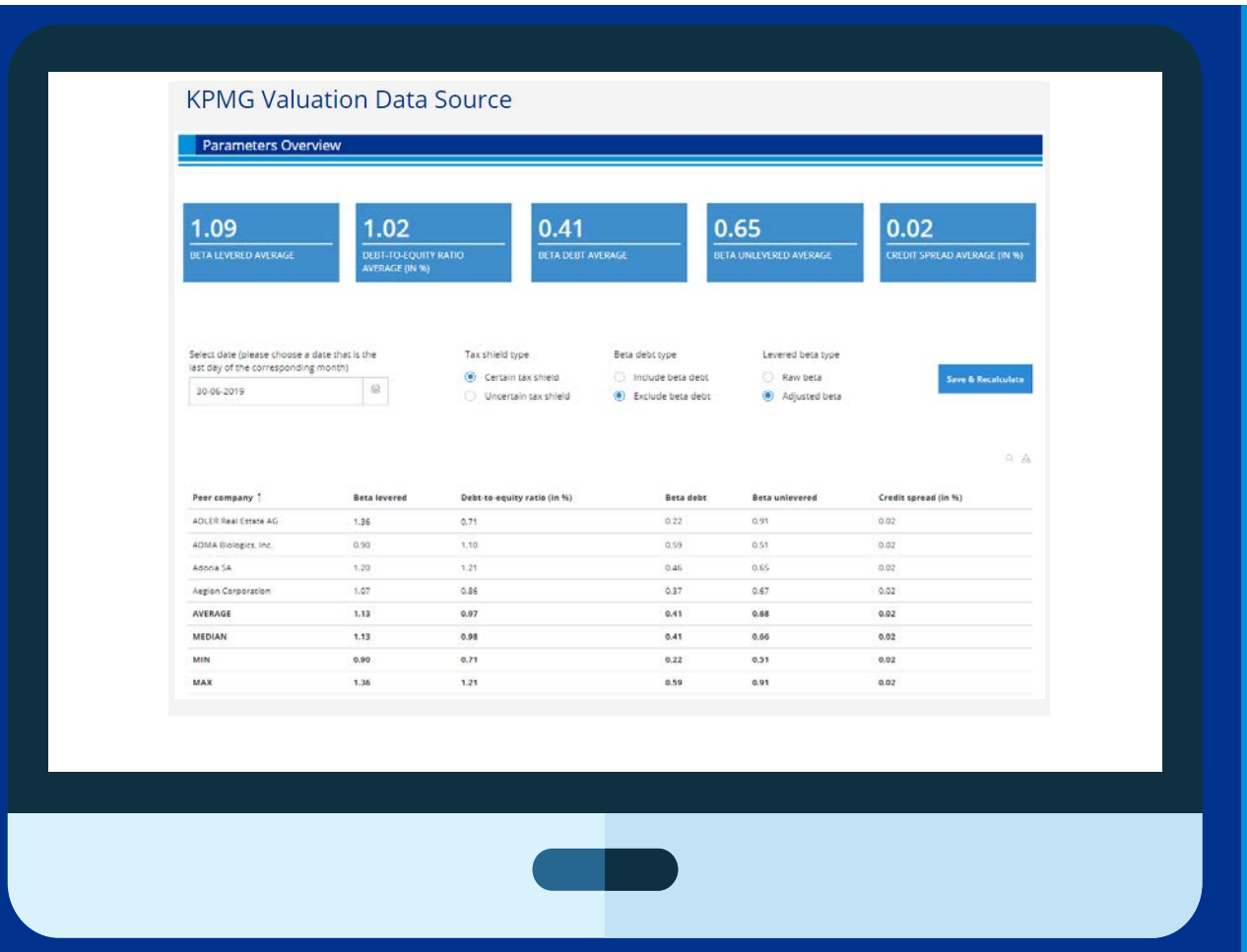


Main Features



-  Access to the relevant parameters in one data source
-  Validated cost of capital parameter
-  Assessment date from 2012 up to today
-  Access to data of more than 150 countries and 11,000 corporations

Main Features



Capital Market Data



Access the relevant parameters in only three steps:

1. Select assessment date
2. Choose country of interest
3. Set cash flow currency

Available cost of capital parameter



- Risk-free rate
- Market risk premium
- Country risk premium
- Inflation differential
- Average tax rate
- Selected exchange rate

KPMG Valuation Data Source

Selection

Country: China | Currency: LOB | Date: 2016-06-30 | Selected Currency: Yuan Renminbi | Filter selected: Clear all filters

Results

RISK FREE RATE AND MARKET RISK PREMIUM

1.00 %
GERMAN RISK FREE RATE (2016-06-30)

7.00 %
GERMAN MARKET RISK PREMIUM (2016-06-30)

Risk Free Rate and Market Risk Premium
In case certain data points are not available, the graph is discontinued.

COUNTRY RISK PREMIUM

1.40 %
COUNTRY RISK PREMIUM (2016-06-30, 6 MONTH AVERAGE)

1.20 %
COUNTRY RISK PREMIUM (2016-06-30, 1 YEAR AVERAGE)

1.00 %
COUNTRY RISK PREMIUM (2016-06-30, 2 YEAR AVERAGE)

Country Risk Premium Over Time
In case certain data points are not available, the graph is discontinued.

Legend:
 ● Country Risk Premium (6 month average)
 ● Country Risk Premium (1 year average)
 ● Country Risk Premium (2 year average)

CURRENCY AND TAXES

0.136 €
EXCHANGE RATE - LOCAL: EUR (2016-06-30)

0.150 \$
EXCHANGE RATE - LOCAL: USD (2016-06-30)

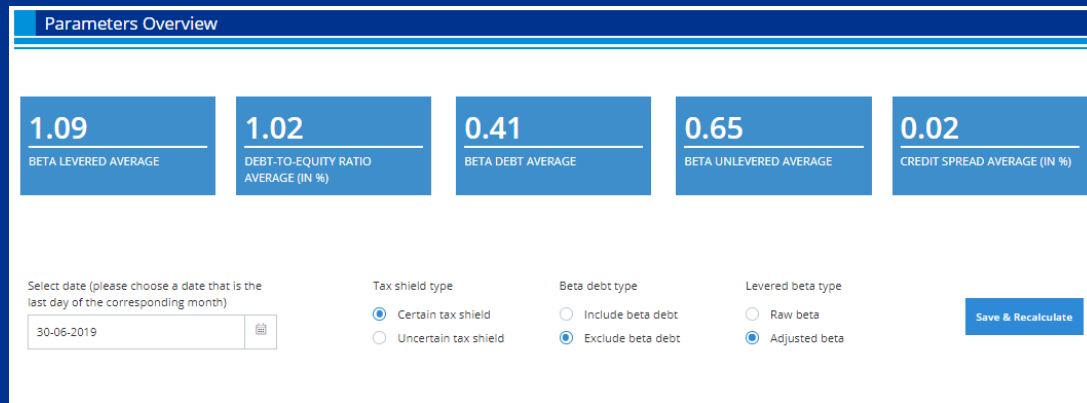
25.0 %
CORPORATE TAX RATE (2016-06-30)

Peer Group Data



Access the relevant parameters in only three steps:

1. Select assessment date
2. Choose peer group companies
3. Define beta parameterization



Available cost of capital parameter*



- Levered Beta
- Unlevered Beta
- Debt-to-Equity Ratio
- Debt Beta
- Credit Spread

* Based on unadjusted raw data



Download function

KPMG Valuation Data Source

Download Center

Country: 2 values selected | Date: 2016-11-30 | Currency: 3 values selected | 6 filter selected

Parameter Live-View

Date ↑	Country Code	Country	Currency Code	Currency	Currency Symbol	Cash Flow Currency	Risk-Free Rate	Inflation Differential to DEU	Market Risk Premium	Country Risk Premium (6-month Average)	Country Risk Premium (1-year Average)	Country Risk Premium (2-year Average)	Corporate Income Tax	Corporate Income Tax - Comment	Exchange Rate (Local:EUR)	Exchar Rate Month Averag (Local:
2016-11-30	BRA	Brazil	BRL	Brazilian Real	R\$	Euro	0.008		0.07	0.033	0.04	0.032	0.34		0.2768702586	0.2771
2016-11-30	BRA	Brazil	BRL	Brazilian Real	R\$	Local	0.008	0.042	0.07	0.033	0.04	0.032	0.34		0.2768702586	0.2771
2016-11-30	BRA	Brazil	BRL	Brazilian Real	R\$	US-Dollars	0.0275		0.05	0.033	0.04	0.032	0.34		0.2768702586	0.2771
2016-11-30	CHN	China	CNY	Yuan Renminbi	¥	Euro	0.008		0.07	0.011	0.011	0.01	0.25		0.1366026911	0.1351
2016-11-30	CHN	China	CNY	Yuan Renminbi	¥	Local	0.008	0.007	0.07	0.011	0.011	0.01	0.25		0.1366026911	0.1351
2016-11-30	CHN	China	CNY	Yuan Renminbi	¥	US-Dollars	0.0275		0.05	0.011	0.011	0.01	0.25		0.1366026911	0.1351

Showing 1 to 6 of 6 entries

Download



— With a few clicks all parameters and results can be exported to and used in Excel.

Available products



The KPMG Valuation Data Source is available in three different product variants.

Self Service

- Self-service access to the digital KPMG Valuation Data Source

Managed Service

- Self-service access to the digital KPMG Valuation Data Source
- Personal consultant as contact person for the set-up, e.g. for the integration of the peer group companies
- Presentation and discussion of the data at a preferred time of the year
- Standardized summary of the work results (Executive Summary)

Tailored Service

- In addition to the Managed Service:
- Tailored derivations of parameters or background research, e.g. on changes in beta factors, outlier analyses or special analyses for high-risk countries
 - Multiples and other key figures, e.g. balance sheet ratios or current liabilities
 - Evaluation of the statistical data
 - Customized documentation for your individual needs

Your contacts



Johannes Post

Global Head of Valuation
Services, Partner, Deal
Advisory, Switzerland
T +41 58 249 35 92
jpost@kpmg.com



Dr. Andreas Tschöpel

Partner Deal Advisory
Valuation, Germany
T +49 30 2068 1488
atschoepel@kpmg.com



Ken Arming

Lead Digital Products &
Services Deal Advisory
T +49 40 32015 5898
karming@kpmg.com

kpmg.ch/valuation-data-source