



# National Institutional Ranking Framework (NIRF) 2024

Category-specific ranking analysis



October 2024

[kpmg.com/in](https://kpmg.com/in)

**KPMG. Make the Difference.**

# Guidance notes for readers

This is a preliminary report based on National Institutional Ranking Framework (NIRF) Ranking 2024 released by Ministry of Education (MoE) on 12 August 2024.

The report is prepared only based on available data and while information obtained from the public domain has not been verified for authenticity, we have obtained information, as far as possible, from sources generally considered to be reliable such as National Institutional Ranking Framework (NIRF), data submitted by institutions to NIRF, Ministry of Education (MoE), All India Survey on Higher Education (AISHE) and University Grants Commission (UGC) websites.

The findings presented in the report are KPMG in India's analysis of published information across these secondary sources. Our analysis is based on the prevailing market conditions and regulatory environment and any change may impact the outcome of our review.

In preparing this report, KPMG in India:

- Has only tried to source, investigate and verify the information, on a best-effort basis, within the limitations of time, veracity of primary sources and to the extent possible
- Has (where specified) undertaken certain analytical activities on the underlying data to arrive at the information presented and we assume no responsibility for the accuracy and completeness of the underlying data or Information and will not be held liable for it under any circumstances
- Has neither conducted an audit, due diligence, nor validated the reports released as part of National Institutional Ranking Framework (NIRF)
- Wherever information was not available in the public domain, suitable assumptions were made to extrapolate values for the same.



# Foreword- KPMG in India

Institutional rankings have become a cornerstone in assessing the quality and performance of educational institutions globally. The National Institutional Ranking Framework (NIRF), introduced in 2016, has rapidly emerged as a significant benchmark in India's higher education landscape.

The 9<sup>th</sup> edition of the NIRF was released on 12 August 2024. The growth of NIRF has been remarkable. From 3,500 institutions in its inaugural year to over 6,500 unique institutions participating across 16 categories in 2024, we have witnessed an impressive 86 per cent increase in participation<sup>1</sup>. This surge reflects the growing significance and acceptance of NIRF in Indian higher education. This year (2024), three more categories have been added to the rankings, namely Open University Rankings, Skill University Rankings and State Public University Rankings.

As we reflect on the 2024 edition, it's clear that NIRF has become an integral part of our educational ecosystem, eagerly anticipated by a diverse range of stakeholders including education leaders, faculty, students, alumni, and employers. Key achievements of NIRF include:

- **Fostering a culture of data-driven decision making:** Institutions have developed robust systems for maintaining and reporting data, enhancing overall transparency and governance.
- **Alignment with national priorities:** The incorporation of key National Education Policy 2020 (NEP) provisions such as multiple entry/exits, Indian knowledge systems, and regional language instruction into the ranking framework demonstrates NIRF's responsiveness to evolving educational paradigms.
- **Continuous improvement:** The framework has shown adaptability, as evidenced by refinements like the removal of self-citations from research assessments, enhancing the credibility of the rankings.
- **Raising standards:** The increasing scores of top-ranked institutions on an absolute scale indicate that higher benchmarks are being set, promoting healthy competition among higher education institutions.
- **Expanding reach:** With over 6,500 participating institutions, NIRF is making strides in assessing a significant portion of India's higher education landscape.

The NIRF has had a transformative effect on our higher education system. It has encouraged institutions to focus on key performance indicators, driving improvements across various parameters. The framework's evolution over the years, expanding in scope while maintaining objectivity, is particularly commendable.

As we move forward, it's crucial to remember the true goal is the holistic development of our higher education system, preparing our youth for future challenges and opportunities. The NIRF serves as a valuable tool in this journey, providing insights and motivation for continuous improvement. The journey of NIRF over the past nine years has been one of growth, adaptation, and increasing influence.

We, at KPMG in India, thank everyone who has helped us in bringing out this paper. We hope that stakeholders working in the higher education sector find this report useful to understand the NIRF rankings better, thereby enabling them to structure their efforts for ranking improvements more effectively.

<sup>1</sup> Source: India Rankings 2024, Department of Higher Education, Ministry of Education, Government of India, August 2024



## Narayanan Ramaswamy

National Leader - Education and Skill Development,  
Government and Public Services  
KPMG in India

# List of abbreviations used


ESCS	Economically and Socially Challenged Students
FPPP	Footprint of Projects and Professional Practice
FQE	Combined metric for Faculty with PhD (or equivalent) and Experience
FSR	Faculty-student ratio with emphasis on permanent faculty
GO	Graduation Outcomes
GPHD	Metric for Number of Ph.D. Students Graduated
GUE	Metric for University Examinations
IoE	Institutions of Eminence
IPR	IPR and Patents: Published and Granted
MoE	Ministry of Education
NAAC	National Assessment and Accreditation Council
NBA	National Board of Accreditation
NIRF	National Institutional Ranking Framework
OE	Online Education: Online Completion of Syllabus and Exams and Swayam
OI	Outreach and Inclusivity
PERC	Perception
QP	Combined metric for Quality of Publications
RD	Region Diversity
RPC	Research and Professional Practice
SDG	Sustainable Development Goal
SS	Student Strength including Doctoral Students
TLR	Teaching and Learning Resources
WD	Women Diversity



# NIRF Ranking 2024 – Highlights

The National Institutional Ranking Framework (NIRF) was launched in 2016 for assessing the performance of higher education institutes in India and the ninth edition was released on 12 August 2024.

### Categories and launch year



**Increasing popularity of NIRF:** NIRF 2024 saw 10,845 applications for ranking from 6,517 unique institutions, which is an increase of about 25 per cent in applications and 17.6 per cent in institutions from the 2023 edition that saw 8,686 applications for ranking from 5,543 unique institutions<sup>2</sup>. The year-on-year growth in the number of institutions and applications highlights the increasing awareness and acceptance of NIRF ranking among different stakeholders in higher education. The ninth edition of NIRF ranking also saw the addition of three more categories to the rankings, which include Open University, Skill University, and State Public University, making the total number of categories under NIRF a total of 16 (including the overall category). These sixteen comprise eight categories basis types of institution (six types of institutions, overall category and innovation category) and eight basis subject domains.

**Focus on sustainability, integrity, and innovation:** The 2024 edition saw the introduction of new parameters to focus on sustainable development goals (SDGs), integrity, innovation and implementation of NEP. Criteria related to SDGs and new initiatives were introduced for the first time to rank institutions under the 'Overall' category. The new sub-parameters introduced, evaluate institutions on the following<sup>3</sup>:

- Meeting sustainable development goals
- Implementation of multiple entry and exit options by an institute
- Introduction of courses on Indian Knowledge Systems in an institution
- Availability of programmes in multiple Indian regional languages (MIR).

Additionally, some other noticeable changes were also introduced:

- Removal of self-citations under "Research and Professional Practices" for all categories and subject domains

<sup>2</sup> Source: KPMG in India's analysis 2024 based on NIRF India Rankings 2024 and 2023

<sup>3</sup> These parameters are not applicable for all categories and are applicable only for selected categories. Source: India Rankings 2024, Department of Higher Education, Ministry of Education, Government of India, Aug 2024

- The expected faculty-student ratio (FSR) has been changed from 1:15 to 1:10 for institutions being ranked under the medical subject domain.
- Expected FSR for state public universities has been changed from 1:15 to 1:20 only on the state public university rankings that have commenced this year onwards.

### Higher competition levels and improvement in quality of institutions participating in NIRF

**rankings:** The ninth edition (2024) of NIRF rankings continues to show a trend of increasing competitiveness and improvement in the quality of higher education institutions across India. All, except architecture and college categories, show a consistent increase in average scores from 2023 to 2024, indicating a general improvement in institutional quality. The categories with slower growth or slight decreases (e.g., architecture and college) may require focused efforts to understand and address challenges. Following are some pertinent observations from the average scores of ranked institutions:

- Most categories show a continued upward trend in average scores, suggesting sustained efforts to enhance institutional quality.
- The Medical category has the highest average score (60.62) and has shown significant improvement over the last three years.
- While all categories show improvement, some (like Medical and Law) have shown substantial growth than others.
- The increasing scores across categories indicate a more competitive environment, pushing institutions to continually improve their performance.
- The upward trend reinforces the need for institutions to:
  - Continue adopting best practices
  - Focus on capacity building
  - Invest in long-term planning
  - Align with evolving regulatory requirements
  - Create environment conducive to implementation of outcome-focused initiatives.

Category	Average score of ranked institutions <sup>4</sup>		
	2024	2023	2022
University	53.89	51.45	49.75
Engineering	55.88	54.05	52.39 <sup>5</sup>
Management	54.45	54.26	52.93
Medical	60.62	59.86	56.95
Dental	58.19	58.05	58.05
Pharmacy	52.68	51.37	49.1
Architecture	59.09	59.79	57.91
College	58.51	58.60	58.35
Research	55.99	55.60	53.17
Law	59.22	57.57	57.34
Agriculture	54.76	51.61	NA
State Public University	56.90	-	-

<sup>4</sup> Source: KPMG in India's analysis 2024 based on NIRF India Rankings 2024

<sup>5</sup> Average score of top 100 institutions in 2022 rankings



**Some primary drivers of performance have emerged:** Some of the categories that have seen a marked improvement in average scores as compared to 2023 are Agriculture (3.15), University (2.44), Engineering (1.83), and Law (1.65). The improvement in the overall score is primarily driven by the improvement in the Teaching, Learning & Resources (TLR) parameter score. The general trend observed is that the improvement of scores in Agriculture, Engineering and Law is primarily driven by increased focus of institutions on Financial Resources and their Utilization (FRU) and Faculty with PhD (or equivalent) and Experience (FQE). For University category, the improvement of score is driven by improvement of Faculty Student Ratio (FSR) and FQE.





Category	Parameter wise difference in average scores between 2024 and 2023 <sup>6</sup>				
	TLR	RPC	GO	OI	PERC
Agriculture	4.23	4.38	4.08	3.83	-6.38
University	5.55	1.91	-0.64	1.40	1.88
Engineering	4.15	0.11	1.00	1.32	1.19
Law	5.79	-3.05	1.08	-1.14	-3.59

Architecture (-0.7) and college (-0.09) categories have seen a decline in the average scores as compared to 2023. The decrease in the average scores have been primarily driven by the decrease in TLR and Graduation Outcomes (GO) parameter for these categories. The decline in TLR parameter for Architecture category is primarily due to the decline in Student Strength including Doctoral Students (SS) sub-parameter score and for college category is due to the decline in FRU score.

Category	Parameter wise difference in average scores between 2024 and 2023 <sup>7</sup>				
	TLR	RPC	GO	OI	PERC
Architecture	-1.52	1.87	-3.62	-0.79	3.34
College	-3.19	7.04	-0.33	0.33	1.78

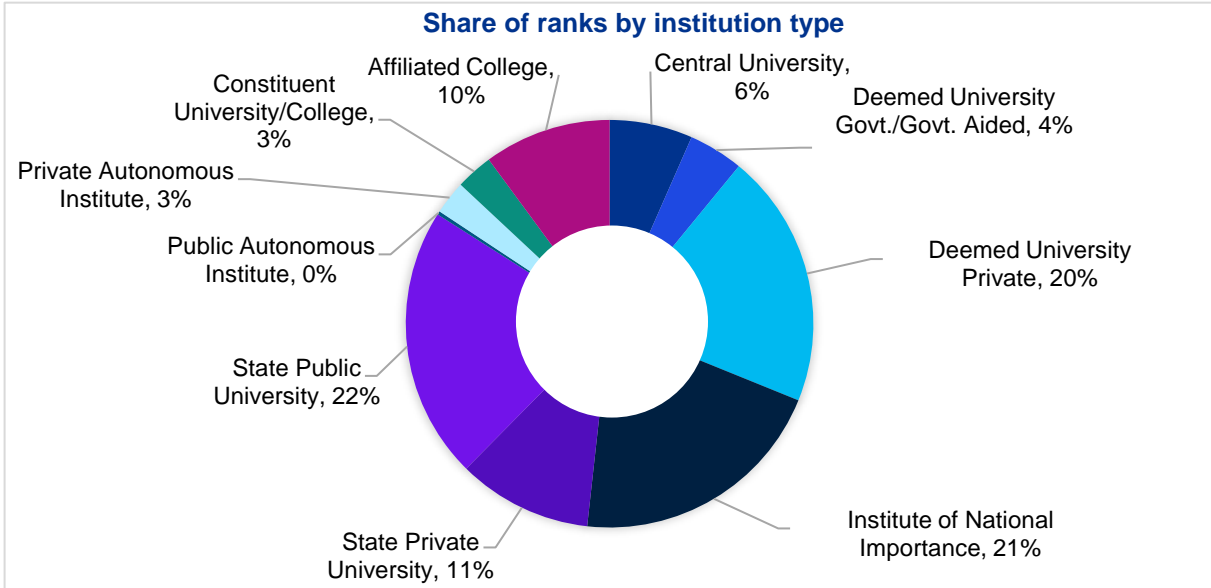
### Dominance of Institutes of National Importance (INIs) and universities in ranking:

- INIs continue to maintain a strong presence (21 per cent) in type of institutions dominating NIRF 2024 rankings (considering only unique ranks across categories), same as 2023. This highlights the continued dominance of these premier institutions in the NIRF rankings across various categories.
- As compared to 2023, there is a significant increase in the percentage of representation of 'Private Deemed University' (17 per cent in 2023 to 20 per cent in 2024), 'State Private University' (nine per cent in 2023 to 11 per cent in 2024), and 'State Public University' (19 per cent in 2023 to 22 per cent 2024). This trend, along with the continuous domination of INIs, indicates the dominance of research-focused institutions and more autonomous institutions making it in the rankings<sup>8</sup>.
- The above trend is further supported by the decrease in the percentage of 'Affiliated Colleges' (from 13 per cent in 2023 to 10 per cent in 2024) and 'Constituent University/College' (from four per cent to three per cent in same time frame), which are typically more teaching focused.

<sup>6</sup> Source: KPMG in India's analysis 2024 based on NIRF India Rankings 2024 and 2023

<sup>7</sup> Source: KPMG in India's analysis 2024 based on NIRF India Rankings 2024 and 2023

<sup>8</sup> Source: KPMG in India's analysis 2024 based on NIRF India Rankings 2024




N= 713 (Univ- 100, Research- 50, Eng.- 100, Pharmacy- 100, Mgmt.- 100, Medical- 50, Dental- 40, Law- 40, Arch- 40, Agri- 40, Innovation- 50, Skill- 3)

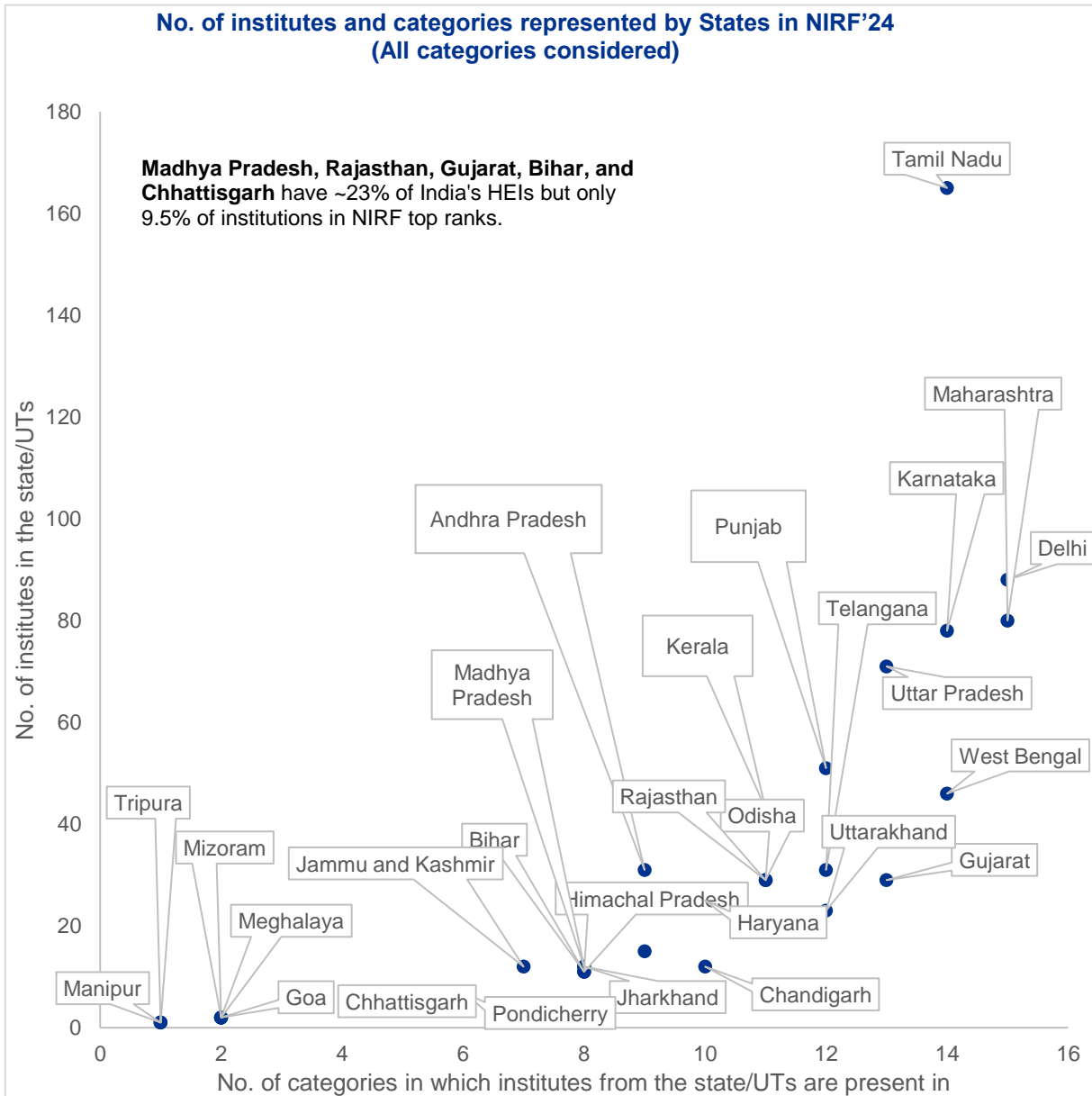
*\*Includes all categories except 'overall', 'college', 'open university' and 'state public university.'*

Out of all the ranked institutes,

- State public universities and institutions of national importance (INIs) with 22 per cent and 21 per cent, respectively, take the largest share in rankings.
- Private deemed universities, state private universities and affiliated colleges come third and fourth, respectively.
- Categories that witnessed a domination by state public are University, Pharmacy and Agriculture
- Categories that saw INIs dominate are engineering, management, and research.



**Key states continue to dominate state-wise representation in 2024 rankings<sup>9</sup>:** In the 2024 rankings, the states of Tamil Nadu, Delhi, Karnataka, Maharashtra, and Uttar Pradesh collectively dominate the top positions, accounting for a significant majority of highly ranked institutions.



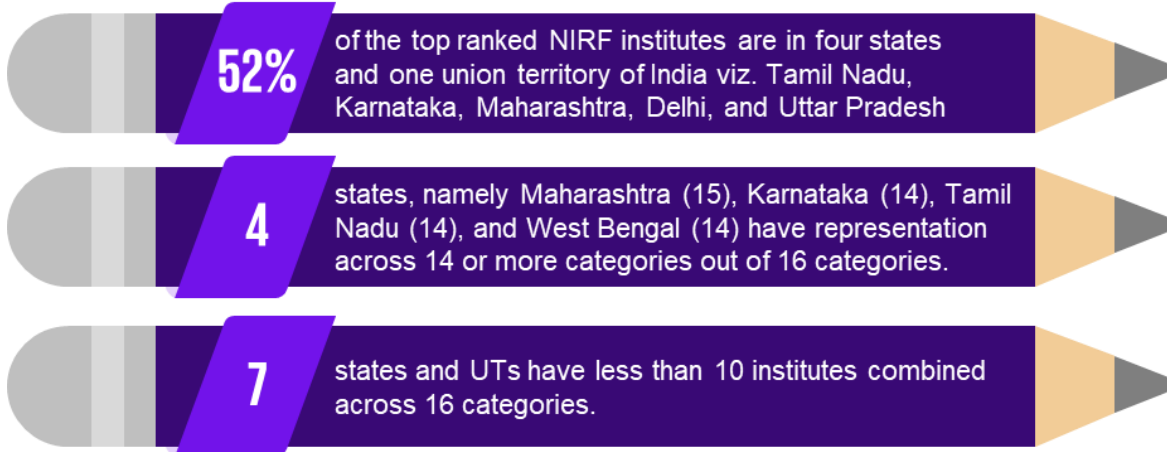
The graph does not include the states Arunachal Pradesh, Nagaland, Sikkim and five union territories (Andaman and Nicobar Islands, Dadra and Nagar Haveli, Daman and Diu, Ladakh and Lakshadweep) that do not have representation in NIRF ranking.

<sup>9</sup> Source: KPMG in India's analysis 2024 based on NIRF India Rankings 2024



**Key state-level observations**

**Key state-level observations**



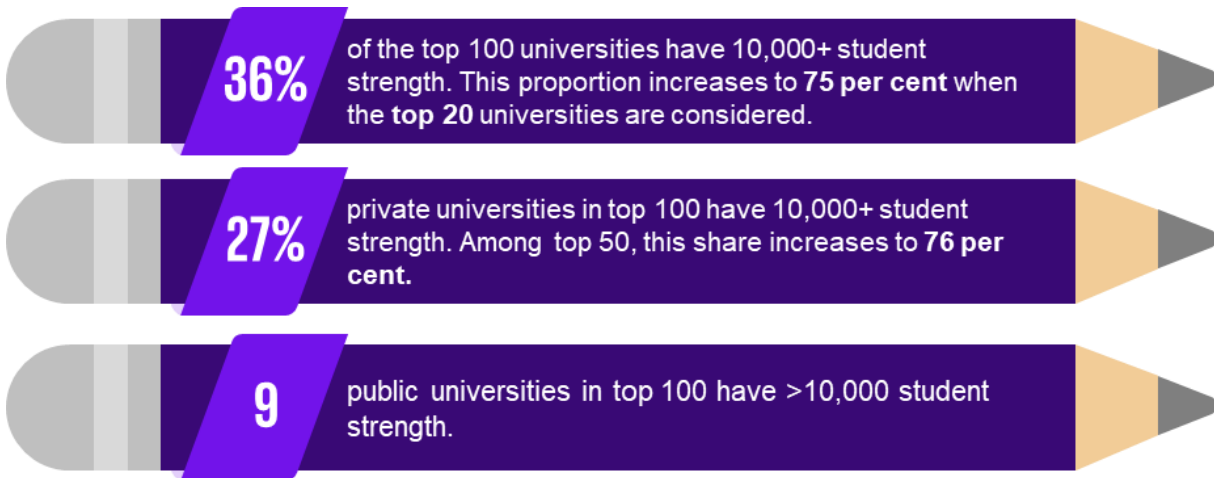
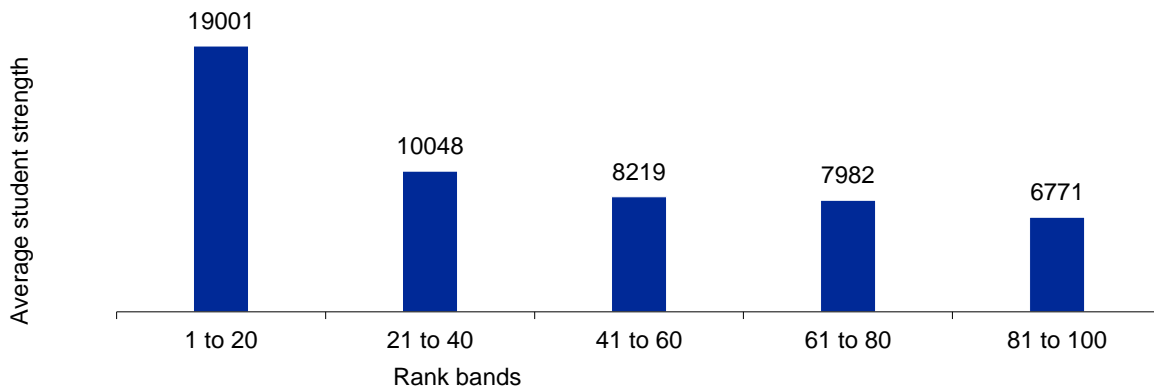
Across the report, 'top ranked' implies number of institutions that have been assigned a rank in that category, i.e., university- 100, engineering- 100, management- 100, colleges- 100, research institutions- 50, pharmacy- 100, medical- 50, dental- 40, law- 30 architecture- 30, and agriculture- 40

**Size of institution contributes to dominance across university rankings:** Among the top universities, those with student strength above 5,000, dominate rankings and particularly if they are private universities.<sup>10</sup>



<sup>10</sup> Source: KPMG in India's analysis 2024 based on NIRF India Rankings 2024

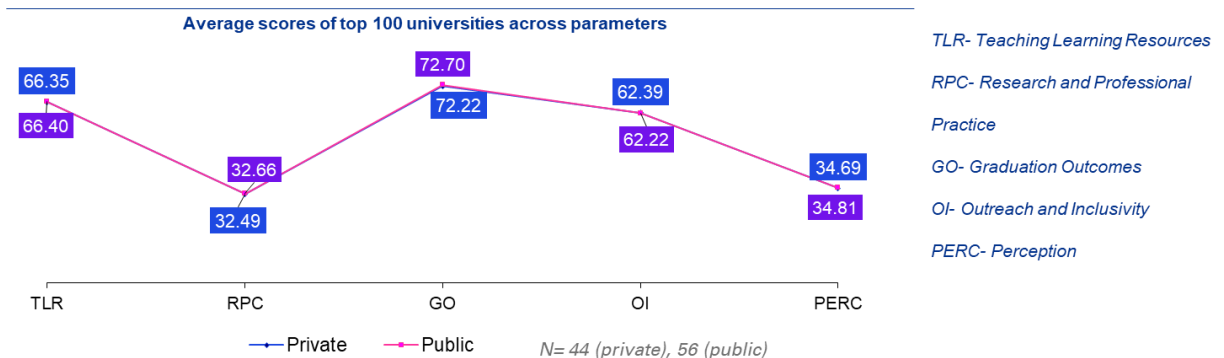
### Student strength across rank bands



**Parameter wise performance in public vis-à-vis private universities is largely at par:** Among the top universities, public institutions and private institutions have similar performance across five parameters<sup>11</sup>.

#### Parameter-wise performance in public vis-à-vis private HEIs

Public and private institutions have similar performance across parameters



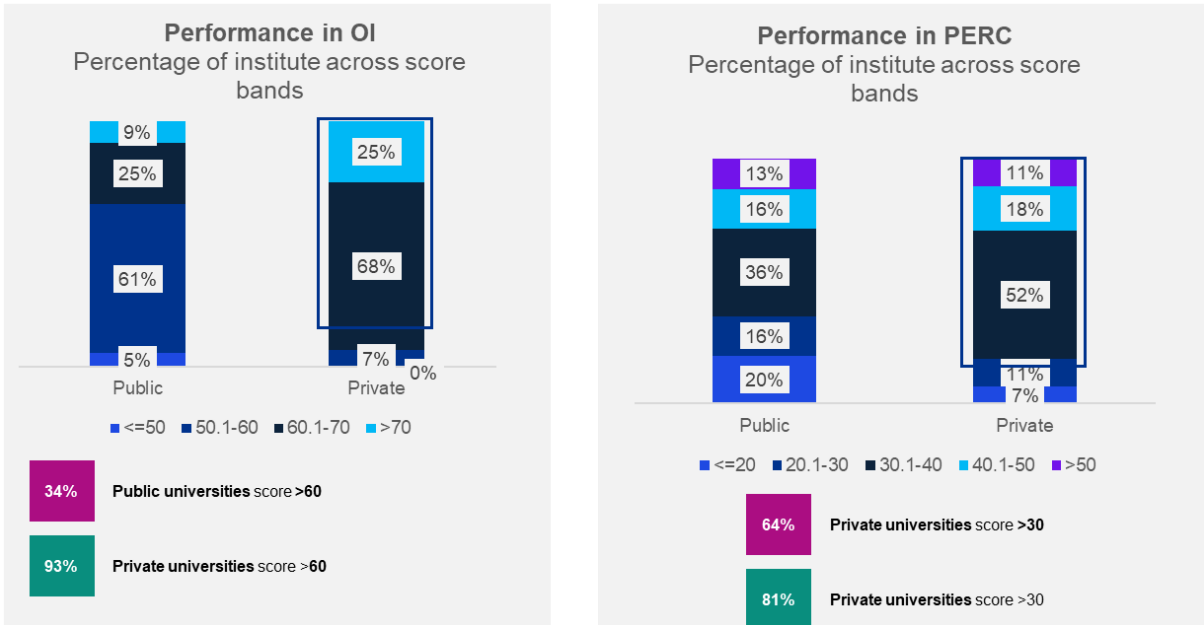
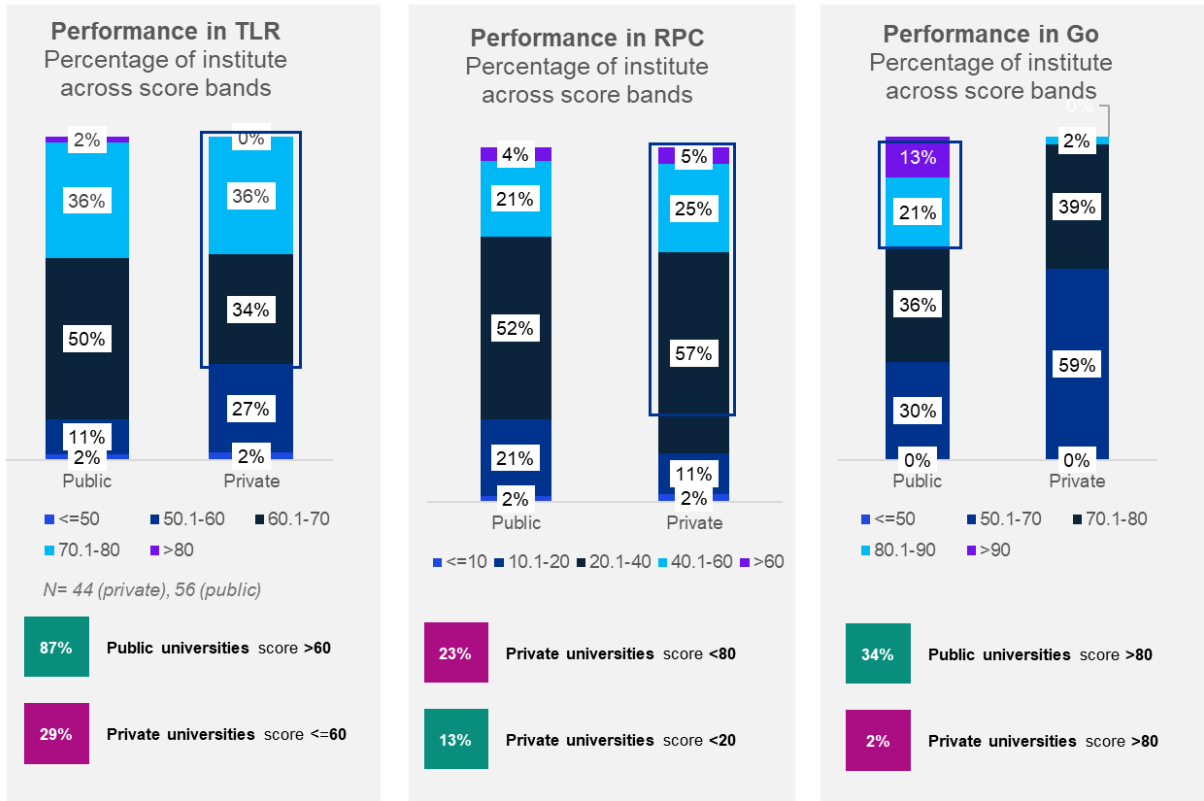
<sup>11</sup> Source: KPMG in India's analysis 2024 based on NIRF India Rankings 2024

**Comparison with previous year NIRF rankings:**

- The average scores of private universities have improved across all parameters except for 'PERC', indicating increasing competition among the top private universities. TLR parameter has seen the major improvement (61.44 in 20223 to 66.35 in 2024). This improvement is driven by improvement of FRE and FQE parameters. This is change from the trend of previous year which saw biggest improvement in RPC parameters as compared to 2022.
- Private universities have seen a drop in average scores of PERC parameter, indicating a requirement to strategically focus on perception scores to improve future ranking and stay ahead of competition.
- Public universities have seen a drop in average scores across 'GO' highlighting the placement related challenges faced by public universities.







<sup>12</sup> Source: KPMG in India's analysis 2024 based on NIRF India Rankings 2024

A close-up photograph of a person's hands writing in a notebook. The person is wearing a blue long-sleeved shirt. They are holding a yellow pencil and writing on a white page of a spiral-bound notebook. Another notebook is visible to the left. The background is blurred, showing what appears to be a window or a bright light source.

# Overview of NIRF – 2024 rankings

The National Institutional Ranking Framework (NIRF) is a comprehensive system developed by the Indian Ministry of Education to assess and rank higher education institutions in India. Initiated in 2016, NIRF has evolved to address the diverse landscape of Indian higher education. The current framework uses 19 parameters organized into five broad groups, balancing global standards with India-specific factors such as regional diversity, outreach, inclusion, Indian knowledge systems, regional language, and multiple entry / exits. Since its inception, NIRF has expanded significantly, growing from rankings in just four categories in 2016 to 16 categories in 2024.

### Categories of rankings:

NIRF provides both category-specific rankings and an Overall ranking for institutions, offering a holistic view of India's higher education landscape while allowing for fair comparisons within peer groups. The ranking system has continuously evolved, adding new categories and subject domains over the years to represent the diverse educational offerings in India. For instance, domain-specific rankings for Law, Medicine, and Architecture were added in 2018, while Agriculture & Allied Sectors and Innovation were introduced in 2023. Despite these additions and refinements, the core spirit and parameters of the Ranking Framework have been largely retained since its initial development, with only minor adjustments based on experience. This consistent yet adaptable approach has made NIRF a valuable tool for assessing and comparing higher education institutions across India.

There are, in total, 16 categories of rankings under NIRF- 2024 with three new categories—Open Universities, State Public Universities, and Skill Universities—introduced this year. The ranking methodology for these distinct categories is tailored to suit the nuances of individual discipline.

The number of participating institutes has been increasing since the launch of NIRF in 2016 across all categories, showing the growing popularity and preference to participate in NIRF rankings. Over 6,500 unique institutions (10,845 considering same institutions participating in multiple categories) participated across 16 categories in the 2024 edition, which is a 17 per cent increase from 2023 (5,543 institutions) and about 86 per cent increase since the first edition in 2016 (3,500 institutions)

Across categories, the number of participating institutes has been shown below<sup>13</sup>:

Category	# Inst.	Category	# Inst.	Category	# Inst.	Category	# Inst.
Overall	2781	Universities	-	Colleges	3371	Research	242
Engineering	1463	Management	876	Pharmacy	467	Medical	182
Dental	184	Law	195	Architecture and Planning	115	Agriculture and Allied Sectors	145
Innovation	808	Open University	12	Skill University	4	State Public University	168

<sup>13</sup> Source: India Rankings 2024, Department of Higher Education, Ministry of Education, Government of India, Aug 2024



**Scoring and ranking:**

The NIRF ranking is assigned based on an overall score which comprises the parameters which have been organized into five broad heads, as mentioned below (for all categories except research institutions). The final score is calculated basis the weightage of the following parameters and the institutions are ranked within their category.

- Teaching, Learning and Resources (TLR)
- Research and Professional Practice (RPC)
- Graduation Outcomes (GO)
- Outreach and Inclusivity (OI)
- Perception.

For the research institutions category, the following parameters are considered for ranking:

- Metric for qualitative research
- Metric for quantitative research
- Metric for students and faculty contribution
- Outreach and inclusivity
- Perception.



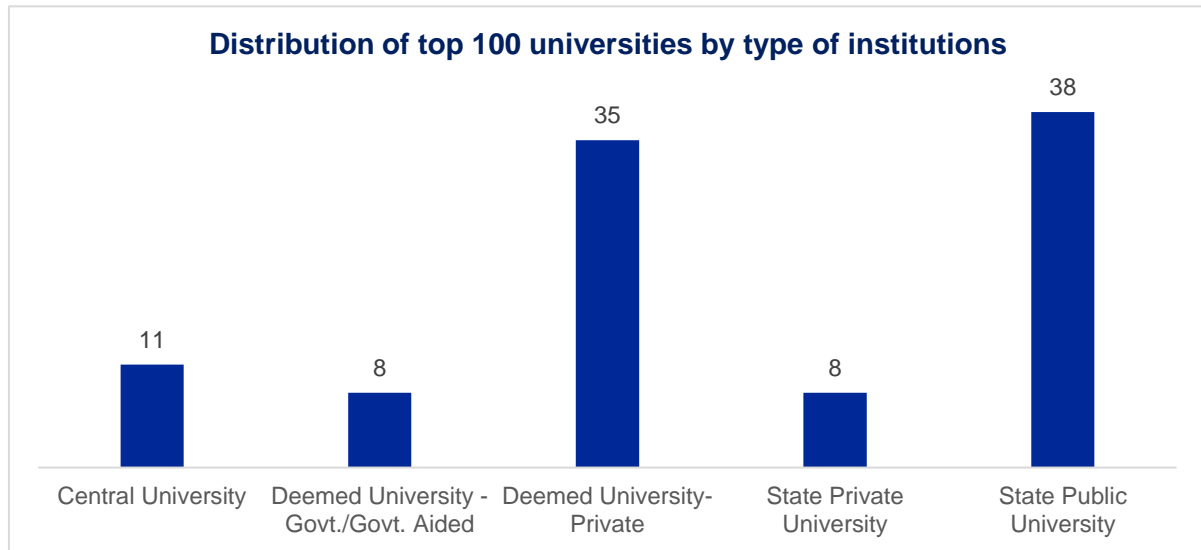
## Highlights of University category

- The university category ranks participating central, state-public, state-private, and deemed-to-be universities across the nation, basis teaching, learning & resources (TLR), research and professional practices (RPC), graduation outcomes (GO), outreach and inclusivity (OI) and perception (PERC). This year's top three ranked public and private universities are<sup>14</sup>:

Public Institutions	Rank	Private Institutions	Rank
Indian Institute of Science, Bangaluru	1	Manipal Academy of Higher Education	4
Jawaharlal Nehru University	2	Amrita Vishwa Vidyapeetham	7
Jamia Millia Islamia, New Delhi	3	Vellore Institute of Technology	10

Three public institutions continue to hold fort at the top of the rankings. While the top three private institutions remain the same as last year; however, Manipal Academy of Higher Education has improved its ranking by two positions and Vellore Institute of Technology has dropped two positions from last year.

- State public universities dominate the rankings:** The top 100 university rankings are dominated by state public universities (38) followed by private deemed to be universities (35).
  - Out of the total 56 central universities<sup>15</sup> in the country, 11 feature in the NIRF top 100.
  - The overall split of public and private institutions is 57:43 in NIRF 2024 top 100 universities.



16

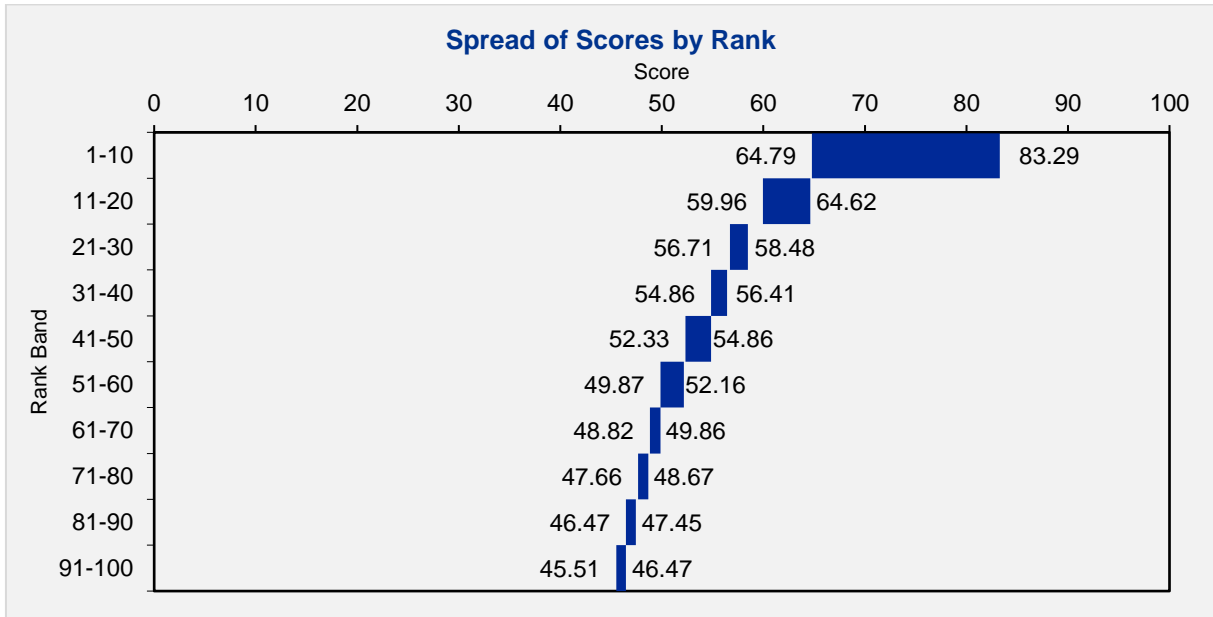
**Variation in scores by rank band:** For universities in the rank band 11–100, a small variation in score results in a larger change in their rankings. The rank band between 61 and 100 is the most competitive. A change of 4.29 points in score can lead to a rank change of 40 positions. Over 40 universities have a score between 45.51 and 49.86, indicating the difficulty in transitioning from a 45-

<sup>14</sup> Source: NIRF Rankings 2024, Department of Higher Education, Ministry of Education, Government of India, Aug 2024

<sup>15</sup> Source: KPMG in India's analysis of All India Survey on Higher Education (AISHE)

<sup>16</sup> Source: India Rankings 2024, Department of Higher Education, Ministry of Education, Government of India, Aug 2024

point score to a 50-point score. However, for a similar change in score within the top 20 band, the rank changes by fewer than 10 positions.



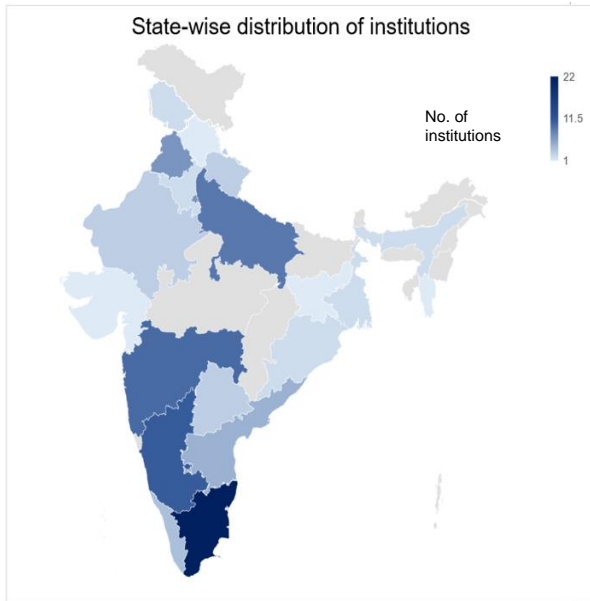
17

**Top three states remain unchanged:** Tamil Nadu continues to dominate the top 100 ranks with 22 universities this year, same as last year, followed by Karnataka and Maharashtra with 11 and 10, respectively. Twenty two out of the 36 states and UTs have been represented in the university category rankings.



<sup>17</sup> Source: KPMG in India's analysis 2024 based on NIRF India Rankings 2024

## State-wise distribution of top 100 ranked universities



Map Indicative only

State	Universities in Top 100 NIRF <sup>18</sup>	
	2024	2023
Tamil Nadu	22	22
Karnataka	11	10
Maharashtra	10	10
Uttar Pradesh	9	7
Punjab	7	6
Delhi	7	7
Andhra Pradesh	5	4
Kerala	4	4
Telangana	3	3
Rajasthan	3	2
Uttarakhand	3	3
Jammu & Kashmir	2	2
Assam	2	2
Haryana	2	4
West Bengal	2	4
Odisha	2	3
Mizoram	1	1
Gujarat	1	1
Chandigarh	1	1
Himachal Pradesh	1	1
Jharkhand	1	1
Pondicherry	1	1

**There are nine new entrants into top 100:** Out of the nine new entrants, two universities are new additions to the university category rankings while the others were previously in the rank band 101 to 200<sup>19</sup>.

Name	Type	State	2024 rank	2023 rank
Acharya Nagarjuna University	State Public University	Andhra Pradesh	59	101-150
Manipal University, Jaipur	State Private University	Rajasthan	64	101-150
Bangalore University	State Public University	Karnataka	81	Not Ranked
Sant Longowal Institute of Engineering and Technology	Deemed University-Government	Punjab	85	151-200
Chitkara University	State Private University	Punjab	90	101-150
Manav Rachna International Institute of Research and Studies	Deemed University-Private	Haryana	92	101-150
Madan Mohan Malaviya University of Technology	State Public University	Uttar Pradesh	94	Not Ranked

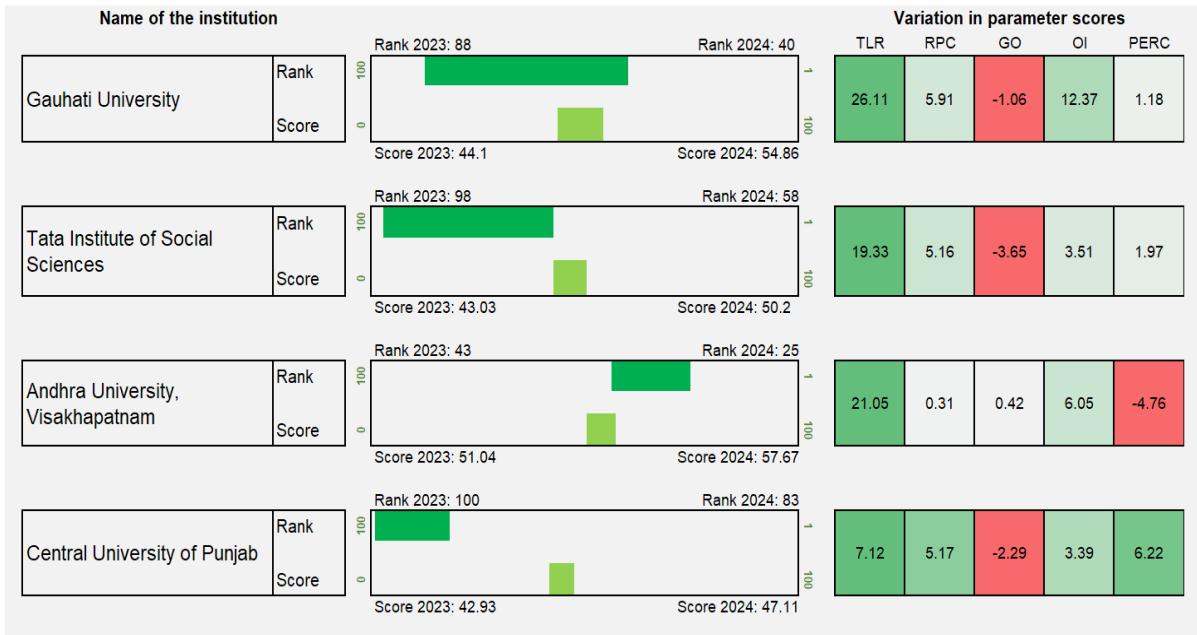
<sup>18</sup> Source: NIRF Rankings 2023 and 2024, Department of Higher Education, Ministry of Education, Government of India

<sup>19</sup> Source: NIRF Rankings 2024, Department of Higher Education, Ministry of Education, Government of India, Aug 2024



Vel Tech Rangarajan Dr. Sagunthala R & D Institute of Science and Technology	Deemed University-Private	Tamil Nadu	96	101-150
University of Lucknow	State Public University	Uttar Pradesh	97	101-150

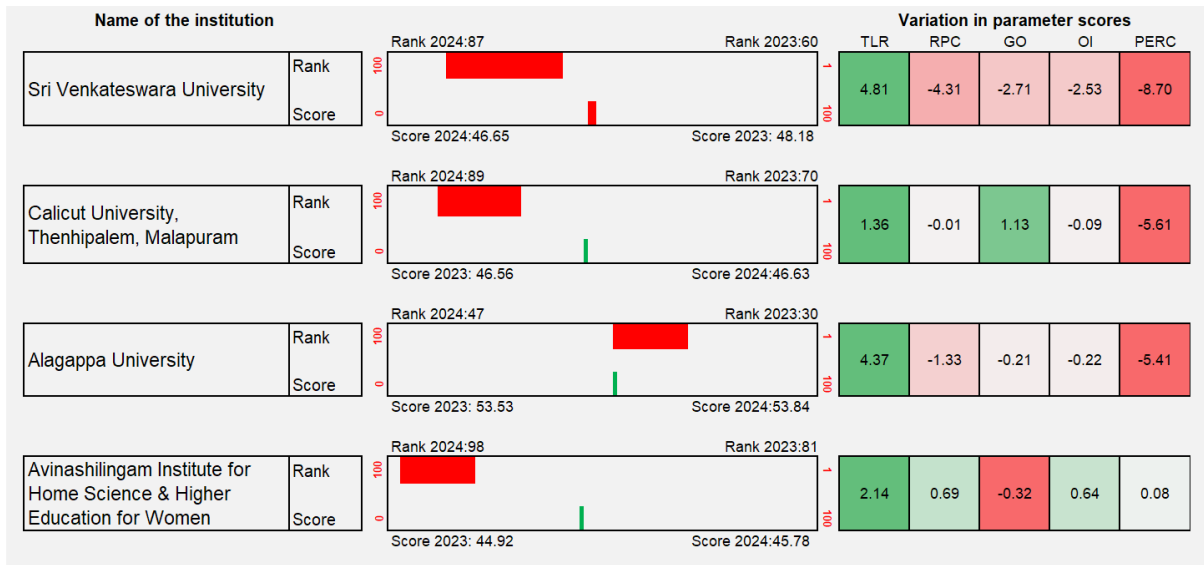
**A total of 42 universities have shown an improvement in rankings:** Gauhati University saw the maximum improvement in the top 100, climbing 48 ranks - from 88 in 2023 to 40 - in 2024. All the top four climbers experienced their most significant improvement in their Teaching, Learning & Resources (TLR) score. Among these top climbers, Gauhati University achieved the highest increase, improving its overall score by 26.11 points. The top four climbers within the top 100 are depicted below<sup>20</sup>:



Note: The values for the parameters are the differences between the scores in 2024 and 2023

**40 universities have dropped in rankings this year.** The universities which have dropped maximum number of ranks from 2023 are shown below along with their change in parameter scores. It is important to note that three out of four of these institutions have improved their score from the previous year yet experienced a significant drop in ranking. One of the key reasons for their decline in rank is the rank-

<sup>20</sup> Source: KPMG in India's analysis 2024 based on NIRF India Rankings 2023 and 2024



band in which they fall as three out of four of them are in a rank band of 60-90. In this rank band, there are an increased number of institutions scoring higher and thereby getting better ranks. So, these institutions, despite maintaining similar/better scores have suffered a drop in rankings. This points to an increasing competition between the universities, wherein a stagnation or marginal decline in score can result in a significant shift in ranks<sup>21</sup>.

*Note: The values for the parameters are the differences between the scores in 2024 and 2023*



<sup>21</sup> Source: KPMG in India's analysis 2024 based on NIRF India Rankings 2023 and 2024

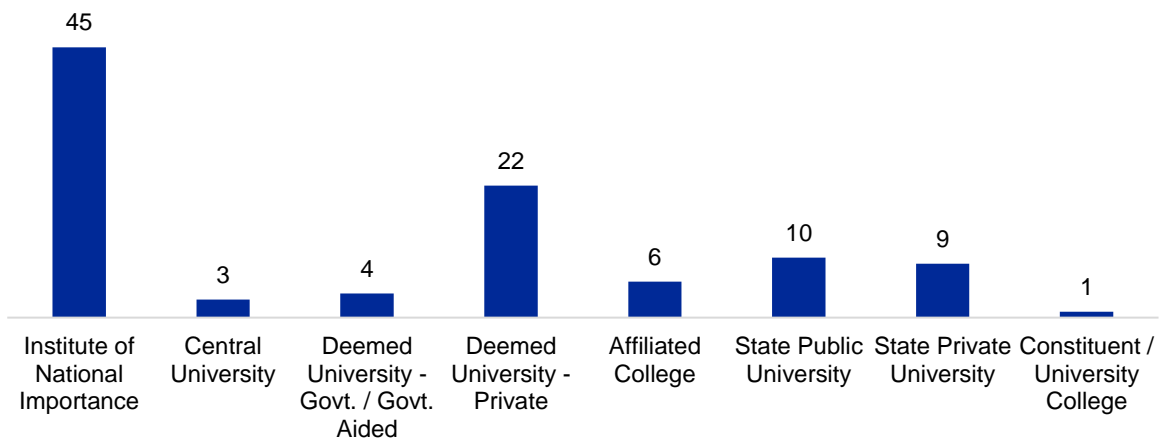
## Highlights of Engineering category

- **Total number of participating institutions:** Engineering category has seen an increase in number of participating institutes (about 11 per cent) from 1314 institutes in 2023 to 1463 institutes in 2024. The category has the second highest number of institutes participating in rankings after the 'college' category, making it one of the most competitive categories. Out of the participating institutions, a total of 100 institutes have been given unique ranks and the next 200 institutions have been categorized into three rank bands (100–150, 151–200, and 201–300). This is a change from 2023 where ranks were categorized only in two rank bands after the top 100 (100–150 and 151–200).
- The top-ranked institutions in NIRF 2024 in the engineering category are as follows<sup>22</sup>:

Public Institutions	Rank	Private Institutions	Rank
Indian Institute of Technology Madras	1	Vellore Institute of Technology, Vellore	11
Indian Institute of Technology Delhi	2	S.R.M. Institute of Science and Technology	13
Indian Institute of Technology Bombay	3	Birla Institute of Technology and Science, Pilani	20

- **Institutions of National Importance and Private Deemed Universities dominate the top 100 institutes**, where almost half of the share is taken by Institutes of National Importance (INI) alone. Five INIs got dropped from top 100 from 2023 while one other INI i.e., NIT Puducherry, got added to top 100<sup>23</sup>.

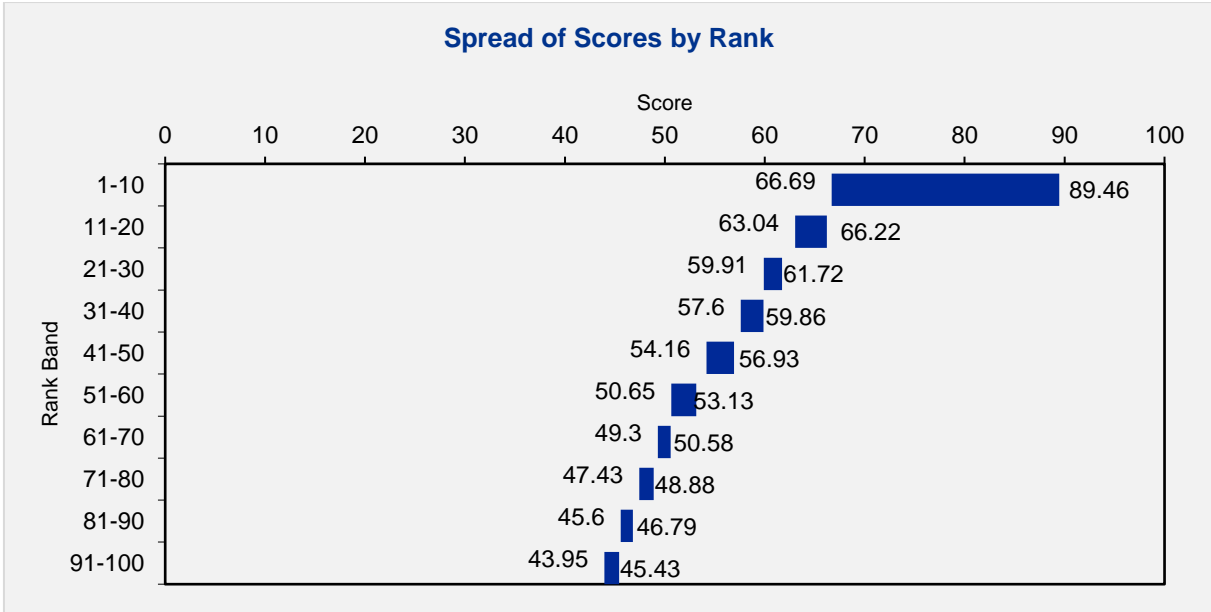
**Distribution of top 100 engineering institutions by type of institution**



- **Variation in scores by rank band:** For the engineering category, the difference in maximum score and minimum score in a rank band, decreases as the ranks drop. This implies that a unit shift in score in the lower rank bands will result in a significant shift in the rankings.

<sup>22</sup> Source: NIRF Rankings 2024, Department of Higher Education, Ministry of Education, Government of India, Aug 2024

<sup>23</sup>Source: KPMG in India's analysis based on All India Survey on Higher Education (AISHE)



24

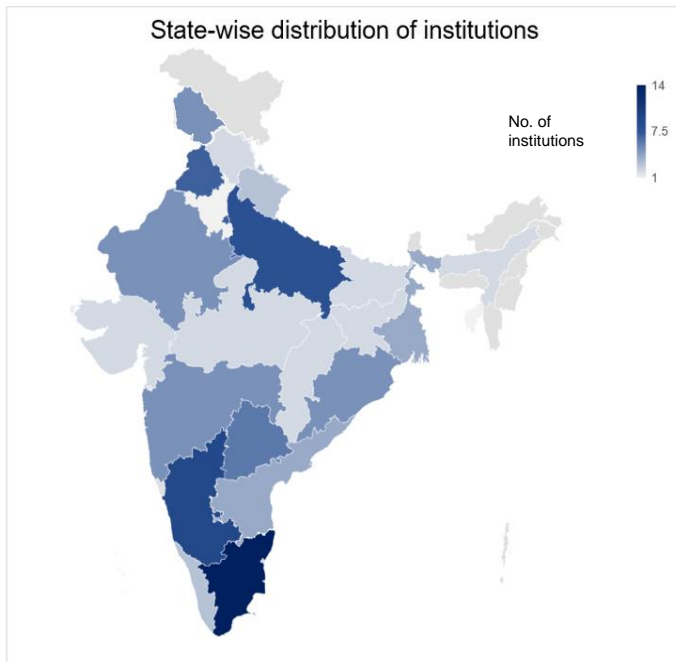


<sup>24</sup> Source: KPMG in India's analysis 2024 based on NIRF India Rankings 2024



- Fourteen among the top-ranked engineering institutes are from Tamil Nadu:** In tandem with their performance in 2023 rankings, 14 institutions from Tamil Nadu have made it in the rankings, followed by nine from Karnataka, eight from Uttar Pradesh, and seven from Delhi. Among the top 100 in this category, South India is dominated by deemed private universities, while North India is dominated by Institutions of National Importance. All the affiliated colleges in engineering are from South India.

### State-wise distribution of top 100 engineering institutions



Map Indicative only

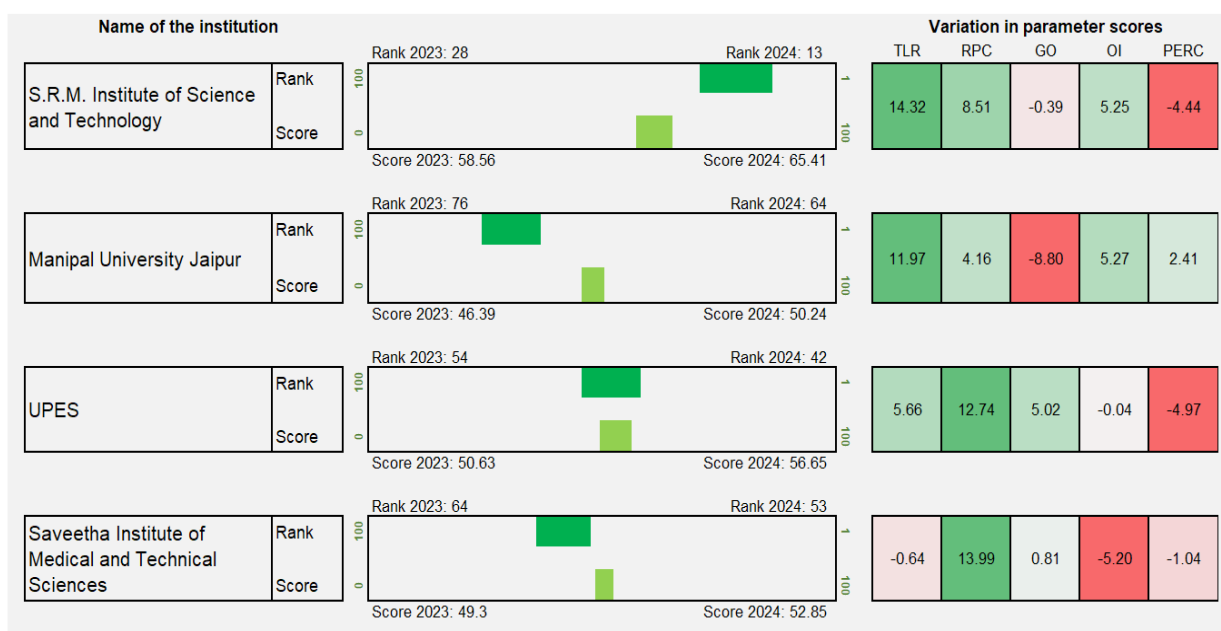
State	Institutions in Top 100 NIRF <sup>25</sup>	
	2024	2023
Tamil Nadu	14	15
Karnataka	9	7
Uttar Pradesh	8	7
Delhi	7	7
Punjab	7	6
Telangana	6	6
Rajasthan	5	5
Maharashtra	5	5
Odisha	5	5
West Bengal	4	4
Andhra Pradesh	4	4
Uttarakhand	3	3
Kerala	3	3
Gujarat	2	2
Madhya Pradesh	2	4
Himachal Pradesh	2	1
Chhattisgarh	2	2
Bihar	2	2
Assam	2	2
Jharkhand	2	2
Others	6	7

<sup>25</sup> Source: NIRF Rankings 2023 and 2024, Department of Higher Education, Ministry of Education, Government of India

**There are 7 new entrants in the top 100:** Of the seven new entrants in the top 100, five have made a jump from the 101–150 rank band into the top 100, one has made the jump from the 151-200 rank band, and one had participated last year but was not ranked<sup>26</sup>.

Name	Type	State	2024 Rank	2023 Rank
Sant Longowal Institute of Engineering and Technology	Deemed University - Government	Punjab	76	151-200
Madan Mohan Malaviya University of Technology	State Private University	Uttar Pradesh	84	Not Ranked
Shoolini University of Biotechnology and Management Sciences	State Private University	Himachal Pradesh	92	101-150
Christ University	Deemed University - Private	Karnataka	93	101-150
Jain University, Bangalore	Deemed University - Private	Karnataka	95	101-150
National Institute of Technology Puducherry	Institute of National Importance	Pondicherry	97	101-150
Siddaganga Institute of Technology	Affiliated College	Karnataka	100	101-150

- **Among the top 100 institutions in 2024, a total of 40 institutions have shown an improvement in ranking:** S.R.M Institute of Science and Technology made the highest jump of 15 ranks followed by Manipal University Jaipur and UPES which made a jump of 12 ranks. These improvements in rankings are majorly driven by the improvement in TLR and RPC scores.

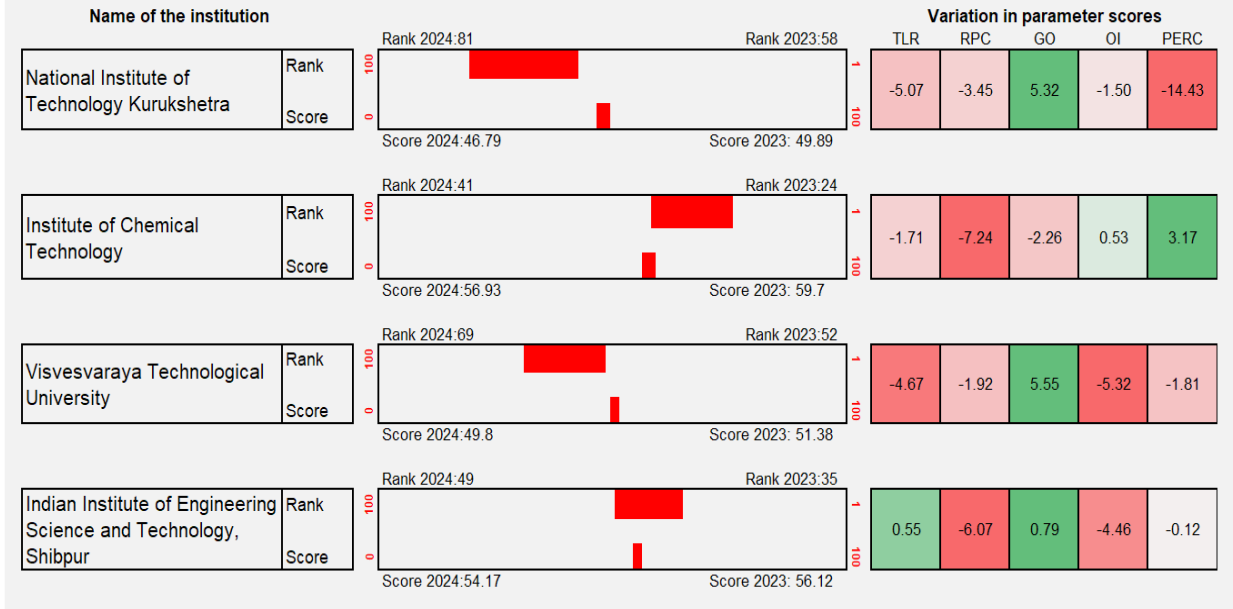


Note: The values for the parameters are the differences between the scores in 2024 and 2023<sup>27</sup>

<sup>26</sup> Source: NIRF Rankings 2024, Department of Higher Education, Ministry of Education, Government of India, Aug 2024

<sup>27</sup> Source: KPMG in India's analysis 2024 based on NIRF India Rankings 2023 and 2024

- **Among the top 100 institutions in 2024, 36 institutions have shown a drop in their ranking:** National Institute of Technology (NIT), Kurukshetra dropped most by 23 ranks followed by the Institute of Chemical Technology and Visvesvaraya Technological University, which saw a drop by 17 ranks. While NIT Kurukshetra’s rank drop was majorly due to PERC scores, the other institutes saw a drop in RPC and OI scores.



28

Note: The values for the parameters are the differences between the scores in 2024 and 2023



<sup>28</sup> Source: KPMG in India’s analysis 2024 based on NIRF India Rankings 2023 and 2024

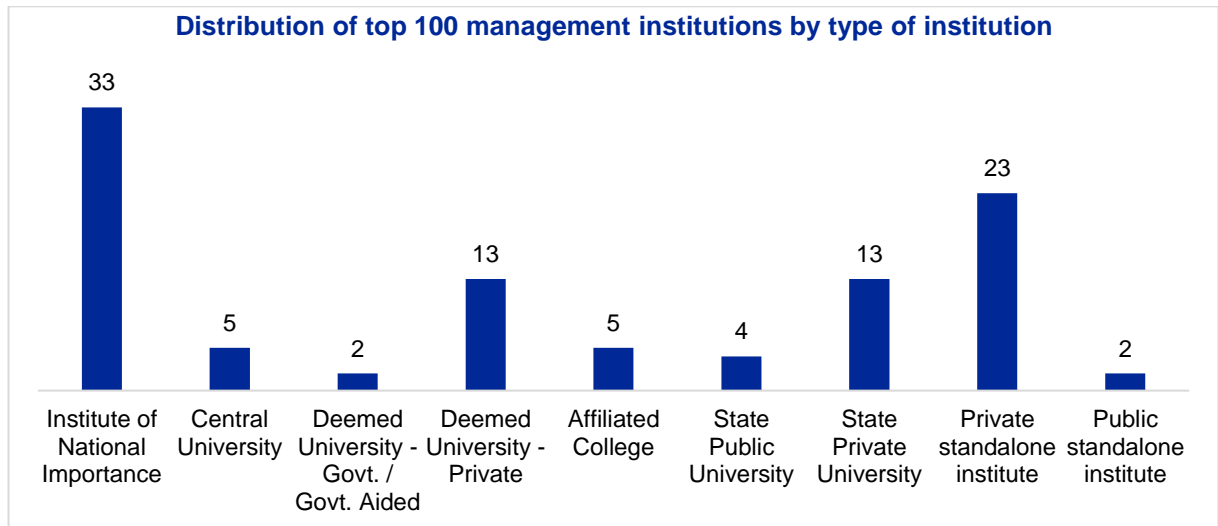
## Highlights of Management category

- **Increase in participation in NIRF 2024:** A total of 876 institutes participated in 2024, out of which top 100 institutes have been ranked. In 2024, participation in the management category rankings increased by ~13 per cent (100 institutes) compared to 776 participating institutes in 2023. This increase is significant compared to last year's increase of ~three per cent from the 2022 rankings.
- **Top-ranked management institutes across categories:** Indian Institute of Management Ahmedabad (IIM-A) has been ranked first for the ninth consecutive year in the management category. IIM-A is followed by IIM-Bangalore and IIM-Kozhikode in rank two and three, respectively. XLRI-Xavier School of Management, at rank nine, continues to be the top-ranked private management institution in the country<sup>29</sup>.

Public Institutions	Rank
Indian Institute of Management Ahmedabad	1
Indian Institute of Management Bangalore	2
Indian Institute of Management Kozhikode	3

Private Institutions	Rank
XLRI-Xavier School of Management	9
Management Development Institute	11
Symbiosis Institute of Business Management	13

- **Public institutions claim majority in top 100:** Amongst the top 100 institutes, there are 44 public institutes (including institutions of national importance, central university, state public university and deemed university - government /government aided). There are 23 private standalone institutes among the top 100 as well<sup>30</sup>.

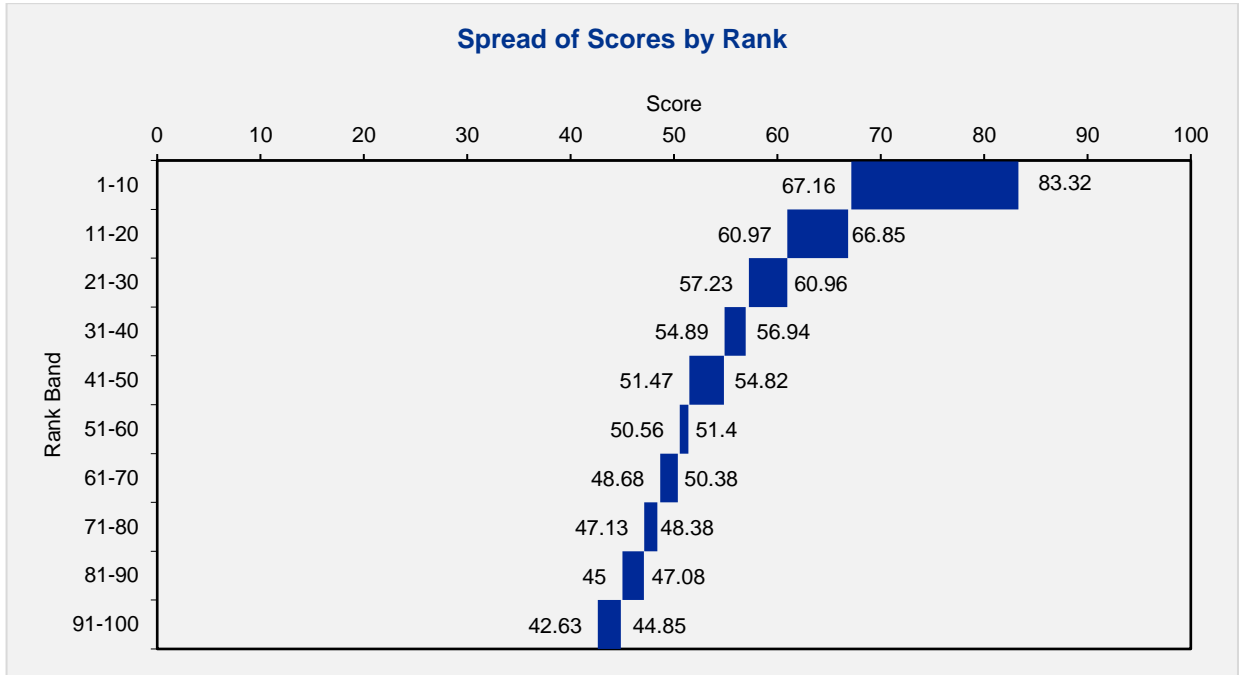


<sup>29</sup> Source: NIRF Rankings 2024, Department of Higher Education, Ministry of Education, Government of India, Aug 2024

<sup>30</sup> Source: KPMG in India's analysis based on All India Survey on Higher Education (AISHE)



- Variation in scores:** For ranks 1-5, the variation in scores between the first-ranked and fifth-ranked institutions is around 8.25 marks. For institutions in the lower rank band of 51–100, the difference in scores is much less. The variation in score between the 51st-ranked institute and the 100th-ranked institute is only 8.77 marks. In these lower rank bands, a small deviation in scores results in a large increase or decrease in ranks or rank bands.



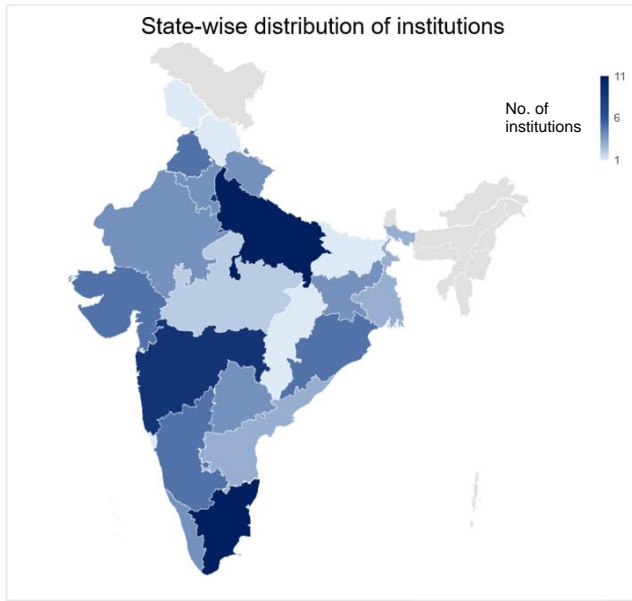
31

- Uttar Pradesh, Tamil Nadu, Delhi, and Maharashtra dominate top 100:** Uttar Pradesh, Tamil Nadu, Delhi, and Maharashtra continue their dominance with 11, 11, nine, and nine institutions respectively, accounting for 40 per cent of the top 100 institutions.



<sup>31</sup> Source: KPMG in India's analysis 2024 based on NIRF India Rankings 2024

## State-wise distribution of top 100 management institutions



Map indicative only

State	Institutions in Top 100 NIRF <sup>32</sup>	
	2024	2023
Uttar Pradesh	11	11
Tamil Nadu	11	10
Delhi	9	9
Maharashtra	9	9
Punjab	5	5
Gujarat	5	5
Karnataka	5	6
Odisha	5	5
Jharkhand	4	4
Uttarakhand	4	4
Telangana	4	3
Haryana	4	6
Kerala	4	3
Rajasthan	4	4
West Bengal	3	3
Andhra Pradesh	3	3
Madhya Pradesh	2	2
Himachal Pradesh	1	1
Goa	1	1
Chhattisgarh	1	1
Chandigarh	1	0
Bihar	1	1
Jammu & Kashmir	1	1

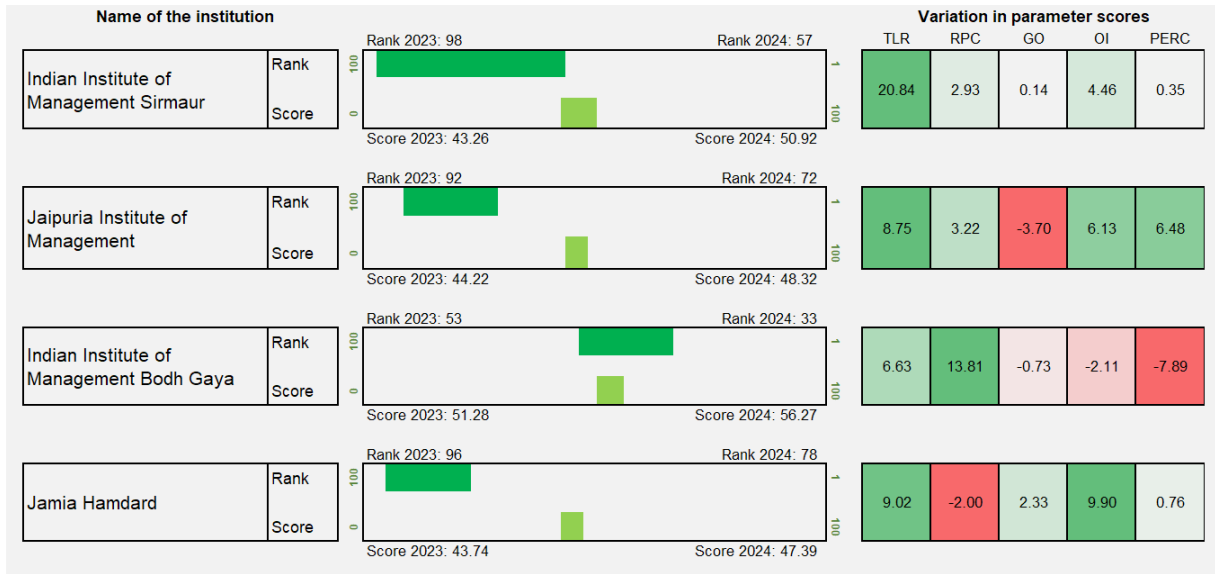


<sup>32</sup> Source: NIRF Rankings 2023 and 2024, Department of Higher Education, Ministry of Education, Government of India

- A total of five new entrants into top 100:** Amongst the new entrants, four institutions were not ranked in the previous year (NIRF 2023) and one institution (Prin. L.N. Welingkar Institute of Management Development and Research (PGDM)) was ranked in the 101-125 rank band. Details of new entrants are provided in the table below<sup>33</sup>:

Name	Type	State	2024 Rank	Rank 2023
Loyola Institute of Business Administration	Affiliated College	Tamil Nadu	66	Not Ranked
Cochin University of Science and Technology	State Public University	Kerala	81	Not Ranked
Prin. L.N. Welingkar Institute of Management Development and Research (PGDM)	Affiliated College	Maharashtra	84	101-125
Jagan Institute of Management Studies Technical Campus	Affiliated College	Delhi	87	Not Ranked
National Institute of Technology Warangal	Institutions of National Importance	Telangana	100	Not Ranked

- <sup>34</sup>**A total of 42 institutions showed an improvement in rankings:** The institutions that made the biggest jumps in ranks (from 2023) are shown below along with their growth in parameter scores. Indian Institute of Management, Sirmaur (from 98 to 57), and Indian Institute of Management, Bodh Gaya (from 53 to 33), Jaipuria Institute of Management, Lucknow (from 92 to 72) have seen an increase in ranking for 20 positions or more.

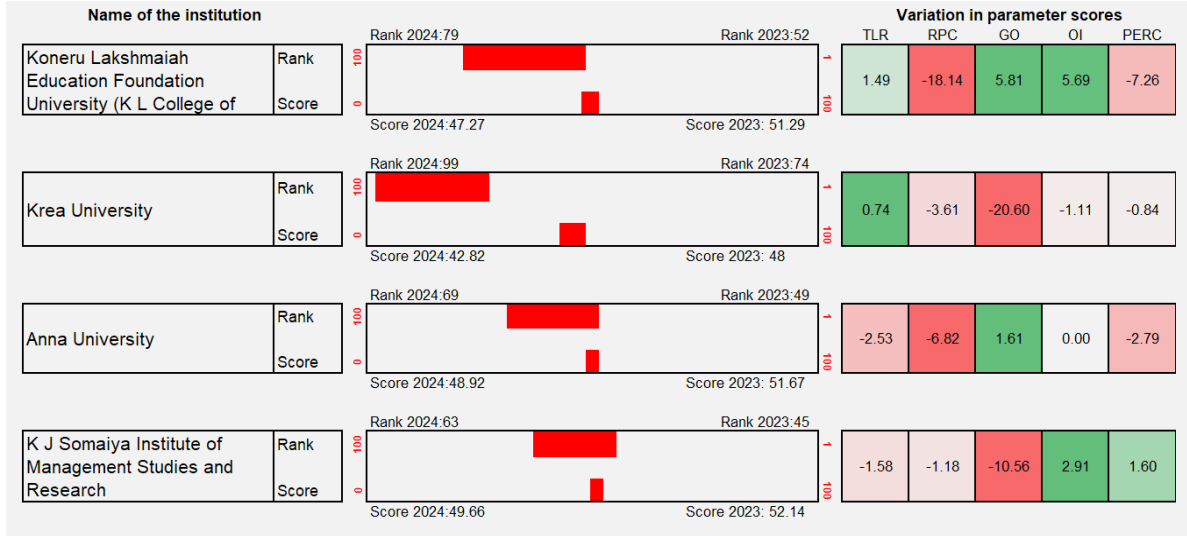


Note: The values for the parameters are the differences between the scores in 2024 and 2023

<sup>33</sup> Source: NIRF Rankings 2023 and 2024, Department of Higher Education, Ministry of Education, Government of India

<sup>34</sup> Source: KPMG in India's analysis 2024 based on NIRF India Rankings 2023 and 2024

- 35A total of 40 institutions have shown a decline in ranks:** The institutions that have dropped the maximum number of ranks in top 100 from 2023 are shown below along with their change in parameter scores. A decrease in outreach and inclusivity scores is witnessed uniformly across all these institutions. Institutions such as Koneru Lakshmaiah Education Foundation University (K L College of Engineering) (from 52 to 79) and Krea University (from 74 to 99) have seen a decline of 25 or more positions.



Note: The values for the parameters are the differences between the scores in 2024 and 2023



35 Source: KPMG in India's analysis 2024 based on NIRF India Rankings 2023 and 2024



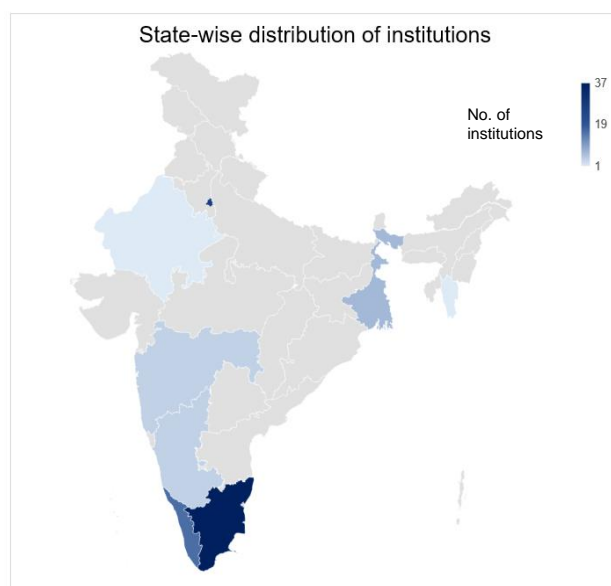
## Highlights of Colleges category

- Increase in participation in NIRF 2024:** A total of 3371 institutes applied for the colleges category in 2024, out of which 100 top institutes have been ranked. In 2024 the college category participation saw an increase of ~23 per cent (an increase of 625 institutes from 2,746 in 2023). This is in line with year-on-year increase in participation in the category which saw a similar hike in 2023 (21 per cent).
- University colleges and private aided colleges dominate the ranking:** Hindu College, Delhi has been ranked first followed by Miranda House, Delhi, indicating dominance of public institutions in the ranking. Amongst private institutions, St. Stephen's College, Delhi made it to rank three along with Rama Krishna Mission Vivekananda Centenary College that joined the latter at rank three. St. Xavier's College was ranked sixth<sup>36</sup>.

Public Institutions	Rank	Private Institutions	Rank
Hindu College	1	St. Stephens's College	3
Miranda House	2	Rama Krishna Mission Vivekananda Centenary College	3
Atma Ram Sanatan Dharam College	5	St. Xavier's College	6

- Tamil Nadu, Delhi, and Kerala dominate the top 100:** Tamil Nadu, Delhi, and Kerala continue their dominance with 37, 27, and 16 institutions respectively, accounting for 80 per cent of the top 100 institutions.

### State-wise distribution of top 100 Colleges

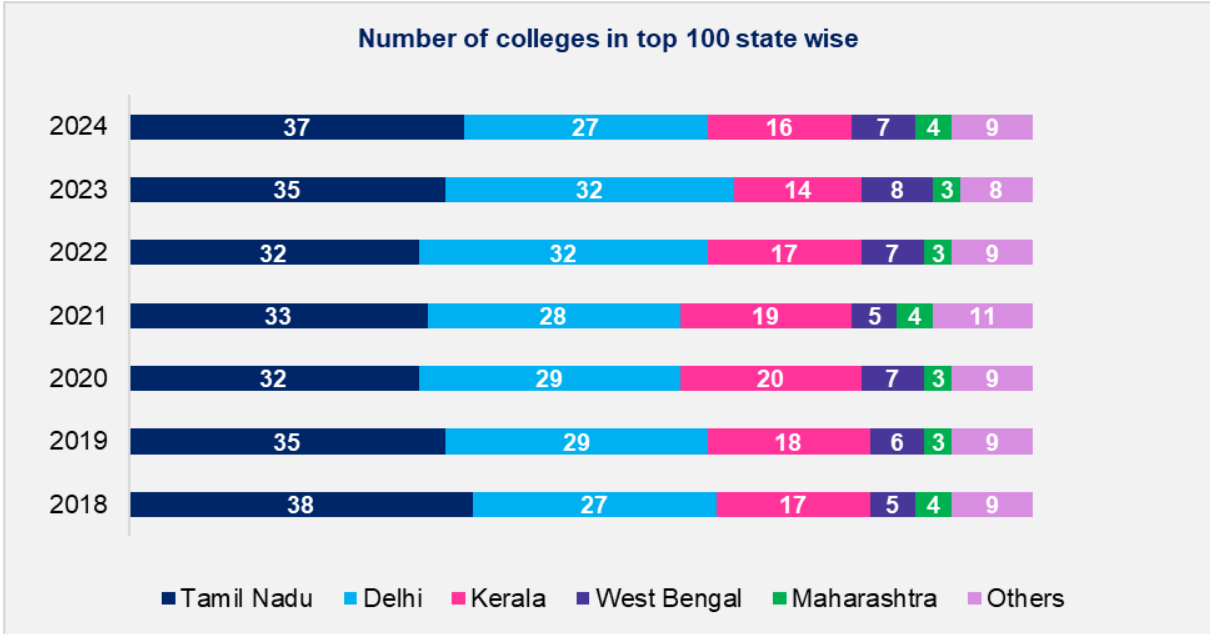


Map indicative only

State	Institutions in Top 100 NIRF <sup>37</sup>	
	2024	2023
Tamil Nadu	37	35
Delhi	27	32
Kerala	16	14
West Bengal	7	8
Karnataka	4	2
Maharashtra	4	3
Chandigarh	2	1
Mizoram	1	1
Pondicherry	1	1
Rajasthan	1	0

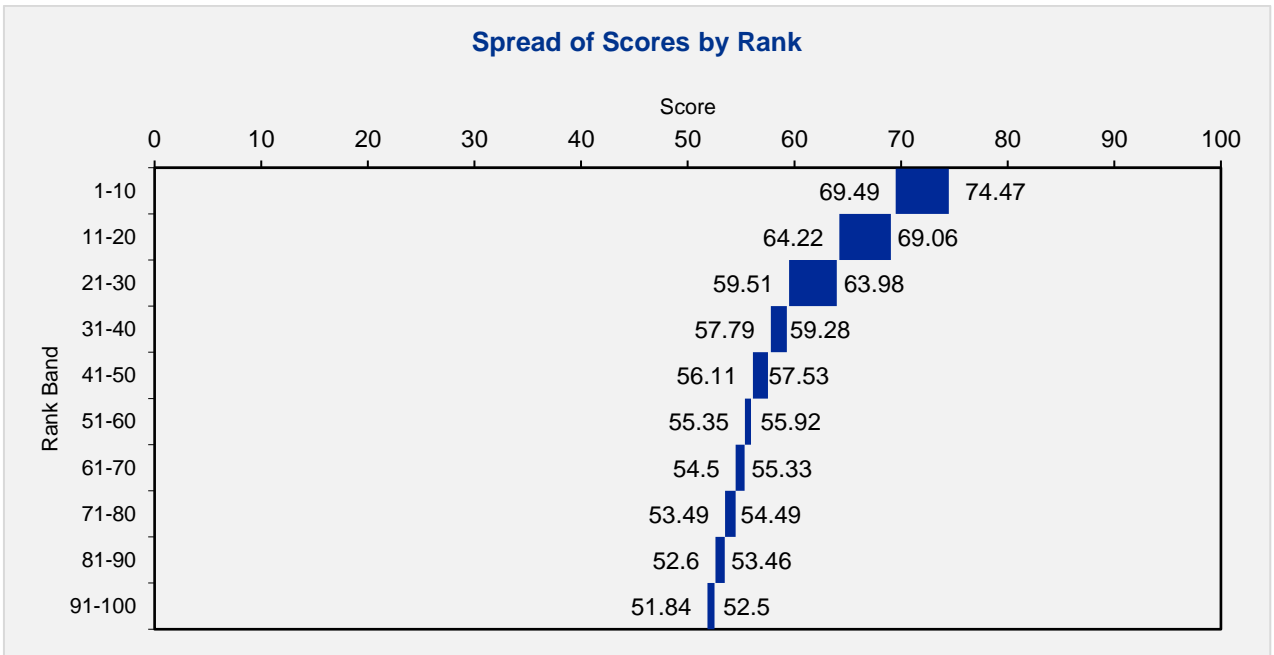
<sup>36</sup> Source: NIRF Rankings 2024, Department of Higher Education, Ministry of Education, Government of India, Aug 2024

<sup>37</sup> Source: NIRF Rankings 2023 and 2024, Department of Higher Education, Ministry of Education, Government of India



38

- Variation in scores:** For ranks 1-10, the variation between minimum and maximum scores is around 4.98 marks. For institutions in the lower rank band 31–100, the difference in scores is between 1.49 to 0.66 and a small deviation in scores would result in a large increase or decrease these rank bands.



39


- A total of 14 new entrants into top 100:** Of the 14 new entrants in the top 100, 12 have made a jump from the 101–150 rank band into the top 100, and two have made the jump from the 151–200 rank band. Details of new entrants are provided in table below<sup>40</sup>:

<sup>38</sup> Source: NIRF Rankings 2018 - 2024, Department of Higher Education, Ministry of Education, Government of India

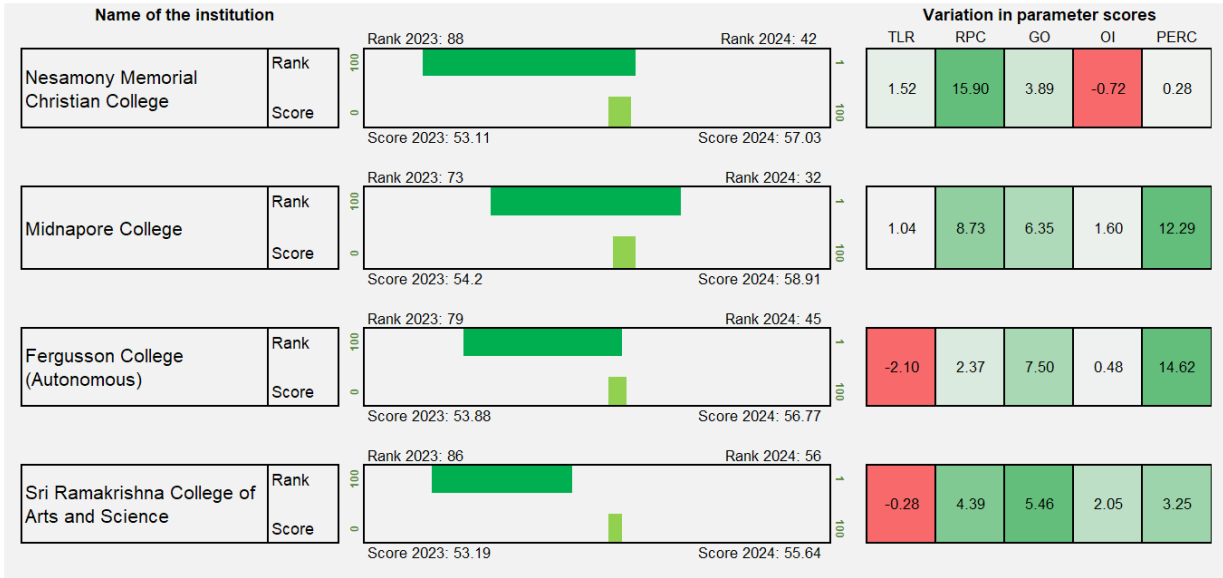
<sup>39</sup> Source: KPMG in India's analysis 2024 based on NIRF India Rankings 2024

<sup>40</sup> Source: NIRF Rankings 2023 and 2024, Department of Higher Education, Ministry of Education, Government of India

Name	Type	State	2024 Rank	2023 Rank
Kristu Jayanti College	Affiliated College	Karnataka	60	101-150
Goswami Ganesh Dutta S.D. College	Affiliated College	Chandigarh	70	101-150
Dr. N. G. P. Arts and Science College	Affiliated College	Tamil Nadu	75	101-150
A.P.C. Mahalaxmi College for Women	Affiliated College	Tamil Nadu	78	101-150
Vimala College, Thrissur	Affiliated College	Kerala	80	101-150
S S Jain Subodh P G College, Jaipur	Affiliated College	Rajasthan	81	101-150
Government Victoria College	Affiliated College	Kerala	84	101-150
St. Joseph's College	Affiliated College	Kerala	85	101-150
M S Ramaiah College of Arts, Science, and Commerce	Affiliated College	Karnataka	87	101-150
St. Xavier's College	Affiliated College	Maharashtra	89	101-150
Government Arts College	Affiliated College	Tamil Nadu	96	101-150
Sadakathullah Appa College	Affiliated College	Tamil Nadu	98	151-200
Shri Shivaji Science College	Affiliated College	Maharashtra	99	151-200
Scott Christian College	Affiliated College	Tamil Nadu	100	101-150



- A total of 31 institutions showed an improvement in rankings:** The institutions that made the biggest jump (from 2023) are shown below along with their growth in parameter scores. Nesamony Memorial Christian College (from 88 to 42), Midnapore College (from 73 to 32), and Fergusson College (from 79 to 45) have seen an increase in ranking for 20 positions or more. The average increase in scores among these three institutes is approximately 3.84 which is primarily driven by improvement in Research and Professional Practice & Collaborative Performance, Graduation Outcome and Perception scores.



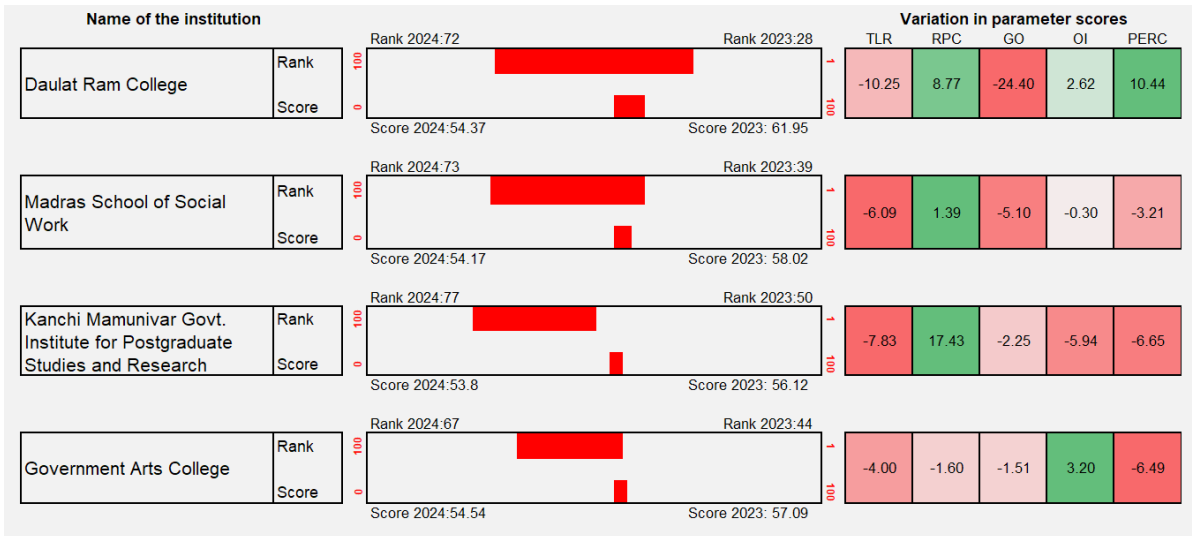
<sup>41</sup>\*The values for the parameters are the differences between the scores in 2024 and 2023.

- A total of 38 institutions have shown a decline in ranks:** The institutions that have dropped the maximum number of ranks in 2024 from 2023 are shown below along with their change in parameter scores. A decrease in scores on parameters like ‘teaching and learning resources’, ‘perception’ and ‘graduation outcomes’ is witnessed uniformly across all these institutions. Institutions such as Daulat Ram College (from 28 to 72), Madras School of Social Work (from 39 to 73) and Kanchi Mamunivar Government Institute of Postgraduate Studies and Research (from 50 to 77) have seen a decline of 25 or more positions. The average decline in scores for these three colleges is approximately 4.58 points, primarily driven by the decrease in scores on Teaching, Learning & Resources, Graduation Outcomes and Perception.

\*The values for the parameters are the differences between the scores in 2024 and 2023.

<sup>41</sup> KPMG in India's analysis 2024 based on NIRF India Rankings 2023 and 2024



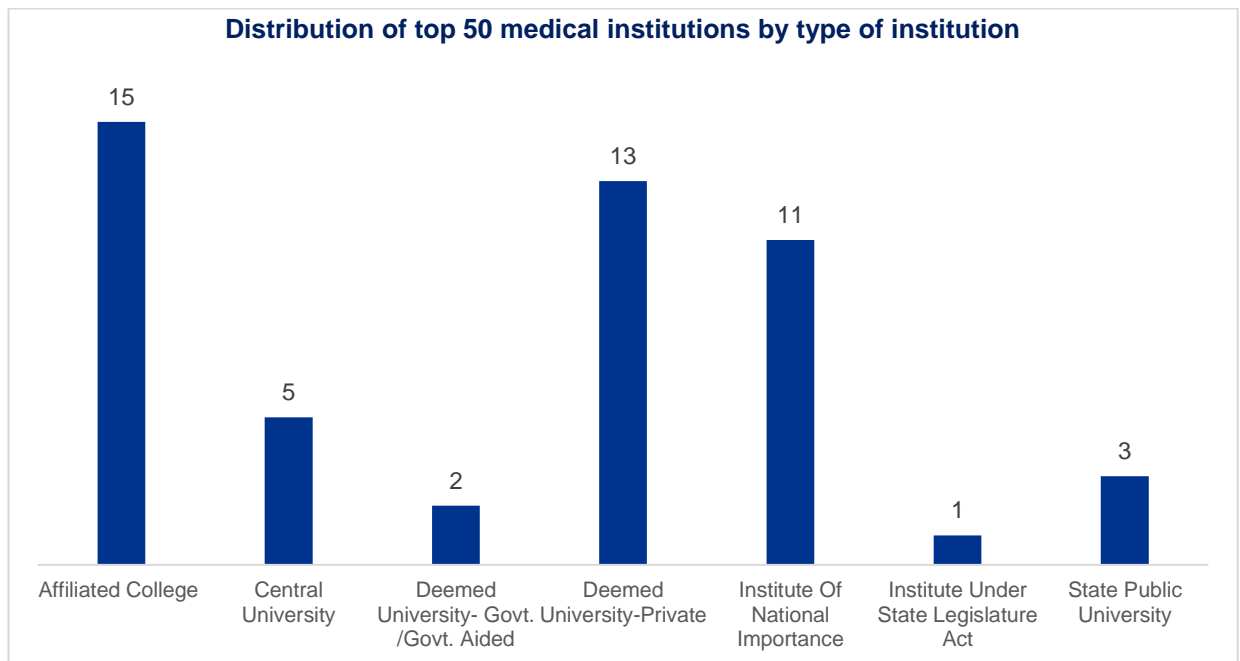


## Highlights of Medical category

- **Increase in participation in NIRF 2024:** Since the introduction of the medical category in 2018, more than 100 medical institutions have been participating in NIRF rankings every year. A total of 182 institutes participated in 2024, out of which the top 50 institutes have been ranked.
- **Top ranked medical institutes across categories:** All India Institute of Medical Sciences, New Delhi has been ranked first for the sixth consecutive year in medical category. Christian Medical College, Vellore, at third rank, continues to be the top ranked private medical institution in the country<sup>42</sup>.

Public institutions	Rank	Private institutions	Rank
All India Institute of Medical Sciences, New Delhi	1	Christian Medical College, Vellore	3
Postgraduate Institute of Medical Education & Research, Chandigarh	2	Amrita Vishwa Vidyapeetham, Coimbatore	8
National Institute of Mental Health and Neurosciences, Bengaluru	4	Kasturba Medical College, Manipal	9

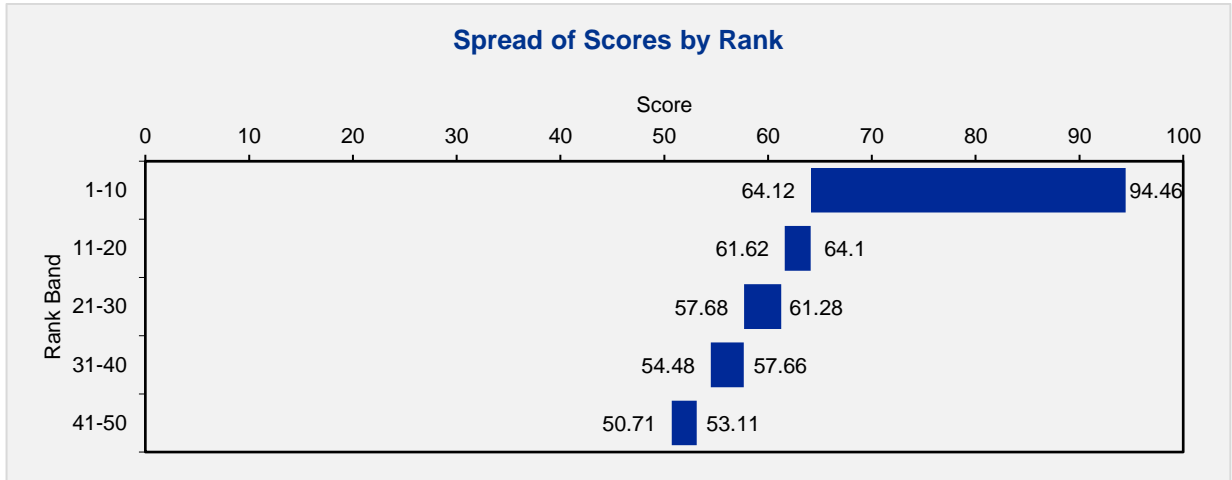
- **Public institutions claim majority in top 50:** Amongst the top 50 institutes, there are 33 public institutes (including institutions of national importance, institute under state legislature act, central university, state public university, public affiliated institute, deemed university-government /government aided and constituent / university college). There are 13 private deemed universities and four private affiliated colleges amongst the top 50 as well<sup>43</sup>.



<sup>42</sup> Source: NIRF Rankings 2024, Department of Higher Education, Ministry of Education, Government of India, Aug 2024

<sup>43</sup> Source: KPMG in India's analysis based on All India Survey on Higher Education (AISHE)

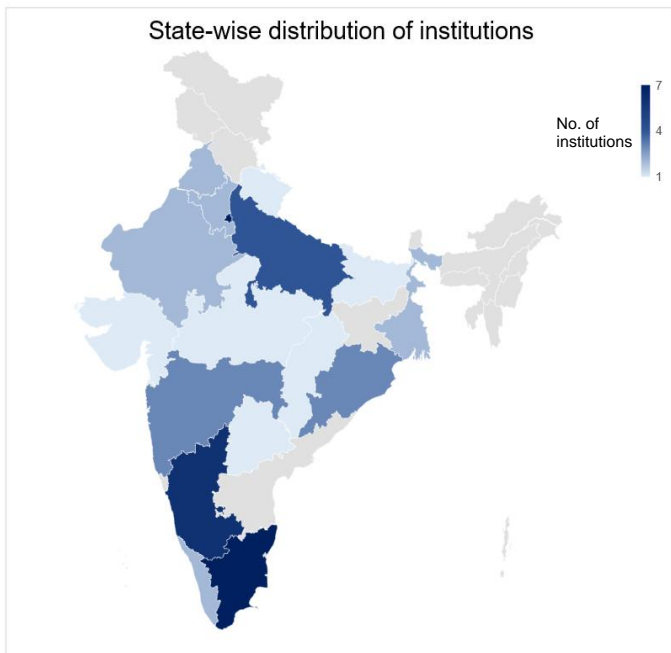
- Variation in scores:** For ranks 1-10, the variation between minimum and maximum scores is around 30.34 marks. For institutions in the rank bands 11-50 variation lies between 2.4 marks to 3.6 marks indicating a small deviation in scores would result in a large increase or decrease in these rank bands.



44

- Tamil Nadu, Delhi and Karnataka dominate top 50:** Tamil Nadu, Delhi and Karnataka continue their dominance in rankings with seven institutions from Tamil Nadu and Delhi, and six institutions from Karnataka. The three account for 40 per cent of the top 50 institutions, which is a decrease by two percentage points from last year.

**State-wise distribution of top 50 medical institutions**



Map Indicative only

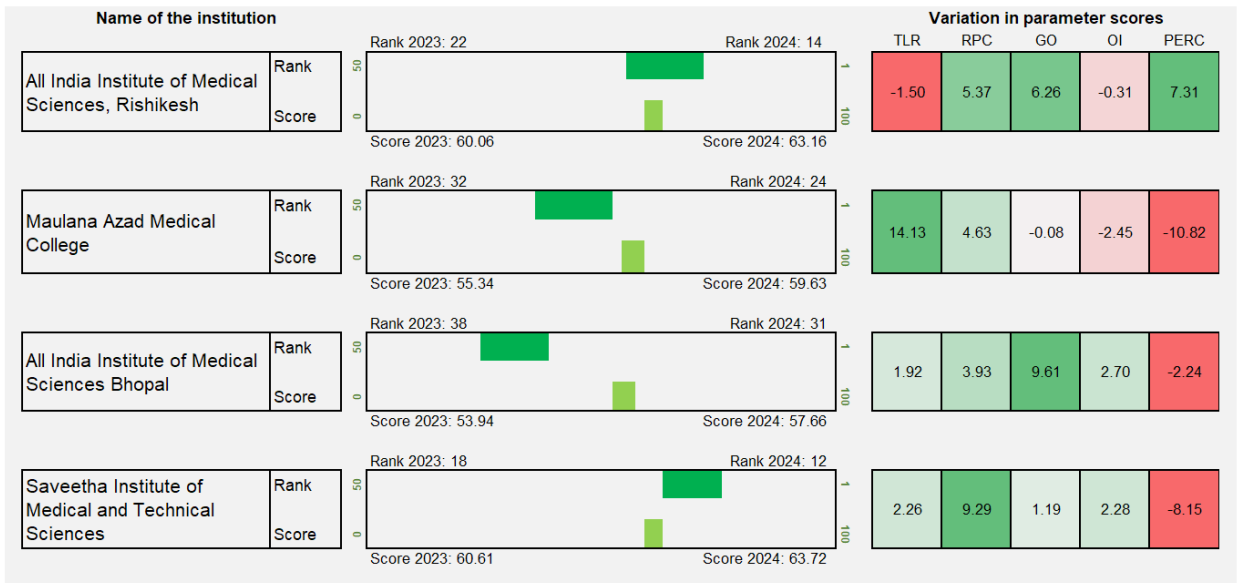
State	Institutions in Top 50 NIRF	
	2024	2023
Delhi	7	7
Tamil Nadu	7	8
Karnataka	6	6
Uttar Pradesh	4	4
Odisha	3	3
Maharashtra	3	2
Rajasthan	2	2
West Bengal	2	2
Kerala	2	2
Pondicherry	2	2
Haryana	2	2
Chandigarh	2	2
Punjab	2	2
Gujarat	1	2
Bihar	1	1
Chhattisgarh	1	1
Uttarakhand	1	1
Telangana	1	0
Madhya Pradesh	1	1

<sup>44</sup> Source: NIRF Rankings 2024, Department of Higher Education, Ministry of Education, Government of India, Aug 2024

- **Two new entrants into top 50:** The top 50 this year has two new entrants (Armed Forces Medical College, Pune and Osmania Medical College, Hyderabad) that have achieved rank 30 and 48, respectively. Details of new entrants are provided further in the table. Both institutions had not participated in NIRF 2023<sup>45</sup>.

Name of the institute	Type	State	2024 rank	2023 rank
Armed Force Medical College	Affiliated College	Maharashtra	30	Not participated
Osmania Medical College	State Public University	Telangana	48	Not participated

- **<sup>46</sup>A total of 22 institutions showed an improvement in rankings:** The institutions which made the biggest jump in ranks (from 2023) are shown below along with their growth in parameter scores. All India Institute of Medical Sciences, Rishikesh (from 22 to 14) has improved its ranking for the second consecutive year. Maulana Azad Medical College (from 32 to 24), All Indian Institute of Medical Sciences, Bhopal (from 38 to 31) and Saveetha Institute of Medical and Technical Sciences (from 18 to 12). An increase in scores has been observed for institutes with the parameter 'RPC' being the major driver. Average score for medical category has seen an increase of 0.76 score points. the RPC parameter in particular has increased by 1.4 points and all top gainers have seen an increase on RPC parameter - much higher than the average score increase.



\*The values for the parameters are the differences between the scores in 2024 and 2023.

<sup>45</sup> Source: NIRF Rankings 2023 and 2024, Department of Higher Education, Ministry of Education, Government of India

<sup>46</sup> KPMG in India's analysis 2024 based on NIRF India Rankings 2023 and 2024



- A total of 19 institutions have shown a decline in ranks:** The institutions which have dropped maximum number of ranks from 2023 are shown below along with their change in parameter scores. A decrease in perception scores is witnessed uniformly across all these institutions. Institutions such as Institute of Liver and Biliary Sciences (from 23 to 34), has seen a drop in rank for the second year, consecutively. St. John's Medical College (from 19 to 28), Jamia Hamdard (from 29 to 37) and King George's Medical College (from 12 to 19) have seen a decline of 7 places or more. All institutions that fell down in the rankings have seen a decrease in RPC and PERC parameters, although average score for PERC parameter has dropped across the category by 3.1 score points.

<sup>47</sup>\*The values for the parameters are the differences between the scores in 2024 and 2023



<sup>47</sup> KPMG in India's analysis 2024 based on NIRF India Rankings 2023 and 2024

Name of the institution		Rank		Score		Variation in parameter scores				
		Rank 2024	Rank 2023	Score 2024	Score 2023	TLR	RPC	GO	OI	PERC
Institute of Liver and Biliary Sciences		34	23	56.89	59.59	-0.70	-1.30	-8.07	-2.25	-2.44
St. John's Medical College		28	19	58.03	60.49	0.00	-3.73	-1.36	2.33	-13.00
Jamia Hamdard		37	29	55.53	56.36	2.32	-0.86	-0.53	-3.23	-8.34
King George's Medical University		19	12	61.95	63.93	-1.29	-3.77	1.05	-3.76	-2.95

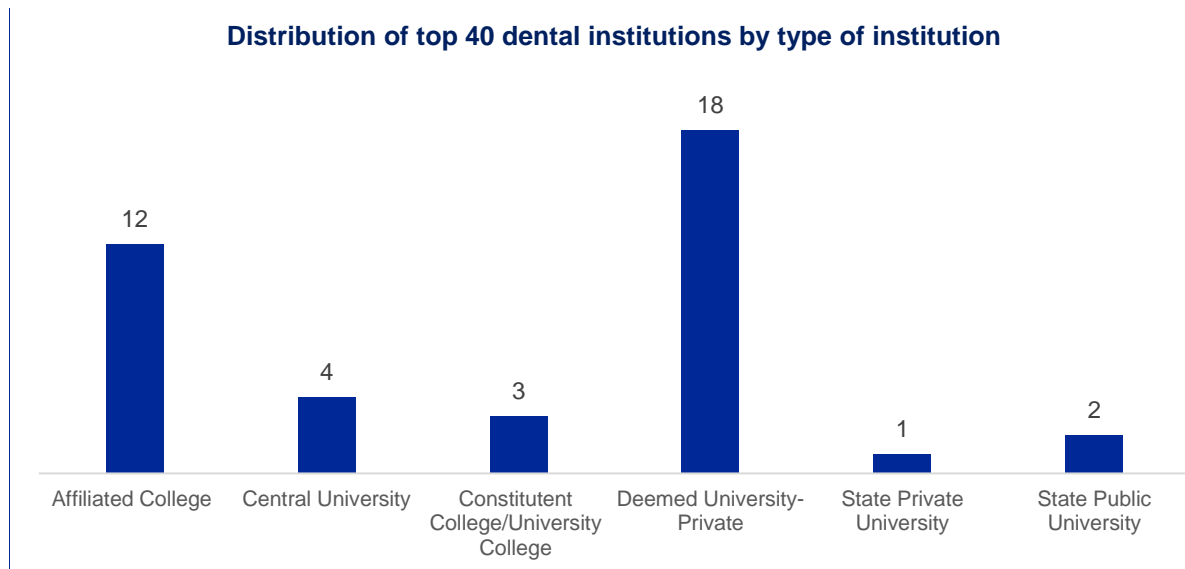


## Highlights of Dental category

- The number of participating institutions has increased-** In the fifth edition of dental category rankings, a total of 184 institutions have participated, and increase of 29 institutions from last year. Out of the 184, 40 institutions have been ranked. The top three institutions in dental category include a Central University at third rank and first two ranks are occupied by private institutions. The top ranked public and private institutions in the dental category are as follows<sup>48</sup>:

Public Institutions	Rank	Private Institutions	Rank
Maulana Azad Institute of Dental Sciences, Delhi	3	Saveetha Institute of Medical and Technical Sciences, Chennai	1
King George`s Medical University	4	Manipal Academy of Dental Sciences, Manipal	2
Jamia Millia Islamia	8	Dr. D. Y. Patil Vidyapeeth, Pune	5

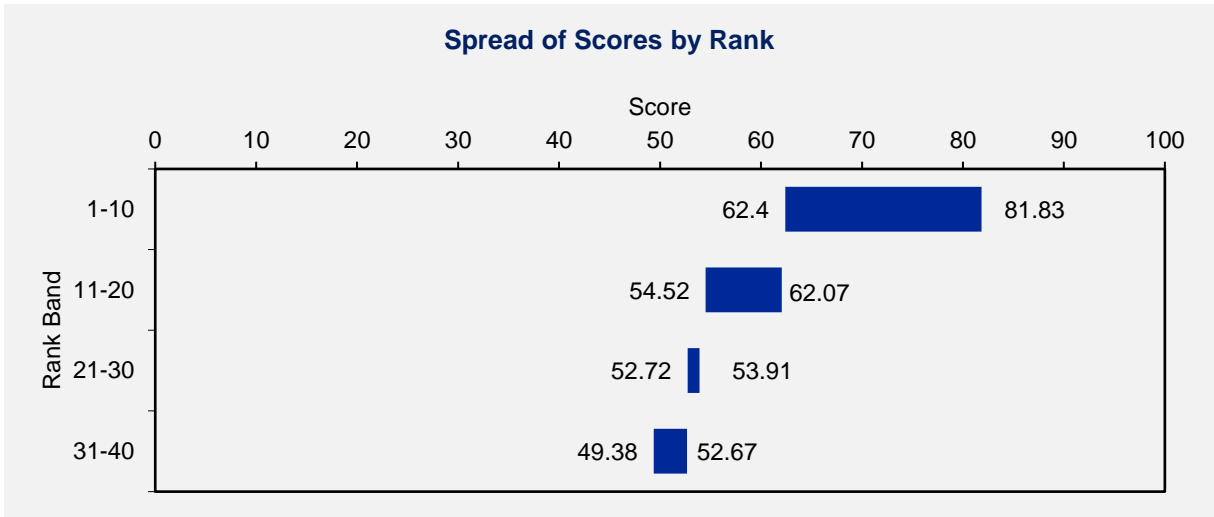
- Private institutions dominate the dental rankings:** In contrast to other categories, majority of the institutions ranked in dental category are private institutions (65 per cent), which is similar to last year's trend. These institutes are predominantly private deemed universities. Only 14 out of the top 40 ranked institutions are public/government funded institutions, which is same as last year. The distribution is as below<sup>49</sup>:



- Variation in scores:** For the top ten ranks, the variation between minimum and maximum scores is around 19.43 marks. For institutions in the band 11–20, the variation is 7.65 score points. It is interesting to note, that the variation is lesser for rank band 21-30 than rank band 1-20, hence, a small deviation in scores would result in a large increase or decrease in ranking in the former band.

<sup>48</sup> Source: NIRF Rankings 2024, Department of Higher Education, Ministry of Education, Government of India, Aug 2024

<sup>49</sup> Source: KPMG in India's analysis based on All India Survey on Higher Education (AISHE)

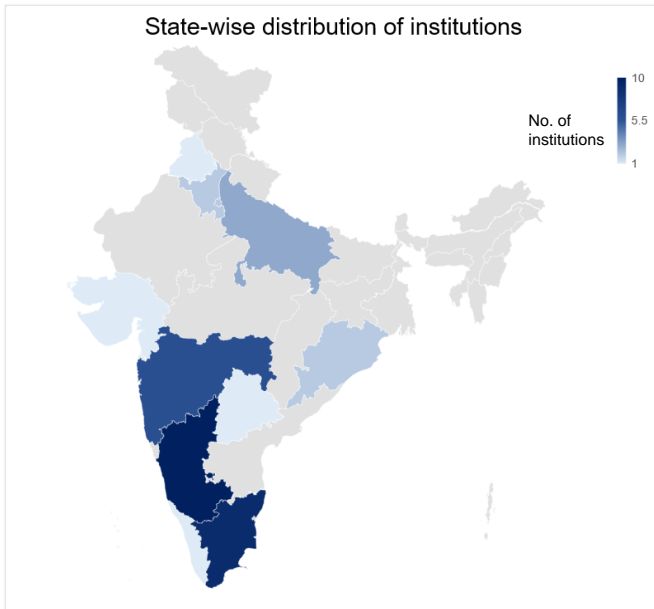


50

### State-wise distribution of Ranked Dental Institutions

- Karnataka, Tamil Nadu, and Maharashtra host the maximum number of top ranked dental institutes in the country.** The three states, in total, account for 62.5 per cent of the top 40 dental institutions and have been dominating through the last five editions of dental category rankings.

Interestingly, most of the ranked institutes in Tamil Nadu and a majority in Karnataka and Maharashtra are private institutes or constituent colleges of private universities, whereas in states and UTs like UP and Delhi, all ranked institutions are public institutions or colleges affiliated to public institutions. This trend is in line with overall university rankings where ranked universities in northern states of India are largely public universities whereas in other regions, private universities take equal or more spots amongst top ranked institutes.



State	Institutions in Top 40 NIRF <sup>51</sup>	
	2024	2023
Karnataka	10	10
Tamil Nadu	9	7
Maharashtra	6	7
Uttar Pradesh	3	3
Haryana	2	1
Delhi	2	2
Odisha	2	2
Gujarat	1	2
Kerala	1	1
Telangana	1	1
Chandigarh	1	1
Punjab	1	1
Pondicherry	1	0

Map indicative only

<sup>50</sup> Source: NIRF Rankings 2024, Department of Higher Education, Ministry of Education, Government of India, Aug 2024

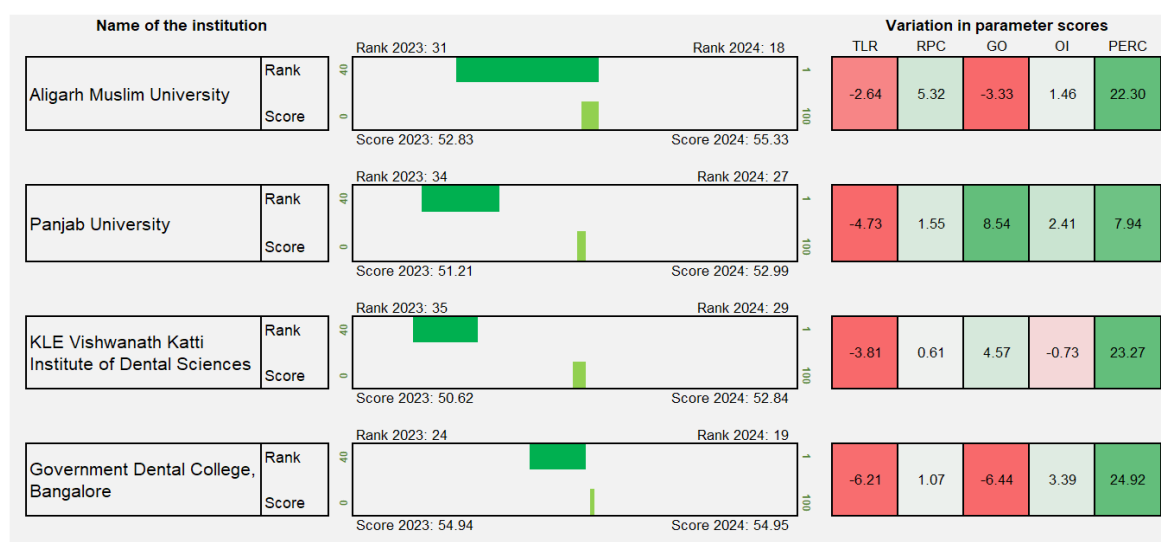
<sup>51</sup> Source: NIRF Rankings 2023 and 2024, Department of Higher Education, Ministry of Education, Government of India



- **A total of five new entrants into top 40:** There are three institutions that participated but failed to secure a rank in 2023 but have now achieved a rank in top 40 this year. Two institutions which did not participate last year have managed to break into top 40 ranks in their first year of participation. Details of new entrants are provided in table below<sup>52</sup>:

Name of the institute	Type	City	State	2024 rank	2023 rank
King George's Medical University	State Public University	Lucknow	Uttar Pradesh	4	Did not participate
SRM Kattankulathur Dental College	Constituent College/ University College	Chennai	Tamil Nadu	32	Participated but Not Ranked in top 40
Mahatma Gandhi P.G. Institute of Dental Sciences	Central University	Pondicherry	Pondicherry	35	Did not participate
Manav Rachna International Institute of Research and Studies	Deemed University-Private	Faridabad	Haryana	38	Participated but Not Ranked in top 40
Adhiparasakthi Dental College and Hospital, Kancheepuram	Affiliated College	Melmaruvathur	Tamil Nadu	39	Participated but Not Ranked in top 40

- **A total of 13 institutions showed an improvement in rankings:** Amongst the top gainers, Aligarh Muslim University has jumped 13 ranks (from 31 to 18), Panjab university (from 34 to 27), KLE Vishwanath Katti Institute of Dental Sciences (from 35 to 29), Government Dental College, Bangalore (from 24 to 19). All these top gainers institutes have seen an increase in scores on PERC parameter and a consistent decrease in TLR scores across institutes. The variation of scores in parameters and sub parameters level for the top gainers are shown below:




<sup>53</sup>\*The values for the parameters (on the right) are the differences between the scores obtained in NIRF 2024 and 2023.

<sup>52</sup> Source: NIRF Rankings 2023 and 2024, Department of Higher Education, Ministry of Education, Government of India

<sup>53</sup> KPMG in India's analysis 2024 based on NIRF India Rankings 2023 and 2024

- 54A total of 17 institutions have shown a decline in ranks:** The institutions that saw the maximum decline in ranks compared to 2023 are shown below along with their change in parameter scores. Government Dental College, Ahmedabad (from 1 to 34), Postgraduate Institute of Dental Sciences (from 13 to 23), Nair Hospital Dental College (from 19 to 28), SDM College of Dental Sciences and Hospital (from 22 to 31). Dental category overall saw an increase of 0.14 score points, the institutes with maximum rank drop, have lost between 5.88 and 2.62 score points. However, it is interesting to note that Postgraduate Institute of Dental Sciences dropped by 10 rank places by losing 5.88 score points and Government Dental College, Ahmedabad dropped by 13 places with a decrease of 4.02 score points, indicating increased competition in the lower rank bands.



\* The values for the parameters (on the right) are the differences between the scores obtained in NIRF 2024 and 2023.



<sup>54</sup> KPMG in India's analysis 2024 based on NIRF India Rankings 2023 and 2024

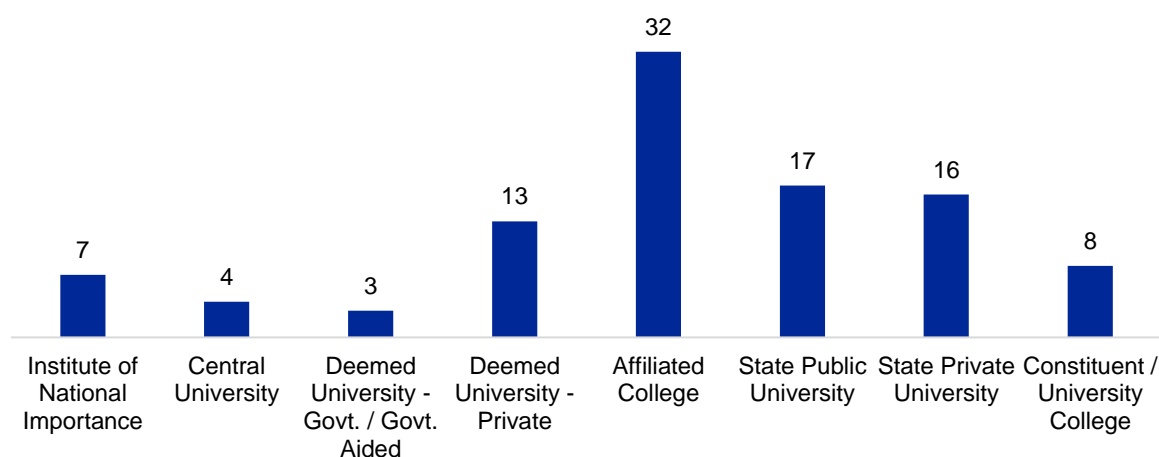
## Highlights of Pharmacy category

- **Increase in participation in NIRF 2024:** Pharmacy has been part of the rankings since the first edition of NIRF rankings released in 2016. During this period, the number of participating institutes has increased by around 48 per cent. Number of participating institutions in 2024 increased to 467 from 435 in NIRF 2023 ranking. Out of these 467, 80 are new participants. Interestingly, 53 institutions that participated last year in the rankings, did not participate this year.
- **Top ranked pharmacy institutes across categories:** Jamia Hamdard has topped the category. They have been on top three since the first edition of NIRF ranking and have topped the category for the sixth time. Birla Institute of Technology and Science, Pilani, at rank three is the top private institution in the category. The top two private institutions from NIRF rankings 2023 continue to retain their spots in NIRF 2024, while JSS College of Pharmacy, Mysore jumped from rank seven (2023) to rank six (2024)<sup>55</sup>.

Public Institutions	Rank	Private Institutions	Rank
Jamia Hamdard	1	Birla Institute of Technology and Science, Pilani	3
National Institute of Pharmaceutical Education and Research Hyderabad	2	JSS College of Pharmacy, Ooty	4
Institute of Chemical Technology	5	JSS College of Pharmacy, Mysore	6

- **State public universities claim majority in top 100:** Institutes of national importance occupy five positions out of the top 20 ranked institutes, while private deemed universities occupy four positions in the top 20. Amongst the top 100 institutes, there are 32 affiliated colleges, 17 state public universities and 16 state private universities<sup>56</sup>.

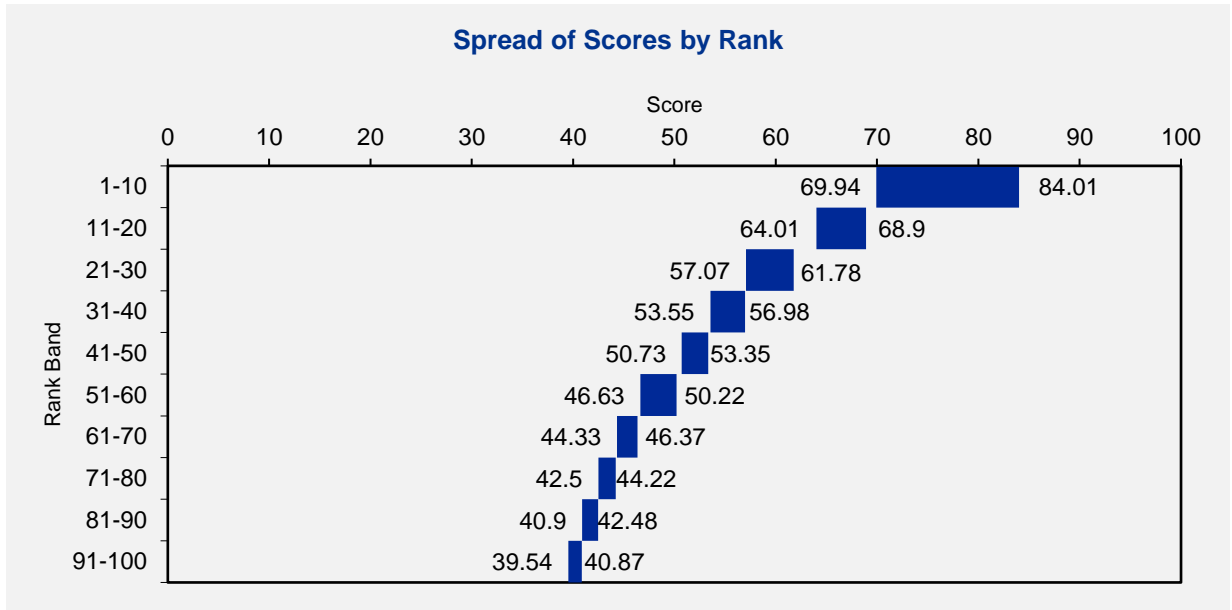
### Distribution of top 100 pharmacy institutions by type of institution



- **Variation in scores:** Within 1- 10 ranks, the variation between minimum and maximum scores is around 14.07 marks; variation decreases in ranks beyond 10. For instance, the institutions in the rank band 91-100 are separated by only ~1.33 score points. This indicates that for lower ranks, a small variation in the score would result in significant change in the ranking. The graph below shows the spread of scores by rank band:

<sup>55</sup> Source: NIRF Rankings 2024, Department of Higher Education, Ministry of Education, Government of India, Aug 2024

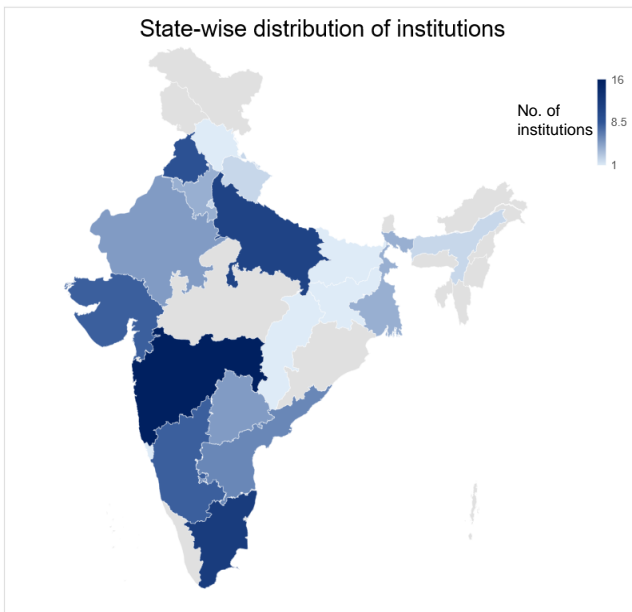
<sup>56</sup> Source: KPMG in India's analysis based on All India Survey on Higher Education (AISHE)



57

- Maharashtra, Tamil Nadu, and Uttar Pradesh dominate top 100:** Maharashtra continues to dominate in pharmacy rankings, with 16 institutions from the state featuring in top 100 (same as last year). Tamil Nadu takes the second spot over Uttar Pradesh with 12 and 11 institutes, respectively, in top 100.

### State-wise distribution of top 100 pharmacy institutions



Map Indicative only

State	Institutions in Top 100 NIRF <sup>58</sup>	
	2024	2023
Maharashtra	16	16
Tamil Nadu	12	10
Uttar Pradesh	11	11
Punjab	9	10
Gujarat	8	7
Karnataka	8	7
Andhra Pradesh	6	9
Telangana	5	5
Rajasthan	5	5
Haryana	4	4
West Bengal	4	4
Uttarakhand	2	1
Assam	2	2
Delhi	2	2
Chhattisgarh	1	1
Goa	1	1
Bihar	1	1
Chandigarh	1	1
Himachal Pradesh	1	1
Jharkhand	1	1

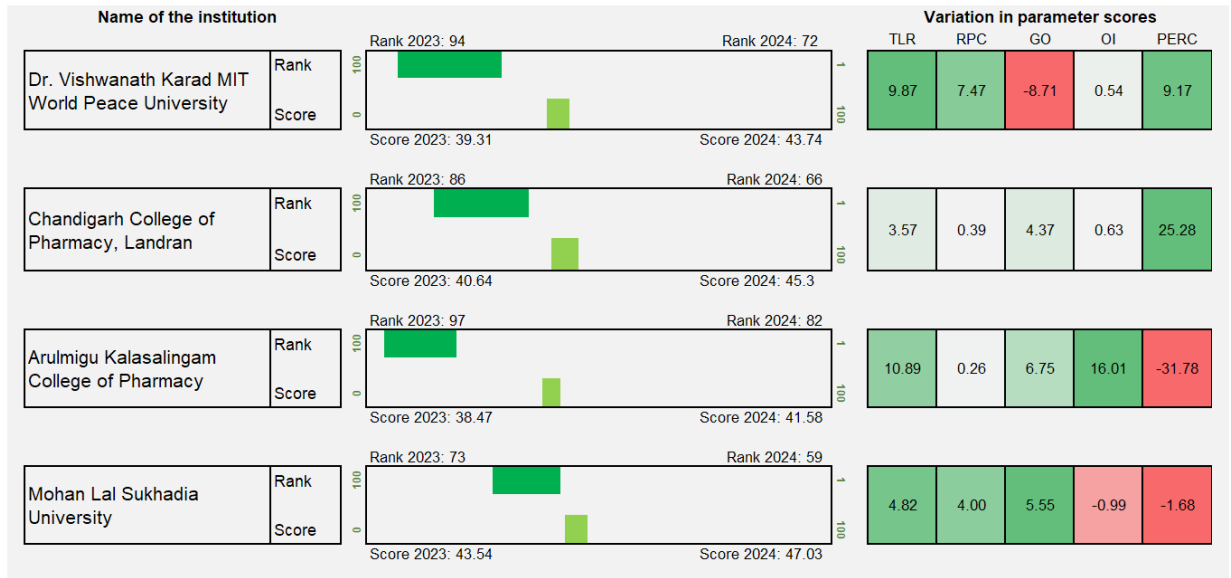
<sup>57</sup> Source: NIRF Rankings 2024, Department of Higher Education, Ministry of Education, Government of India, Aug 2024

<sup>58</sup> Source: KPMG in India's analysis 2024 based on NIRF India Rankings 2023 and 2024

- **A total of eight new entrants into top 100-** Out of these, four of them are new applicants. Amongst the overall eight new entrants, only one made it in top 75. Details of new entrants are provided in table below<sup>59</sup>:

Name	Type	State	2024 rank	2023 rank
Krishna Vishwa Vidyapeeth	Deemed University-Private	Maharashtra	67	Not participated
DIT University	State Private University	Uttarakhand	81	Not participated
B. S. Abdur Rahman Crescent Institute of Science & Technology	Deemed University-Private	Tamil Nadu	84	Not participated
Vinayaka Mission's Research Foundation	Deemed University-Private	Tamil Nadu	89	Not Ranked
Ramanbhai Patel College of Pharmacy	State Private University	Gujarat	90	Not Ranked
Uka Tarsadia University, Bardoli	State Private University	Gujarat	91	Not participated
P. E. Society's Modern College of Pharmacy	State Public University	Maharashtra	96	Not Ranked
Krupanidhi College of Pharmacy	State Public University	Karnataka	98	Not Ranked

- **A total of 39 institutions showed an improvement in rankings:** The institutions which made the highest climb in rankings (from 2023) are shown below along with their growth in parameter scores. Dr. Vishwanath Karad MIT World Peace University (from 94 to 72), and Chandigarh College of Pharmacy, Landran (from 86 to 66) have seen an increase in ranking of 20 or more positions.

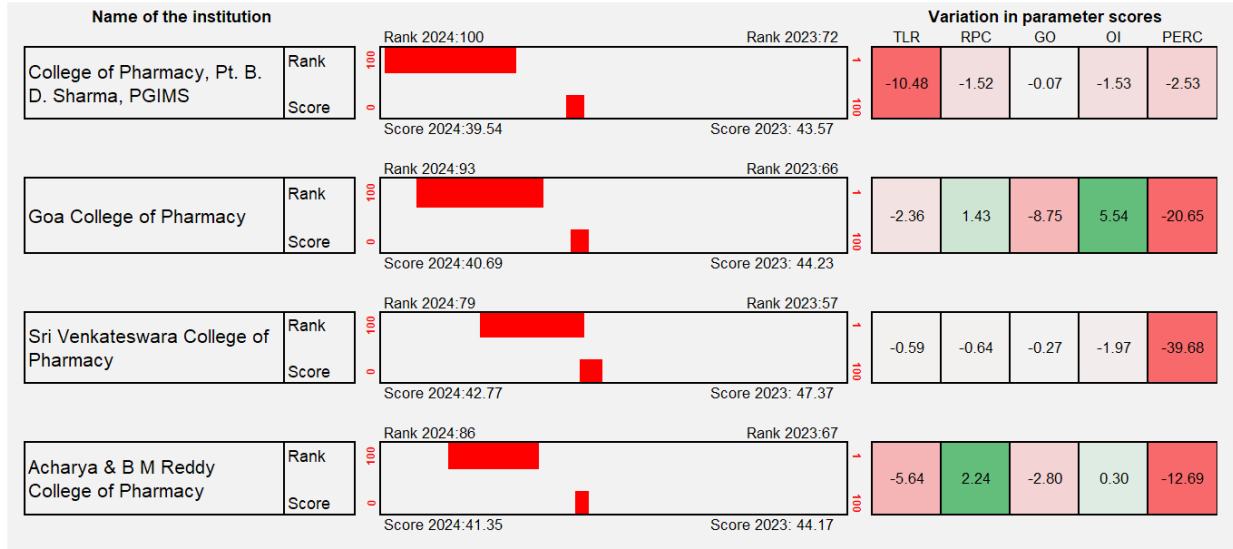


\*The values for the parameters are the differences between the scores in 2024 and 2023.


<sup>59</sup> Source: KPMG in India's analysis 2024 based on NIRF India Rankings 2023 and 2024



- 60A total of 42 institutions have shown a decline in ranks:** The institutions which have dropped maximum number of ranks from 2023 are shown below along with their change in parameter scores. A decrease in perception scores is witnessed across three of the four institutions shown below. Institutions such as College of Pharmacy, Pt. B. D. Sharma, PGIMS (from 72 to 100), Goa College of Pharmacy (from 66 to 93), and Sri Venkateswara College of Pharmacy (from 57 to 79) have seen a decline of 20 or more positions.



\*The values for the parameters are the differences between the scores in 2024 and 2023.



<sup>60</sup> Source: KPMG in India's analysis 2024 based on NIRF India Rankings 2023 and 2024

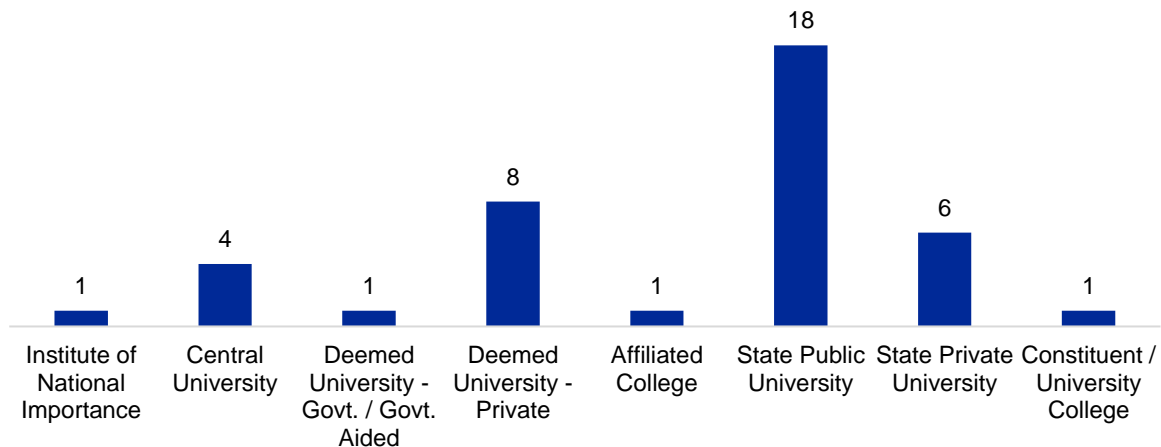
## Highlights of Law category

- **The number of ranked institutions as well as the number of participating institutes in the Law category rankings have been increasing** since its inception as a category in 2018. The number of ranked institutions has increased from 10 in 2018 to 40 in 2024. Similarly, the number of participating institutions has increased from 71 in 2018 to 195 in 2024. This year the number of participating institutions has increased to 195 from 162 (in 2023). Also, the number of ranked institutes has increased to 40 (from 30 in 2023).
- **State public universities dominate the rankings:** Like the previous year, National Law School of India University (NLSIU), Bengaluru, National Law University (NLU), Delhi, and NALSAR University of Law, Hyderabad continue to occupy the top three spots. While Symbiosis Law School and Siksha `O` Anusandhan, continue to occupy the top two spots in private category. Kalinga Institute of Industrial Technology has entered the top three band in private category. The rankings are dominated by state public universities (18) followed by private deemed to be universities (eight). This year's top three ranked public and private institutions are<sup>61</sup>:

Public/government Institutions	Rank	Private institutions	Rank
National Law School of India University, Bangalore	1	Symbiosis Law School	5
National Law University, Delhi	2	Siksha `O` Anusandhan	9
NALSAR University of Law, Hyderabad	3	Kalinga Institute of Industrial Technology	11

- **State public universities dominate the rankings:** The rankings continue to be dominated by state public universities (18 in top 40) like the trend seen in previous editions of NIRF rankings. This is an increase of 50 per cent from last year's total (12 in NIRF 2023)<sup>62</sup>.

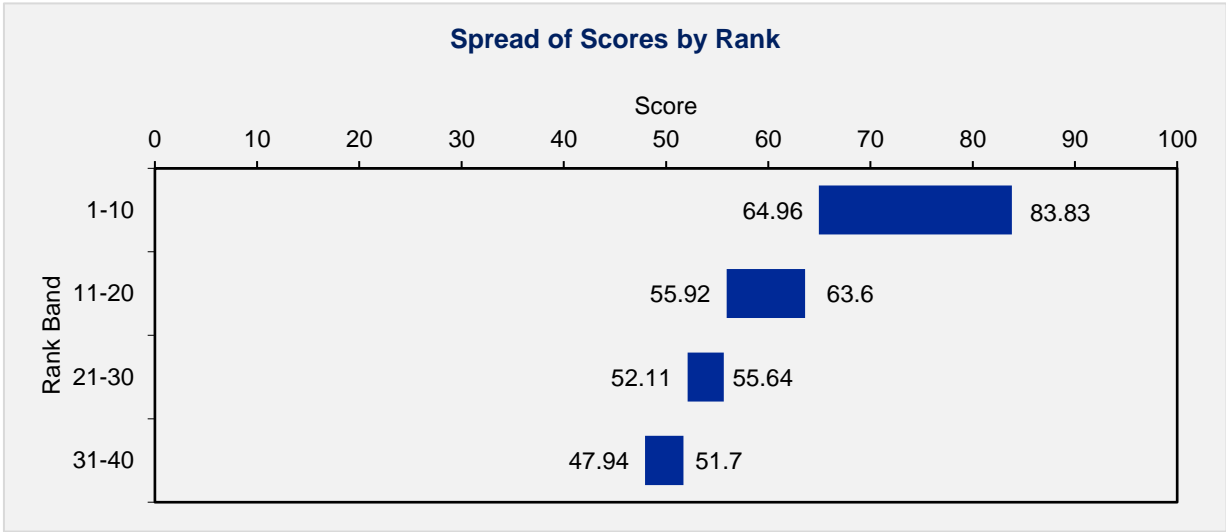
### Distribution of top 40 law institutions by type of institution



<sup>61</sup> Source: NIRF Rankings 2024, Department of Higher Education, Ministry of Education, Government of India, Aug 2024

<sup>62</sup> Source: KPMG in India's analysis based on All India Survey on Higher Education (AISHE)

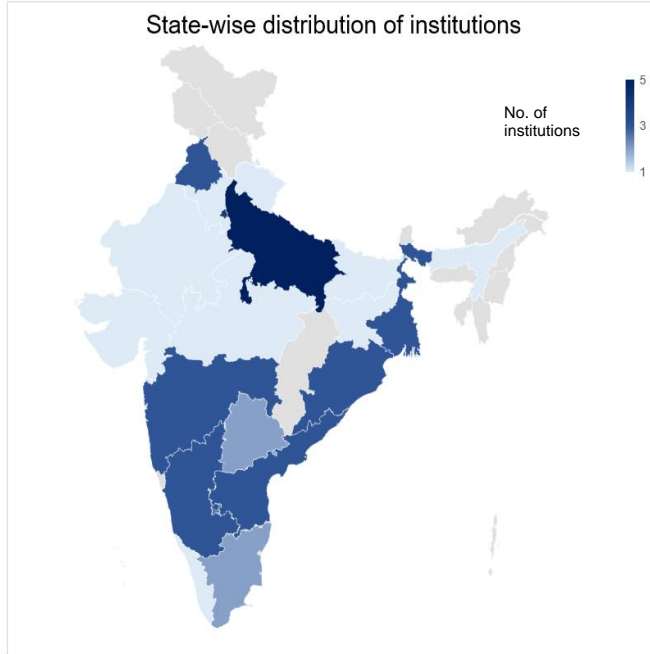
**63Variation in scores by rank band:** For institutions in the rank band 21–40, a small shift in score would result in a large shift of their ranking due to small deviations in scores in these rank bands. The difference in the top rank band of 1-10 is 18.87 score points, while the difference between the rank bands between 21-40 is only 4.71 score points.



<sup>63</sup> Source: NIRF Rankings 2024, Department of Higher Education, Ministry of Education, Government of India, Aug 2024

**Top three states remain unchanged:** Uttar Pradesh continues to dominate law rankings with five institutions this year (four in 2023) followed by Delhi with four. 19 out of the 36 states and UTs have been represented in the Law category rankings this year.

#### State-wise distribution of top 100 Law institutions



Map indicative only

State	Institutions in Top 40 Ranks	
	2024	2023
Uttar Pradesh	5	4
Delhi	4	4
West Bengal	3	2
Andhra Pradesh	3	-
Punjab	3	3
Karnataka	3	3
Maharashtra	3	1
Odisha	3	3
Tamil Nadu	2	2
Telangana	2	1
Madhya Pradesh	1	1
Uttarakhand	1	-
Jharkhand	1	-
Rajasthan	1	1
Kerala	1	-
Haryana	1	1
Bihar	1	-
Gujarat	1	2
Assam	1	1

**The number of ranked institutions has increased from 30 in 2023 to 40 in 2024:** Considering this change, there are 11 new entrants into top 40. Three out of the 11 new entrants had not participated in the previous year<sup>64</sup>.

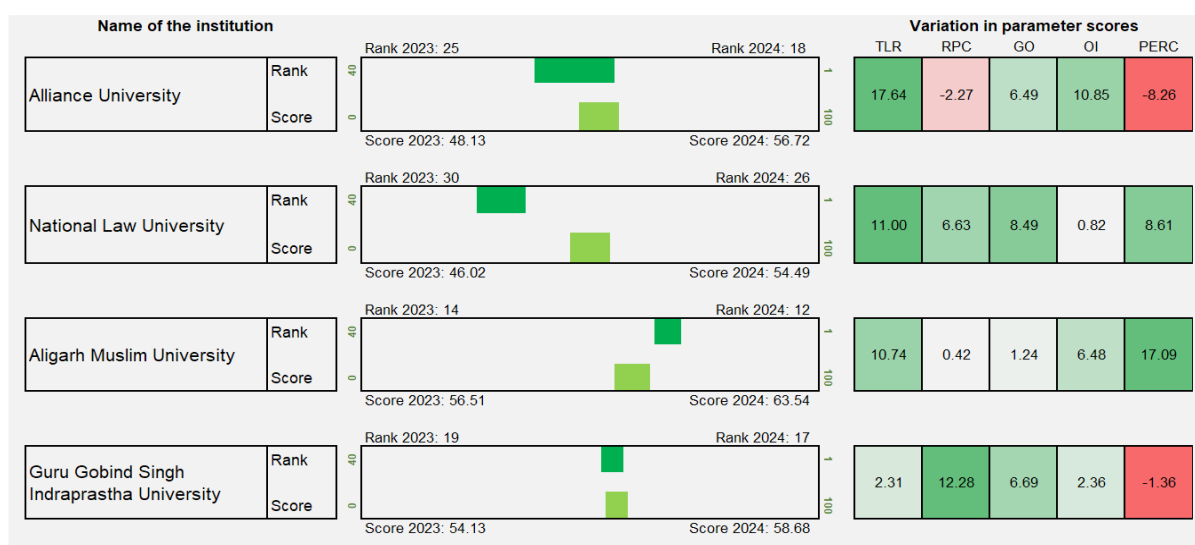
Name	Type	State	2024 rank	2023 rank
Dr. B. R. Ambedkar College of Law	Constituent / University College	Andhra Pradesh	16	Not Ranked
University of Lucknow	State Public University	Uttar Pradesh	23	Not participated
UPES	State Private University	Uttarakhand	28	Not participated
Maharashtra National Law University Mumbai	State Public University	Maharashtra	31	Not participated
Chanakya National Law University	State Public University	Bihar	31	Not Ranked

<sup>64</sup> Source: NIRF Rankings 2023 and 2024, Department of Higher Education, Ministry of Education, Government of India



Maharashtra National Law University, Nagpur	State Public University	Maharashtra	34	Not Ranked
ICFAI Foundation for Higher Education, Hyderabad	Deemed University - Private	Telangana	36	Not Ranked
Gandhi Institute of Technology and Management	Deemed University - Private	Andhra Pradesh	37	Not Ranked
National University of Advanced Legal Studies (NUALS)	State Public University	Kerala	38	Not Ranked
Damodaram Sanjivayya National Law University	State Public University	Andhra Pradesh	39	Not Ranked
Amity University	State Private University	West Bengal	39	Not Ranked

**A total of 11 institutions have shown an improvement in rankings:** The top four climbers within the top 40 have been depicted below. All these institutions have improved their performance in TLR, GO and OI parameters. The improvement in score of Alliance University is majorly due to the improvement in TLR and OI scores, National Law University has improved significantly in TLR, RPC, GO and PERC scores, improvement in TLR, OI and RPC scores of Aligarh Muslim University played a major role in its rank improvement, while improvement in RPC and GO scores of Guru Gobind Singh Indraprastha University can be credited for overall improvement in its rank.

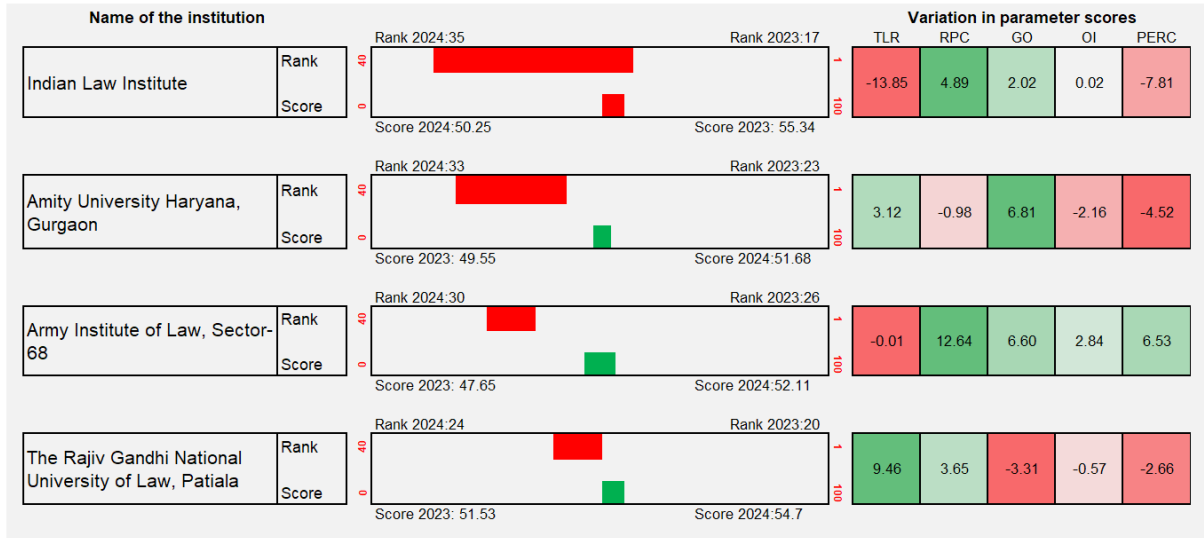


<sup>65</sup>Note: The values for the parameters are the differences between the scores in 2024 and 2023


**A total of 12 institutions have dropped in rankings this year:** The institutions which have dropped maximum number of ranks from 2023 are shown below along with their change in parameter scores. It is important to note that three out of four of these institutions have improved their score by an average of 3.32 score points from the previous year yet experienced a significant drop in ranking. This is driven by high competitiveness this year and the marginal difference in scores amongst ranked institutes in the 20-40 rank bands.

<sup>65</sup> Source: KPMG in India's analysis 2024 based on NIRF India Rankings 2023 and 2024





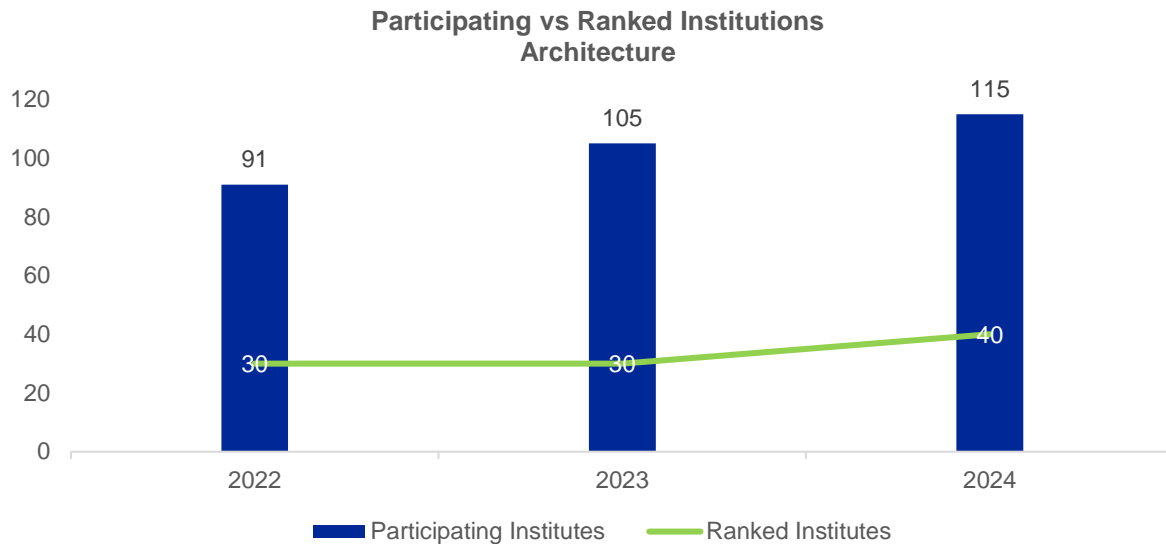
<sup>66</sup>Note: The values for the parameters are the differences between the scores in 2024 and 2023



<sup>66</sup> Source: KPMG in India's analysis 2024 based on NIRF India Rankings 2023 and 2024

## Highlights of Architecture and Planning category

- **<sup>67</sup>Total number of participating institutions:** Since the introduction of architecture as a category in 2018, the number of participating institutions has seen a steady rise. The category started with 59 institutions participating in 2018, which has grown to 115 institutions in 2024.
- 115 institutions have applied in 2024 out of which top 40 institutions have been ranked. In 2023, the top 30 institutions were ranked out of the 105 participating institutions.



- **IIT Roorkee, IIT Kharagpur and NIT Calicut continue their dominance at the top occupying the first three positions in that order.** IIT Kharagpur has surpassed NIT Calicut, moving from third place last year to second this year.
- While nine of the top 10 institutions from the 2023 rankings retained their positions in the 2024 rankings, four of these nine experienced a decline in their rank, despite remaining within the top 10.
- **Top ranked architecture institutes across categories:** Indian Institute of Technology, Roorkee has been ranked overall first as well as the top ranked public architecture Institute. Centre for Environmental Planning and Technology University, Ahmedabad, at sixth rank, continues to be the top ranked private architecture institution in the country<sup>68</sup>.

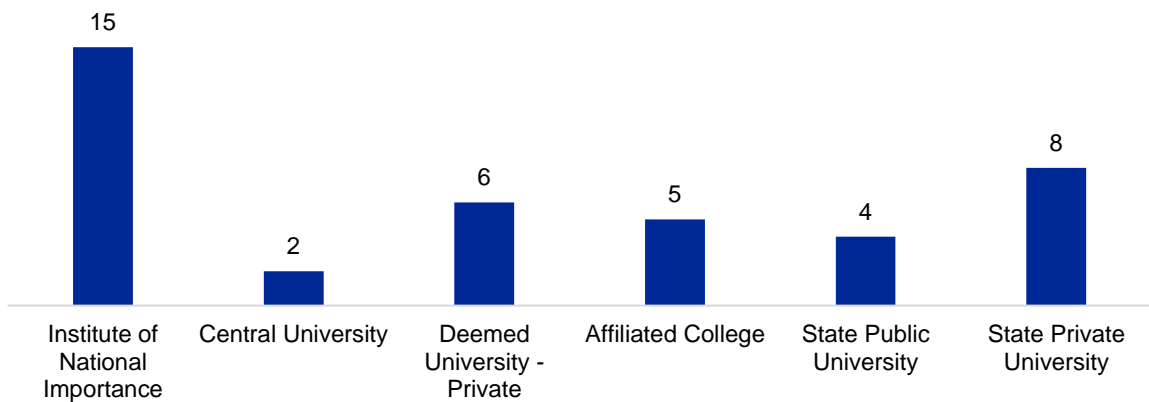
<sup>67</sup> Source: NIRF Rankings 2022 - 2024, Department of Higher Education, Ministry of Education, Government of India

<sup>68</sup> Source: NIRF Rankings 2024, Department of Higher Education, Ministry of Education, Government of India, Aug 2024

Public Institutions	Rank	Private Institutions	Rank
Indian Institute of Technology, Roorkee	1	Centre for Environmental Planning and Technology University, Ahmedabad	6
Indian Institute of Technology, Kharagpur	2	S.R.M. Institute of Science and Technology, Chennai	11
National Institute of Technology, Calicut	3	Chandigarh University, Mohali	13

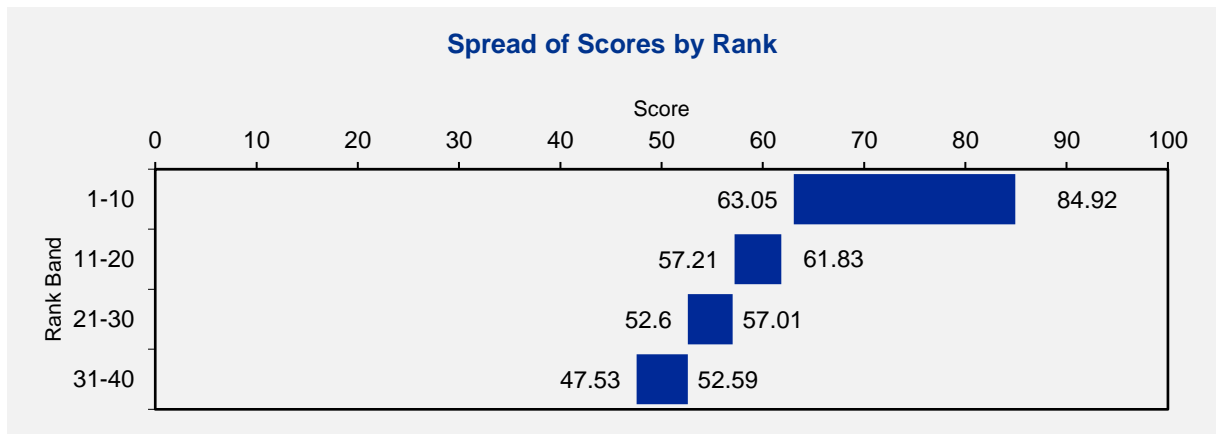
- Public institutions claim majority in top 40:** Of the top 40 architecture institutes, 21 are public institutions (including Institutions of National Importance, central universities, and state public universities). Additionally, six are private deemed universities and eight are state private universities.

**Distribution of top 40 architecture institutions by type of institution**



69

- Variation in scores:** For the top 10 ranks, the variation between minimum and maximum scores is around 21.87 marks. For institutions in the lower rank band of 11-40 a small shift in score would result in a significant increase or decrease of their ranking due to small deviations in scores.



70

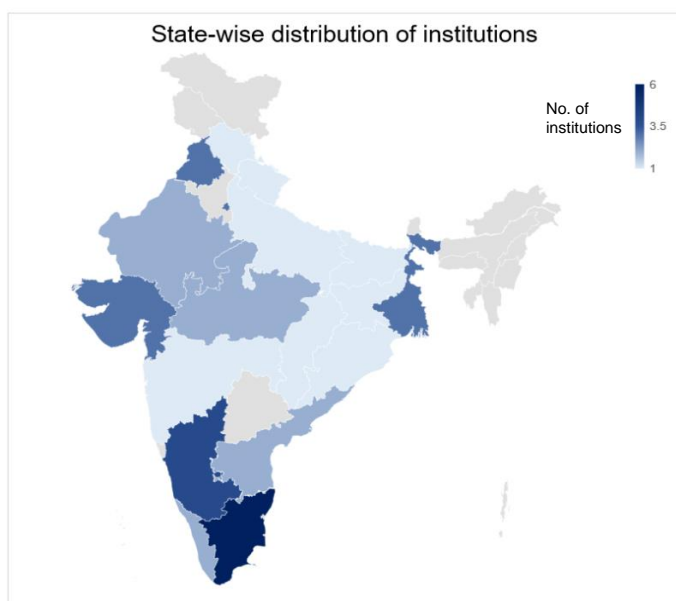
**The top 40 institutions in the category are distributed across 20 states with six institutions from Tamil Nadu, four from Karnataka, three from Punjab, Delhi, West Bengal, and Gujarat**

<sup>69</sup> Source: KPMG in India’s analysis based on All India Survey on Higher Education (AISHE)

<sup>70</sup> Source: NIRF Rankings 2024, Department of Higher Education, Ministry of Education, Government of India, Aug 2024

**each.** Rajasthan, Madhya Pradesh, Andhra Pradesh, and Kerala are next with each state having two institutions in the top 40 of NIRF 2024 rankings.

### State-wise distribution of top 40 Architecture and Planning institutions



State	Institutions in Top 40 NIRF <sup>71</sup>	
	2024	2023
Tamil Nadu	6	3
Karnataka	4	3
Punjab	3	3
Delhi	3	2
West Bengal	3	2
Gujarat	3	2
Rajasthan	2	1
Madhya Pradesh	2	2
Andhra Pradesh	2	1
Kerala	2	2
Others	10	7

Map Indicative only

- **There are 10 new entrants in the list:** In 2024 rankings, top 40 institutions are ranked compared to 30 institutions last year. While the top 20 ranked institutions were present in last year ranking also, there are three new entrants who made it to 20-30 rank category<sup>72</sup>.

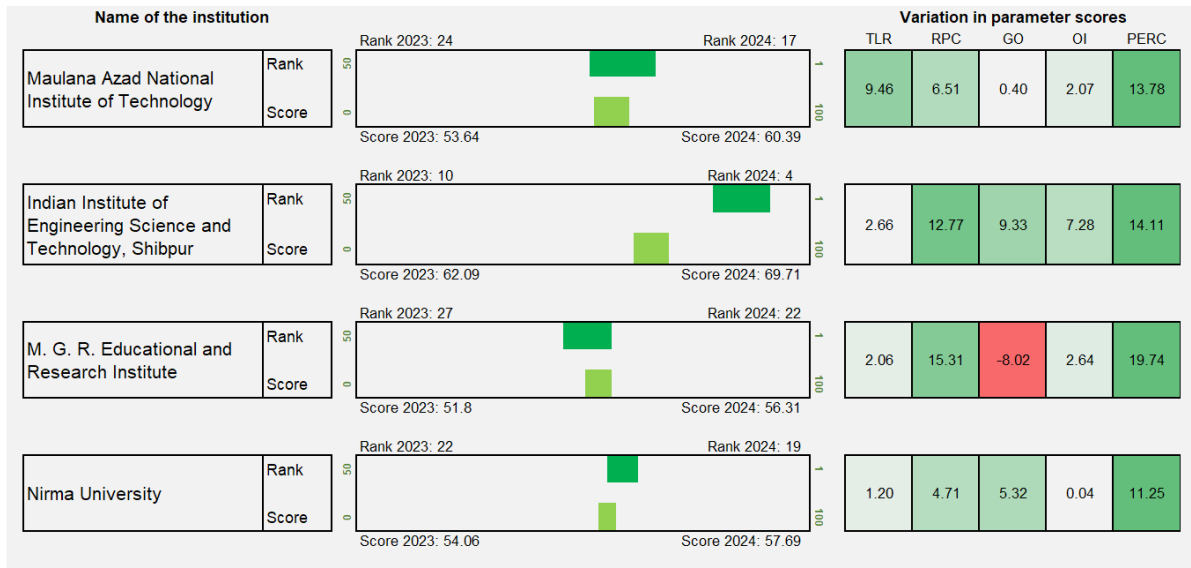
Name	Type	State	2024 rank	2023 rank
Amity University	State Private University	West Bengal	25	Not Ranked
Thiagarajar College of Engineering	Affiliated college - Private	Tamil Nadu	25	Not Ranked
Guru Gobind Singh Indraprastha University	State Public University	Delhi	29	Not Ranked
Manipal University, Jaipur	State Private University	Rajasthan	33	Not participated
Anna University	State Public University	Tamil Nadu	34	Not Ranked
National Institute of Technology Raipur	Institute Of National Importance	Chhattisgarh	36	Not Ranked
Anant National University	State Private University	Gujarat	37	Not Ranked
BMS School of Architecture, Yelahanka	State Public University	Karnataka	38	Not Ranked
Gandhi Institute of Technology and Management	Deemed University-Private	Andhra Pradesh	39	Not Ranked

- **A total of 21 institutions showed an improvement in rankings:** The institutions which made the biggest jump (from 2023) are shown below along with their growth in parameter scores.

<sup>71</sup> Source: NIRF Rankings 2023 and 2024, Department of Higher Education, Ministry of Education, Government of India

<sup>72</sup> Source: NIRF Rankings 2023 and 2024, Department of Higher Education, Ministry of Education, Government of India

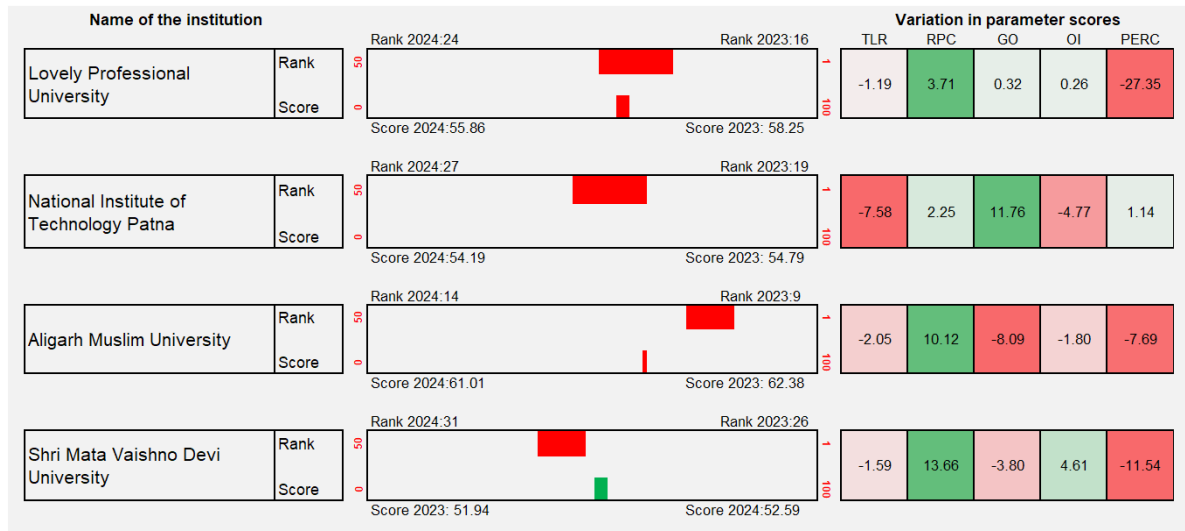
Maulana Azad National Institute of Technology (from 24 to 17), and Indian Institute of Engineering Science and Technology, Shibpur (from 10 to 4) have seen an increase in ranking for six or more positions.



73

\*The values for the parameters are the differences between the scores in 2024 and 2023.

- **A total of 16 institutions have shown a decline in ranks:** The institutions which have dropped maximum number of ranks from 2023 are shown below along with their change in parameter scores. Institutions such as Lovely Professional University (from 16 to 24) and National Institute of Technology, Patna (from 19 to 27) have seen a decline of eight positions.



74

\*The values for the parameters are the differences between the scores in 2024 and 2023.

<sup>73</sup> Source: KPMG in India's analysis 2024 based on NIRF India Rankings 2023 and 2024

<sup>74</sup> Source: KPMG in India's analysis 2024 based on NIRF India Rankings 2023 and 2024



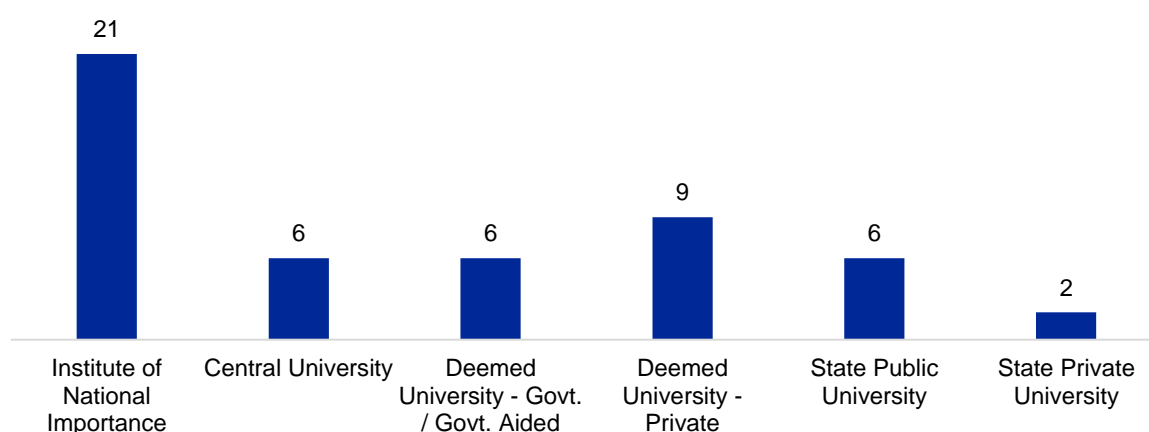
## Highlights of Research Institutions category

- **Total number of participating and ranked institutes in NIRF 2024:** This category was introduced in 2021 in the NIRF rankings. In the fourth edition of the research institutions category rankings, a total of 50 institutions have been ranked.
- **Top-ranked research institutes across categories:** From the inception of the research category Indian Institute of Science, Bengaluru has been ranked first. Vellore Institute of Technology, at rank 13, continues to be the top ranked private research institution in the country.<sup>75</sup>

Public Institutions	Rank	Private Institutions	Rank
Indian Institute of Science, Bengaluru	1	Vellore Institute of Technology	13
Indian Institute of Technology, Madras	2	Saveetha Institute of Medical and Technical Sciences	20
Indian Institute of Technology, Delhi	3	Manipal Academy of Higher Education, Manipal	23

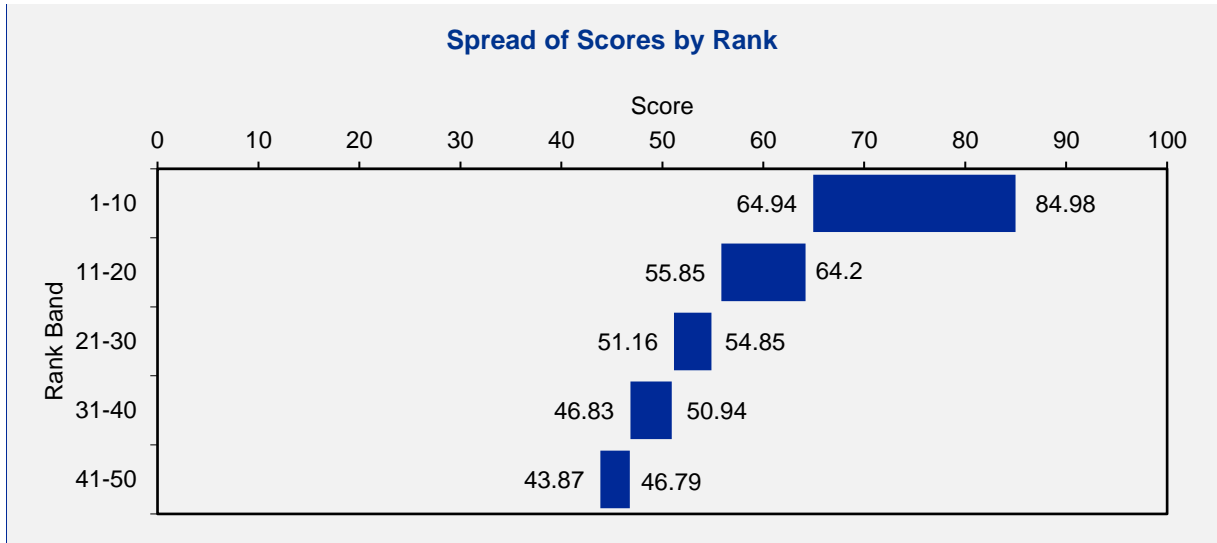
- Research-focused institutions like Homi Bhabha National Institute (6), Academy of Scientific & Innovative Research (11), and Tata Institute of Fundamental Research (12) have participated and have been ranked among the top 50 institutions under the research category.
- **Public institutions claim majority in top 50:** Amongst the top 50 institutes, there are 39 public institutes (including institutions of national importance, institute under state legislature act, central university, state public university, public affiliated institutions, deemed university - government /government aided and constituent/university college). The Institutions of National Importance (INIs) category contributes to around ~40 percent (21 institutions) of the top 50 institutions in the research category. There are nine private deemed universities among the top 50 as well.

### Distribution of top 50 research institutions by type of institution



<sup>75</sup> Source: KPMG in India's analysis based on All India Survey on Higher Education (AISHE)

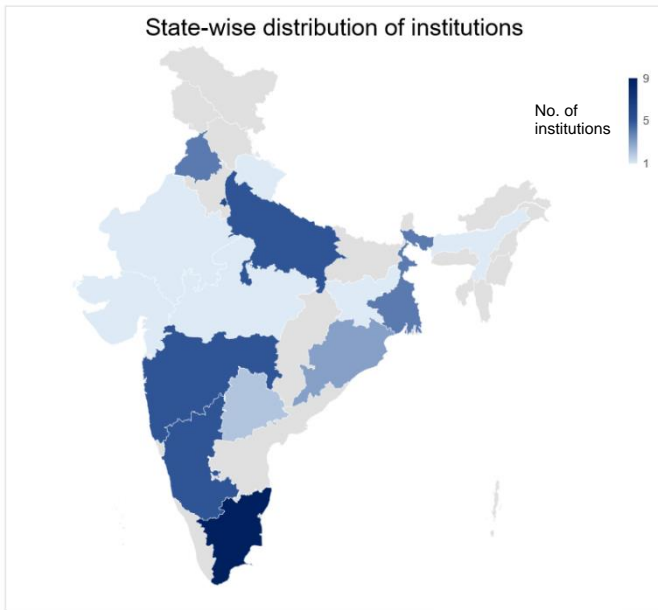
- Variation in scores:** For ranks 1-5 and 6-10, the variation between minimum and maximum scores is around 12.33 marks and 7.71 marks. For institutions in the lower rank band 31–50, the difference in scores is much less, and a small deviation in scores would result in a larger movement in rank bands.



76

- Tamil Nadu has strong dominance in the research category with nine institutions** featuring in the top 50. This is followed by the continued dominance of Delhi with six, and Uttar Pradesh, Karnataka, and Maharashtra with five institutions each, accounting for 50 percent of the top 50 institutions. Notably, the top 50 research institutions are distributed across the country in 16 different states and UT, highlighting a good quality intellectual spread in most states.

**State-wise distribution of the top 50 Research institutions**



Map indicative only

State	Institutions in Top 50 NIRF <sup>77</sup>	
	2024	2023
Tamil Nadu	9	9
Delhi	6	5
Uttar Pradesh	5	5
Karnataka	5	5
Maharashtra	5	5
Punjab	4	4
West Bengal	4	4
Odisha	3	3
Telangana	2	2
Rajasthan	1	2
Assam	1	1
Uttarakhand	1	1
Chandigarh	1	1
Madhya Pradesh	1	1
Jharkhand	1	1
Gujarat	1	1

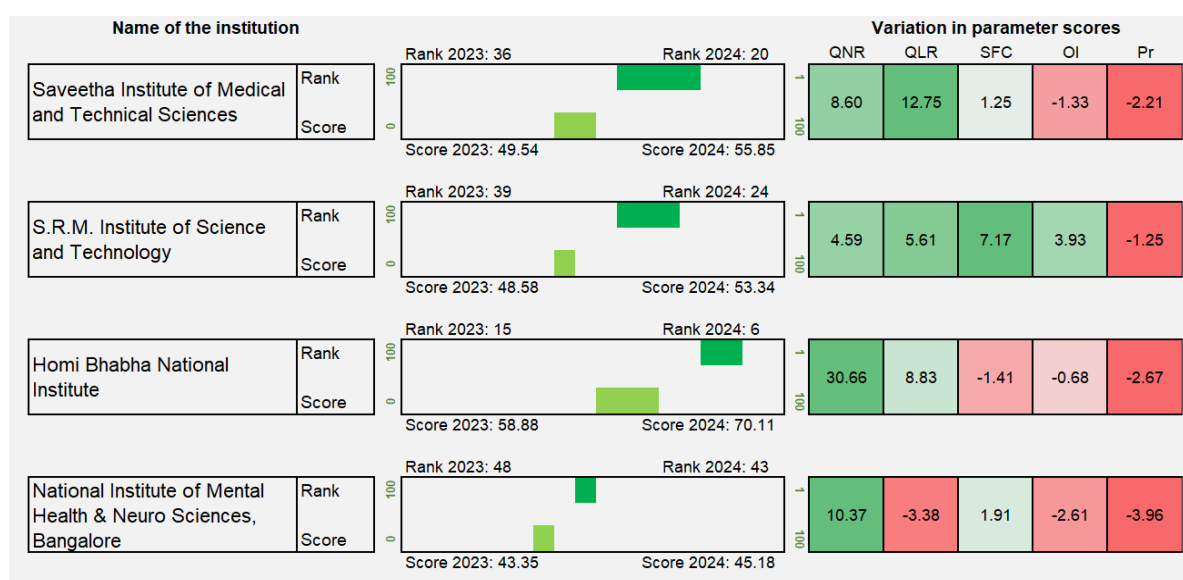
<sup>76</sup> Source: NIRF Rankings 2024, Department of Higher Education, Ministry of Education, Government of India, Aug 2024

<sup>77</sup> Source: NIRF Rankings 2023 and 2024, Department of Higher Education, Ministry of Education, Government of India

- **A total of two new entrants into the top 50:** Both institutions have been ranked amongst the NIRF 2024 for the first time, they have achieved rank 37 and 48, respectively. Details of new entrants are provided in the table below<sup>78</sup>:

Name of the institute	Type	City	2024 rank	2023 rank
Indian Agricultural Research Institute	Deemed University-Govt. / Govt. Aided	New Delhi	37	Not Ranked
Bharathidasan University	State Public University	Tiruchirappalli	48	Not Ranked

- **<sup>79</sup>A total of 12 institutions showed an improvement in rankings:** The institutions that made the biggest jump (from 2023) are shown below along with their growth in parameter scores. Saveetha Institute of Medical and Technical Sciences (from 36 to 20), and S.R.M. Institute of Science and Technology (from 39 to 24) have seen an increase in ranking for 15 or more



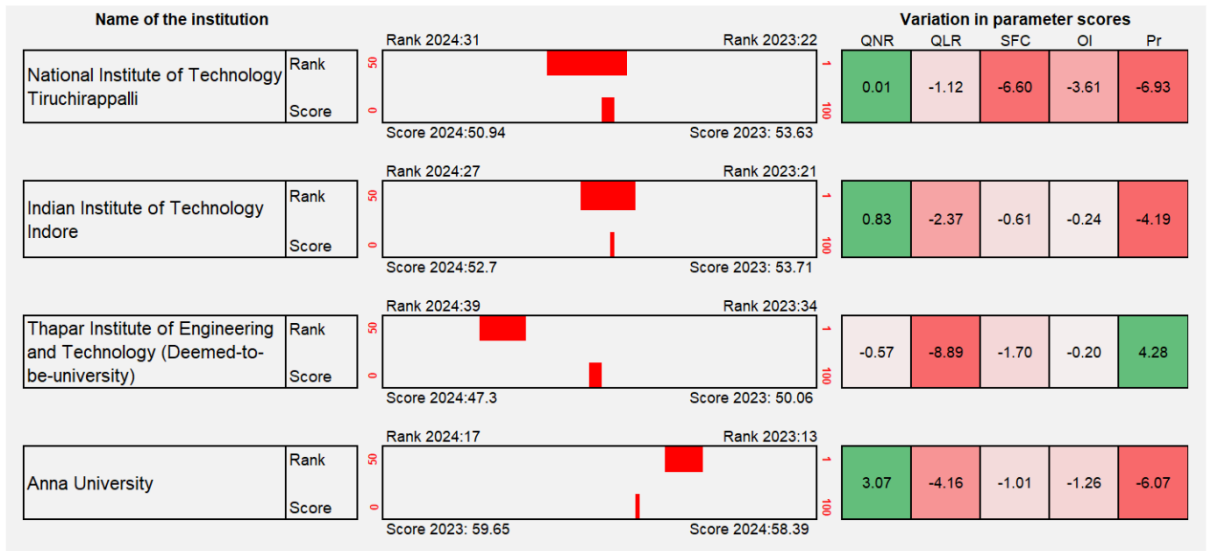
positions.

*\*The values for the parameters are the differences between the scores in 2024 and 2023.*

- **A total of 26 institutions have shown a decline in ranks:** The institutions that have dropped the maximum number of ranks from 2023 are shown below along with their change in parameter scores. A decrease in qualitative research scores is witnessed uniformly across all these institutions, except Indian Institute of Technology Roorkee. Institutions such as the National Institute of Technology Tiruchirappalli (from 22 to 31) and Indian Institute of Technology Indore (from 21 to 27) have seen a decline of six or more positions. Out of twenty-six, nineteen institutes have seen a drop of ranks by one or two.

<sup>78</sup> Source: NIRF Rankings 2023 and 2024, Department of Higher Education, Ministry of Education, Government of India

<sup>79</sup> Source: KPMG in India's analysis 2024 based on NIRF India Rankings 2023 and 2024



<sup>80</sup>\*The values for the parameters are the differences between the scores in 2024 and 2023.



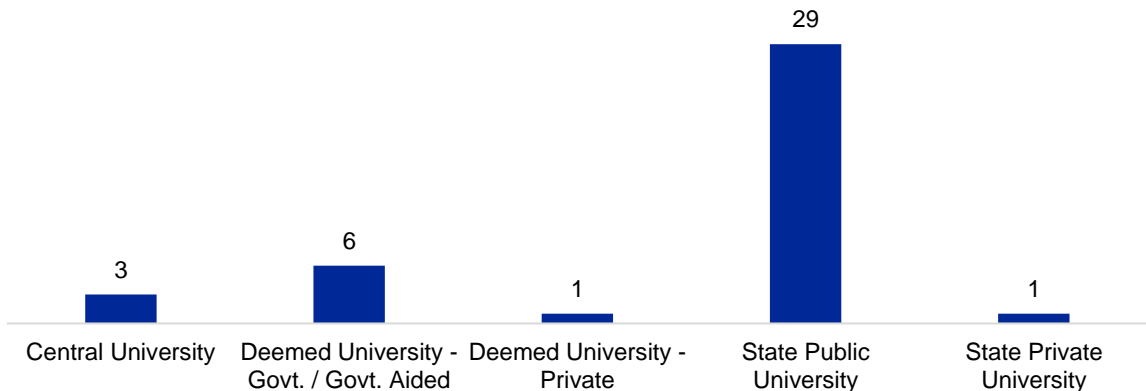
<sup>80</sup> Source: KPMG in India's analysis 2024 based on NIRF India Rankings 2023 and 2024

## Highlights of Agriculture and Allied Sectors category

- In the NIRF 2023 rankings, a new category called 'Agriculture and Allied Sectors' was introduced, attracting participation from 152 institutes. In the NIRF 2024 rankings, a total of 145 institutes participated. In both the years, top 40 Institutes have been ranked.
- Top-ranked Institutions:** Public institutions dominate the top 40 ranks of the NIRF 2024 Agriculture and Allied Sector list, with Lovely Professional University (22) and Kalasalingam Academy of Research and Education (38) being the only private universities represented<sup>81</sup>.

Top Ranked Institutions	Rank
Indian Agricultural Research Institute, New Delhi	1
ICAR - National Dairy Research Institute, Karnal, Haryana	2
Punjab Agricultural University, Punjab	3
Banaras Hindu University, Uttar Pradesh	4
Indian Veterinary Research Institute, Izatnagar, Uttar Pradesh	5

### Distribution of top 40 agriculture and allied sectors institutions by type of institution



82

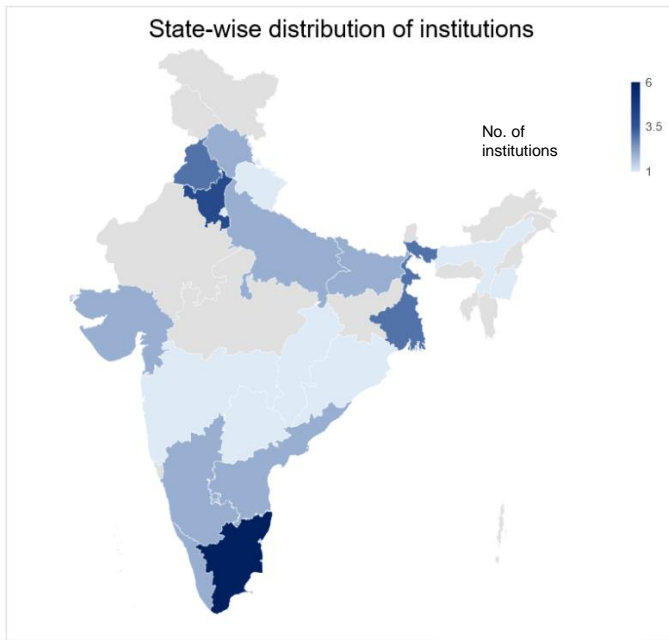
- A significant presence of public institutions in the top ranks signifies the Government's commitment to promoting excellence in agricultural research and education. Additionally, the presence of a state private university and deemed university-private in the top 40 highlights the potential for private institutions to compete in this sector.

<sup>81</sup> Source: NIRF Rankings 2024, Department of Higher Education, Ministry of Education, Government of India, Aug 2024

<sup>82</sup> Source: KPMG in India's analysis based on All India Survey on Higher Education (AISHE)



### State-wise distribution of top 40 Agriculture and Allied Sectors institutions

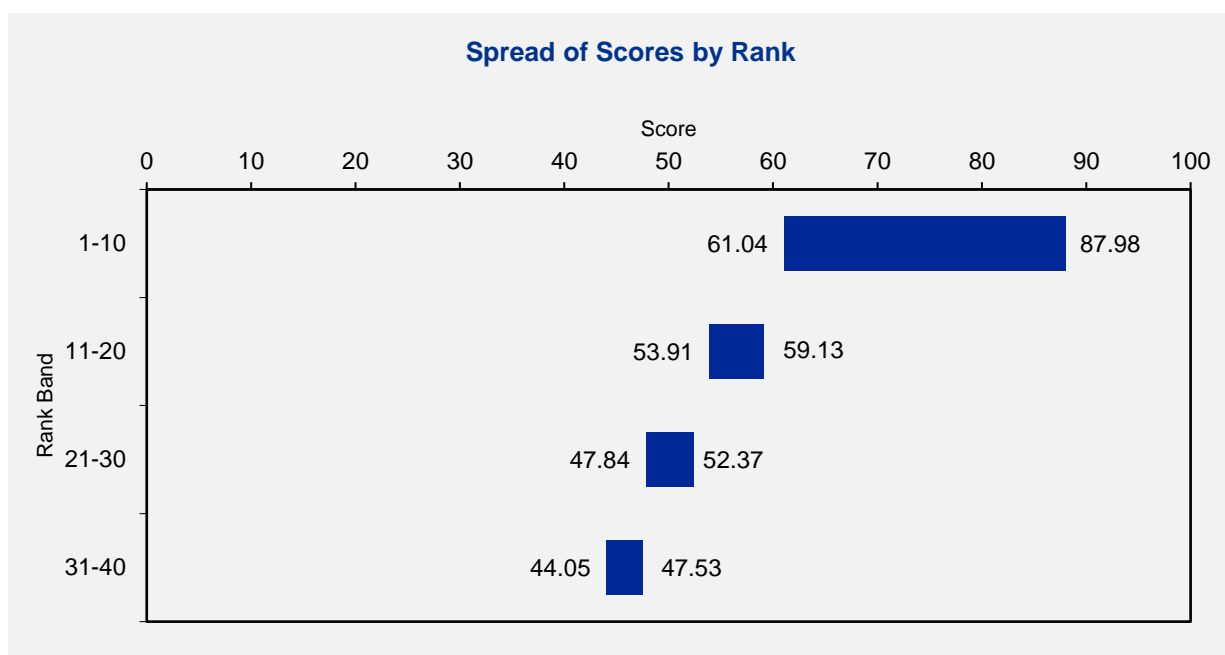


State	Institutions in Top 40 NIRF <sup>83</sup>	
	2024	2023
Tamil Nadu	6	5
Haryana	4	4
Punjab	3	3
West Bengal	3	2
Gujarat	2	2
Uttar Pradesh	2	4
Himachal Pradesh	2	2
Bihar	2	1
Kerala	2	2
Jammu and Kashmir	2	1
Karnataka	2	4
Andhra Pradesh	2	2
Others	8	7

Map Indicative only

- Tamil Nadu dominates the list with six institutions, followed by Haryana with four institutions. Punjab and West Bengal have three institutions each. However, it is noteworthy that the top 40 agricultural institutions are distributed across the country in 20 different states, highlighting the availability of good-quality agricultural education in most states.
- **Variation in scores by rank band:** Within 1-10 ranks, the variation between minimum and maximum scores is around 27 points, while the score variation decreases in ranks beyond 20. For institutions in the lower rank band 11–40, a small shift in score would result in a significant increase or decrease of their ranking due to small deviations in scores in these rank bands.

<sup>83</sup> Source: NIRF Rankings 2023 and 2024, Department of Higher Education, Ministry of Education, Government of India



84

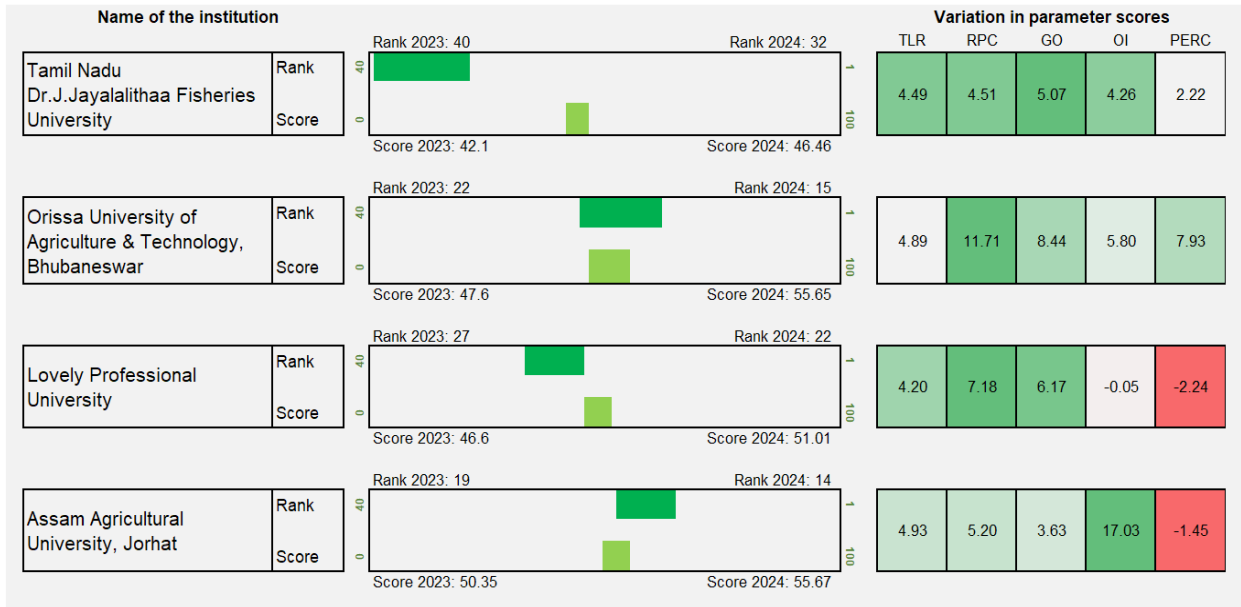
- **There are seven new entrants in the list:** While the top 19 ranked institutions were present in last years' ranking as well, there is a new entrant at the 20<sup>th</sup> position and the other six new entrants made it to 30-40 rank category<sup>85</sup>.

Name	Type	State	2024 Rank	Rank 2023
Sher-e-Kashmir University of Agricultural Science and Technology of Jammu	State Public University	Jammu & Kashmir	20	Not Ranked
Navsari Agricultural University	State Public University	Gujarat	35	Not Ranked
Bihar Agriculture University	State Public University	Bihar	36	Not Ranked
Professor Jayashankar Telangana State Agricultural University	State Public University	Telangana	37	Not Ranked
Kalasalingam Academy of Research and Education	Deemed University-Private	Tamil Nadu	38	Not participated
Indira Gandhi Krishi Vishwavidyalaya	State Public University	Chhattisgarh	39	Not Ranked
Uttar Banga Krishi Vishwavidyalaya	State Public University	West Bengal	40	Not Ranked

<sup>84</sup> Source: NIRF Rankings 2024, Department of Higher Education, Ministry of Education, Government of India, Aug 2024

<sup>85</sup> Source: NIRF Rankings 2023 and 2024, Department of Higher Education, Ministry of Education, Government of India

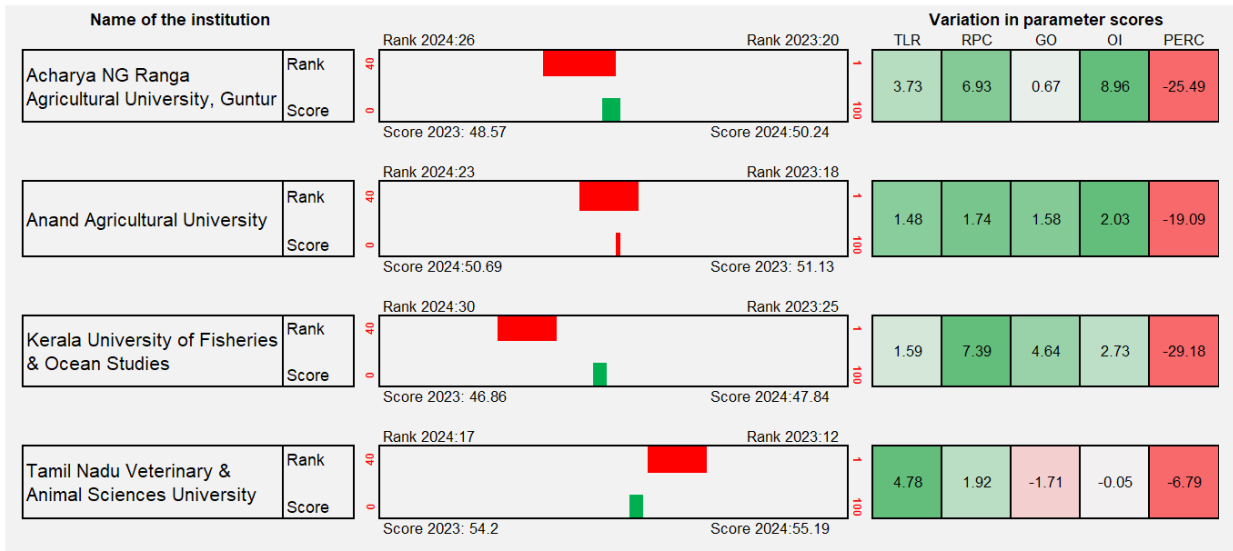
- 86A total of 11 institutions showed an improvement in rankings:** The institutions which made the biggest jump (from 2023) are shown below along with their growth in parameter scores. Tamil Nadu Dr. J. Jayalalithaa Fisheries University (from 40 to 32), and Orissa University of Agriculture & Technology, Bhubaneswar (from 22 to 15) have seen an increase in ranking for seven or more positions.



\*The values for the parameters are the differences between the scores in 2024 and 2023.

- A total of 15 institutions have shown a decline in ranks:** The institutions which have dropped maximum number of ranks from 2023 are shown below along with their change in parameter scores. A decrease in perception scores is witnessed uniformly across all these institutions. Institutions such as Acharya N G Ranga Agricultural University has decreased six rankings (from 20 to 26) followed by three other institutes whose ranking decreased by five places. It is important to note that even when 15 institutes have dropped in ranking, 33 out of 34 previously ranked institutes have increased their absolute score showcasing an overall improvement of performance of institutions in this category.

<sup>86</sup> Source: KPMG in India's analysis 2024 based on NIRF India Rankings 2023 and 2024



87

\*The values for the parameters are the differences between the scores in 2024 and 2023.

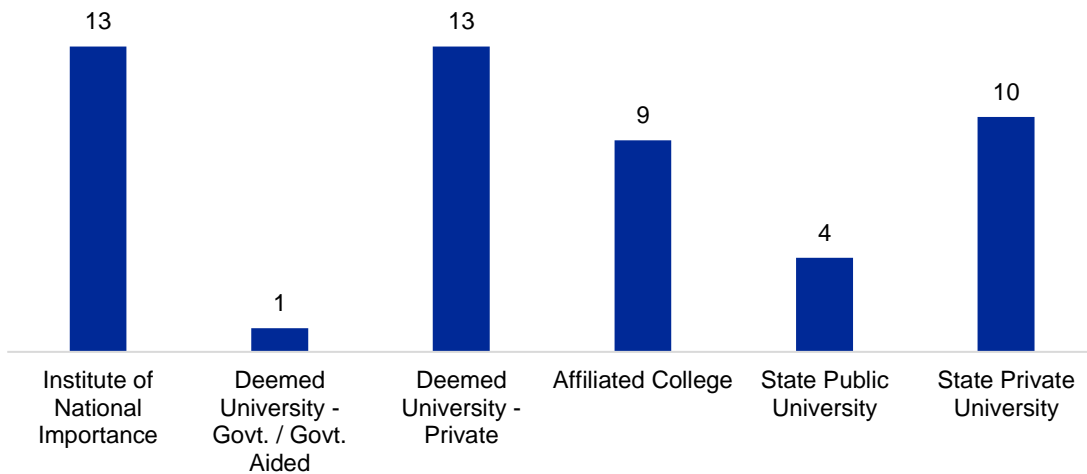


<sup>87</sup> Source: KPMG in India's analysis 2024 based on NIRF India Rankings 2023 and 2024

## Highlights of Innovation category

- **Total number of participating institutions:** The innovation category which was launched in the 2023 rankings has seen 808 institutions participating for the 2024 rankings out of which only 10 institutions have been given unique ranks and the next 40 institutions have been categorized into 11-50 rank band. This is a change from 2023 where only 10 unique ranks were assigned.
- Innovation ranking was conducted using the methodology developed by the Atal Ranking of Institutions on Innovation Achievements (ARIIA), the Innovation Cell of the Ministry of Education in 2023. In 2024, it has been redefined to align with the National Institutional Ranking Framework (NIRF), taking into consideration parameters such as number of recognized startups, funding received via innovation grants or FDIs, patents published/granted, alumni that are founders of Fortune 500 companies and number of courses offered by the institution based on entrepreneurship, and innovation and IPR.
- **Institutions of National Importance and Private Deemed Universities** dominate the 50 institutes in Innovation ranking<sup>88</sup>.

Distribution of top 50 innovation institutions by type of institution



<sup>88</sup> Source: KPMG in India's analysis based on All India Survey on Higher Education (AISHE)



- **Eight out of the top 10 institutions are IITs:** IITs dominate the innovation category. Two IITs, i.e., Mandi and Kharagpur are new entrants to this list<sup>89</sup>.

Institution	2024 Rank	2023 Rank
Indian Institute of Technology Bombay	1	7
Indian Institute of Technology Madras	2	2
Indian Institute of Technology Hyderabad	3	3
Indian Institute of Science, Bengaluru	4	6
Indian Institute of Technology Kanpur	5	1
Indian Institute of Technology Roorkee	6	5
Indian Institute of Technology Delhi	7	4
Indian Institute of Technology Mandi	8	Not Ranked
Indian Institute of Technology Kharagpur	9	Not Ranked
Anna University	10	Not Ranked

- Overall, there are **three new entrants** to this category i.e., Indian Institute of Technology Mandi, Indian Institute of Technology Kharagpur and Anna University.
- **Among the 10 Institutions, two institutes have shown improvement** in ranking and three institutes have shown a drop in rankings compared to 2023. IIT Bombay has seen the highest improvement of six ranks while IIT Kanpur has seen a drop of four ranks.
- **Three institutes namely, IIIT Kancheeपुरam, NIT Calicut and IIT Varanasi** have been dropped from the top 10 rankings. Two of them (NIT Calicut and IIT Varanasi) have been categorized in the 11-50 rank band.



<sup>89</sup> Source: NIRF Rankings 2023 and 2024, Department of Higher Education, Ministry of Education, Government of India

## Highlights of Open University category

- **Open University is one of the three new categories that has been introduced in NIRF 2024** with only three following institutions ranked in the current edition<sup>90</sup>.

Ranked Institutions	Rank
The Indira Gandhi National Open University (New Delhi)	1
Netaji Subhash Open University (Kolkata)	2
Dr. Babasaheb Ambedkar Open University (Ahmedabad)	3

- The introduction of this category highlights the increasing role of open universities in making education more accessible and adaptable for a variety of students, particularly those who may be disadvantaged by geographical or socio-economic factors.
- **Number of participating institutions:** A total of 12 institutions participated in this category. Following are the participating institutions<sup>91</sup>:

Institution	City	State
Dr. B. R. Ambedkar Open University	Hyderabad	Telangana
Dr. Babasaheb Ambedkar Open University	Ahmedabad	Gujarat
Indira Gandhi National Open University (IGNOU)	New Delhi	Delhi
Karnataka State Open University, Mysore	Mysore	Karnataka
Krishna Kanta Hanidiqui State Open University, Guwahati	Guwahati	Assam
M.P. Bhoj (Open) University	Bhopal	Madhya Pradesh
Netaji Subhash Open University	Kolkata	West Bengal
Pt. Sundarlal Sharma (Open) University	Bilaspur	Chhattisgarh
Tamil Nadu Open University, Chennai	Saidapet	Tamil Nadu
Uttarakhand Open University	Haldwani	Uttarakhand
Vardhman Mahaveer Open University, Kota	Kota	Rajasthan
Yashwant Rao Chavan Maharashtra Open University	Nashik	Maharashtra

<sup>90</sup> Source: NIRF Rankings 2024, Department of Higher Education, Ministry of Education, Government of India, Aug 2024

<sup>91</sup> Source: NIRF Rankings 2024, Department of Higher Education, Ministry of Education, Government of India, Aug 2024

## Highlights of Skill University category

- **Skill University is one of the three new categories that has been introduced in NIRF 2024.** Symbiosis Skills and Professional University (Pune, Maharashtra) has emerged as the top university, followed by Shri Vishwakarma Skill University (Palwal, Haryana) and Bhartiya Skill Development University (Rajasthan).
- **Four universities participated in this category of ranking for the year 2024** out of which three universities were ranked.
- The Government's strong commitment to skill development is underscored by the creation of the Skill University category in the National Institutional Ranking Framework (NIRF) Rankings 2024. This recognition reflects the government's efforts to enhance the skills of a growing young population and improve their employability.
- **List of participants:** Following are the four participating institutes<sup>92</sup>:

Institution	City	State
Bhartiya Skill Development University	Rajasthan	Rajasthan
Maharashtra State Skills University	Mumbai	Maharashtra
Shri Vishwakarma Skill University	Palwal	Haryana
Symbiosis Skills and Professional University (Formerly Symbiosis Skill and Open University)	Pune	Maharashtra



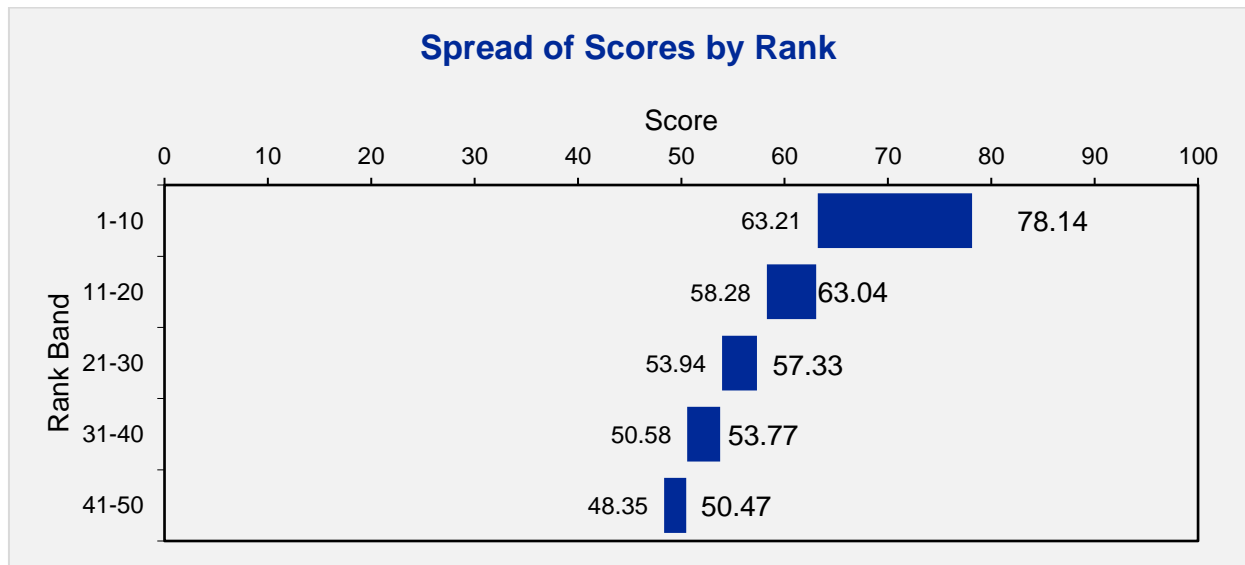
<sup>92</sup> Source: NIRF Rankings 2024, Department of Higher Education, Ministry of Education, Government of India, Aug 2024

## Highlights of State Public University category

- **New category:** State Public University category is one of the three new categories along with Open University and Skill University categories introduced in 2024.
- **168 universities participated** in this category of ranking for the year 2024. Top 50 institutions are ranked individually, and an additional 50 universities are listed in a rank band on 51-100, without individual scores and ranks. Following table gives the list of top five institutions in this category<sup>93</sup>.

Top Ranked Universities	Rank
Anna University, Chennai	1
Jadavpur University, Kolkata	2
Savitribai Phule University, Pune	3
Calcutta University, Kolkata	4
Panjab University, Chandigarh	5

- **Scoring Methodology:** This category follows same scoring methodology as the NIRF framework for university category.
- **Variation in scores by rank band:** Consistent with the trends in older categories, this category also experiences a significant decrease in the variation of scores in the lower rank bands, indicating tight competition among peers. This implies that even a minor change in the overall score might lead to a major shift in the overall rank<sup>94</sup>.

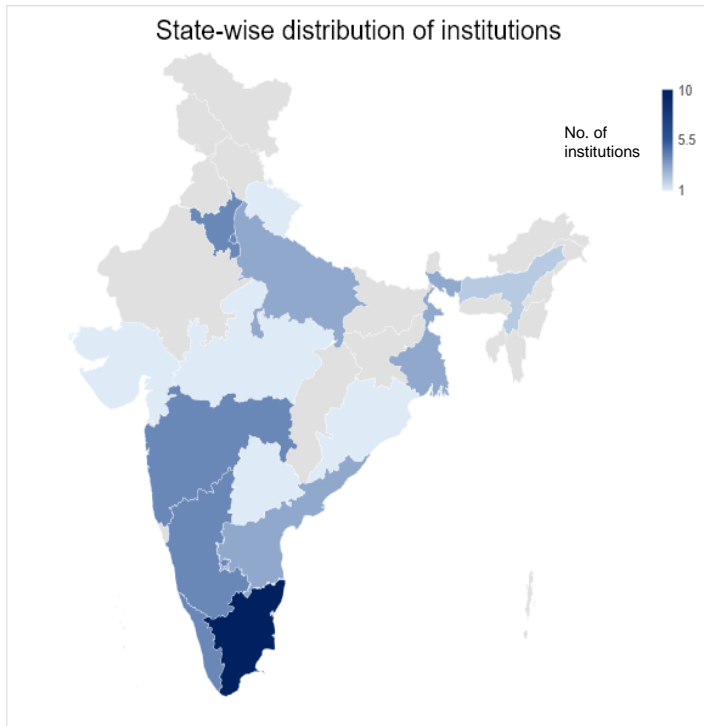


<sup>93</sup> Source: NIRF Rankings 2024, Department of Higher Education, Ministry of Education, Government of India, Aug 2024

<sup>94</sup> Source: NIRF Rankings 2024, Department of Higher Education, Ministry of Education, Government of India, Aug 2024

### State-wise distribution of top 50 State Public University category institutions

- State-wise distribution of ranked institutions:** Tamil Nadu stands out as the leading state in institutional representation, boasting 10 institutions in the top rankings. This is followed by Delhi, Haryana, Karnataka, Kerala, and Maharashtra, each contributing four institutions to the list. In total, 18 out of the 36 states and Union Territories (UTs) of India are represented within the top 50 ranked state public universities.



Map Indicative only

State	Institutions in Top 50 <sup>95</sup>
Tamil Nadu	10
Delhi	4
Haryana	4
Karnataka	4
Kerala	4
Maharashtra	4
Andhra Pradesh	3
Uttar Pradesh	3
West Bengal	3
Assam	2
Jammu and Kashmir	2
Chandigarh	1
Gujarat	1
Madhya Pradesh	1
Odisha	1
Punjab	1
Telangana	1
Uttarakhand	1

**Average parameter wise score:** The average parameter scores for state public university are comparable to the parameter scores of university category. Moreover, it fares better than the university category for RPC, GO and PERC parameters<sup>96</sup>.

Parameters	TLR	RPC	GO	OI	PERC
State Public University (avg. score)	65.49	41.27	78.92	57.17	37.93
University category (avg. score)	66.40	32.50	72.56	62.29	34.73

<sup>95</sup> Source: NIRF Rankings 2024, Department of Higher Education, Ministry of Education, Government of India, Aug 2024

<sup>96</sup> Source: NIRF Rankings 2024, Department of Higher Education, Ministry of Education, Government of India, Aug 2024



# Way forward

The National Institutional Ranking Framework (NIRF) has seen increased participation and demonstrated consistent growth and improvement over its nine consecutive editions. NIRF has significantly contributed to raising the bar of quality of higher education and research. Indian higher education eco-system with increased focus on capacity addition and higher education enrollments is continually evolving and so is NIRF with increased number of categories and updated methodology in the latest edition.

KPMG in India has been tracking NIRF since its inception. Based on our dialogue with several of our clients and other stakeholders, following are a few aspects where the framework can be further strengthened and improved and encourage greater participation from various types of institutes:

## 1. Widening of categories to encourage greater participation:

- Consider introducing a separate category or sub-category for affiliated engineering colleges, young universities/institution, etc.
- Expand the framework to include more subject-specific rankings, similar to leading global ranking systems, to provide more relevant information to students and the academic community.

## 2. Enhancing data integrity:

- Implement a more robust data collection and validation mechanism to instill greater confidence among stakeholders.
- Strengthen data verification measures to maintain the credibility of the rankings.

## 3. Holistic assessment:

- Gradually evolve the framework to incorporate forward-looking, outcome-based practices such as governance transparency, technology integration, interdisciplinary research, financial sustainability, and industry exposure for students.

## 4. Contextualized methodology:

- The NIRF methodology has seen gradual refinements since its inception. Moving forward, NIRF may consider how the methodology could be tailored to reflect the unique characteristics of different institutional categories. For instance, in evaluating management category, they could consider updating the weightage of Graduation Outcomes parameter.

## 5. Broadening participation:

- Encourage more institutions to participate in the ranking process, aiming to involve a larger percentage of India's higher education institutions.
- Provide capacity building support and guidance to help institutions prepare for and benefit from the ranking process.

# Acknowledgements

## Authors

Narayanan Ramaswamy  
Madhavan Vilvarayanallur  
Debabrata Ghosh

Abhiraj Anand  
Ashish Maheshwari  
Hemant Neopaney  
Manas Vashistha  
Mansi Garg  
Manigandan Ganesan  
Neha Rajpal  
Paridhi Chhabra  
Ragavijaya G  
Sajas P.  
Shriya Singam  
Srinath R. Iyengar  
Vignesh Murugesan  
Vishnu Babu

## Markets and Design

Nisha Fernandes  
Venkatesh R  
Angeeta Baweja







# KPMG in India contacts:

**Akhilesh Tuteja**

**Head**

Clients and Markets

E: [atuteja@kpmg.com](mailto:atuteja@kpmg.com)

**Narayanan Ramaswamy**

**National Leader**

Education and Skill Development,  
Government and Public Services

E: [narayananr@kpmg.com](mailto:narayananr@kpmg.com)

**Madhavan Vilvarayanallur**

**Partner**

Education and Skill Development,  
Government and Public Services

E: [vmadhavan@kpmg.com](mailto:vmadhavan@kpmg.com)

**Debabrata Ghosh**

**Partner**

Education and Skill Development,  
Government and Public Services

E: [debabrata@kpmg.com](mailto:debabrata@kpmg.com)



Access our latest insights on  
KPMG Insights Edge

**Follow us on:**

[kpmg.com/in/socialmedia](https://kpmg.com/in/socialmedia)



The information contained herein is of a general nature and is not intended to address the circumstances of any particular individual or entity. Although we endeavor to provide accurate and timely information, there can be no guarantee that such information is accurate as of the date it is received or that it will continue to be accurate in the future. No one should act on such information without appropriate professional advice after a thorough examination of the particular situation.

KPMG Assurance & Consulting Services LLP, Lodha Excelus, Apollo Mills Compound, NM Joshi Marg, Mahalaxmi, Mumbai - 400 011  
Phone: +91 22 3989 6000, Fax: +91 22 3983 6000

© 2024 KPMG Assurance & Consulting Services LLP, an Indian limited liability company and a member firm of the KPMG global organization of independent member firms affiliated with KPMG International Limited, a private English company limited by guarantee. All rights reserved.

The KPMG name and logo are trademarks used under license by the independent member firms of the KPMG global organization.

This document is for e-communication only.