



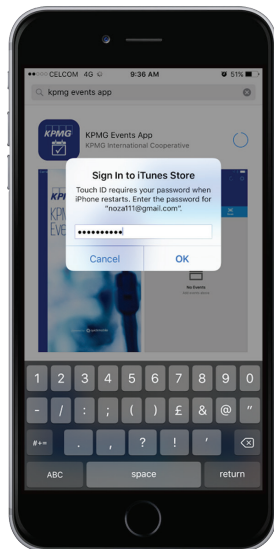
Step by Step Guide to Installing KPMG Events App (For iOS user)



Step 1:

Launch **App Store**, and search for "**KPMG event**" in the search field.

Select **KPMG Events App**.
(refer to screenshot)



Step 2:

Sign in your iTune account to proceed download.

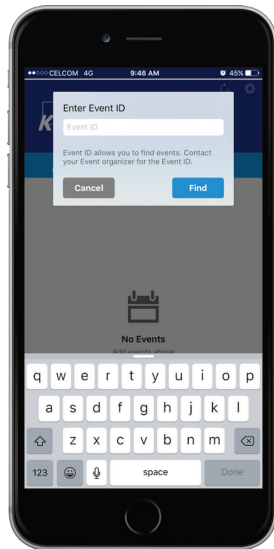
** Please make sure your installation is completed.*



Step 3:

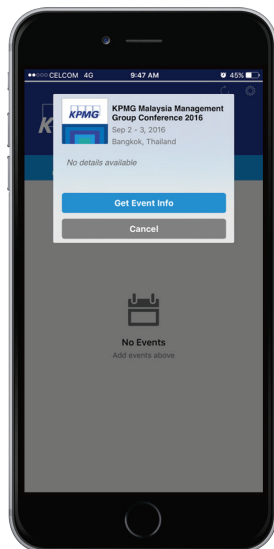
After installation is completed, you will see the **KPMG Events Icon** in your device.

Tap on the icon to launch the app.



Step 4:

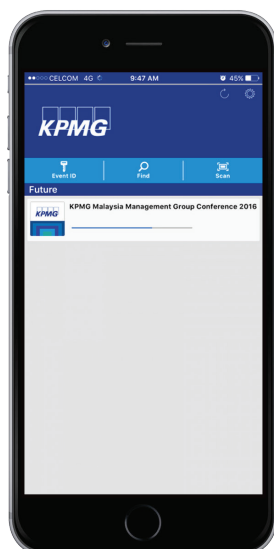
Tap on **Event ID** tab, and enter the following: **mmgc16**.
Tap on **Find**.



Step 5:

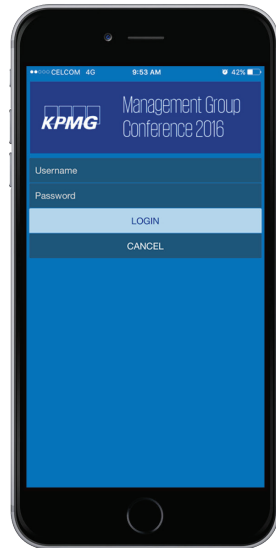
After verification, "**KPMG Malaysia Management Group Conference Event**" should appear on the screen. (refer to screenshot)

Tap on "Get Event Info" and the item will be added into your Event list.



Step 6:

After updating, tap on the "**KPMG Malaysia Management Group Conference Event**" item.



Step 7:

Login using your username and password.

* Your username is your email address.
The password is **MmgC2@16**