



Powered by
DATA+
ANALYTICS

KPMG Audit



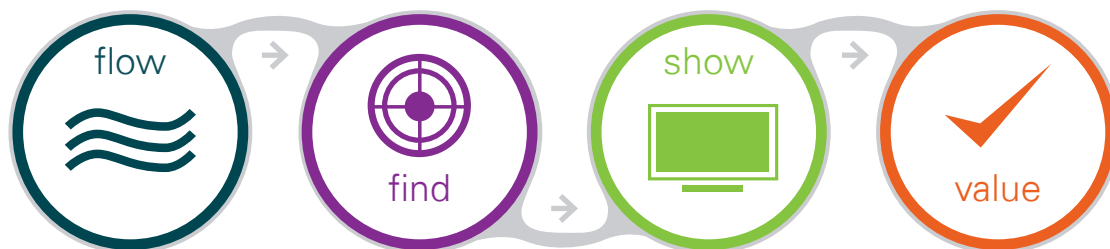
Roger O'Donnell

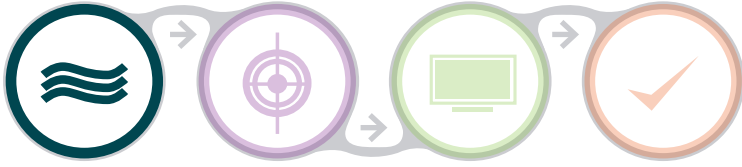
Global Head of
Data & Analytics, Audit

Our audit takes a rigorous journey through the data

At KPMG, we've been performing audits for over 100 years, and we've never been more excited about the value of our audits today.

Our audit, powered by Data & Analytics (D&A) innovations, digs deeper into the data, revealing more about the business and its risks. This, combined with a relentless commitment to quality, makes for a highly effective, highly insightful audit. And we think that's of value.





≈ flow

Innovation is about more than the development and integration of tools. Its true value lies in the sum being greater than the parts. Our audit employs a highly developed workflow that amplifies our industry knowledge by evaluating what we're doing in our audit and providing us with a higher quality audit, and the ability to identify added and ongoing insights about the business.



One flow.

Our audit process allows our auditors to progress smoothly and consistently through a quality audit.

Effective.

Automated dependencies and linkages evaluate the downstream impact of data entered up front.

Built for business.

Each of the 67,000 auditors across the firm's global network has access to the full suite of KPMG's proven industry knowledge.



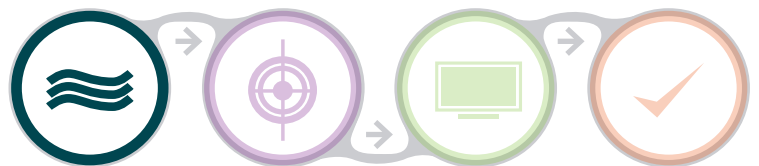


Global meets local.

Auditors across the U.S. and the firm's global network can interface and connect using a common language.

Online and global.

Video chat, collaboration, project management, and anytime/anywhere review capabilities mean we are ready when our clients are.






find

Our interactive audit D&A solutions, combined with our deep knowledge of the business and industry, enable us to filter, visualize, analyze, and extract information from the data like never before. Information that's valuable to our audit.



Powerful new capabilities reveal anomalies and outliers enabling our auditors to better focus on the more significant risks.



New perspectives.

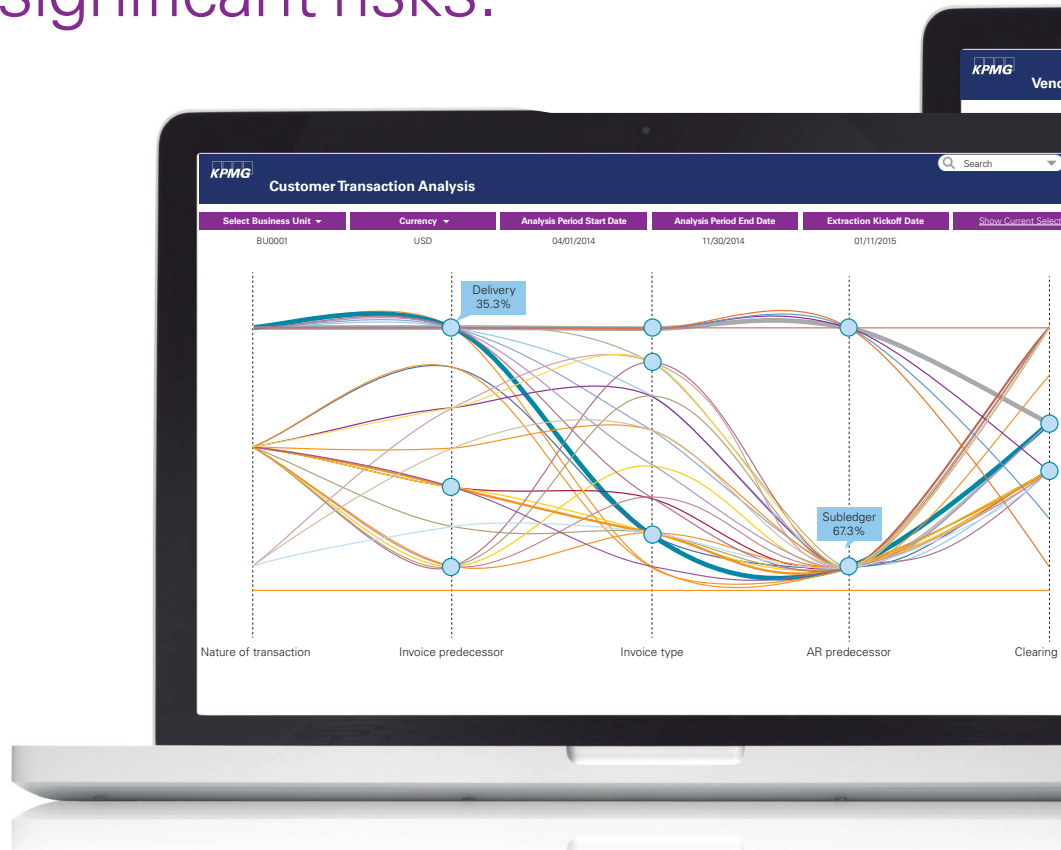
Interactive analysis identifies patterns such as unusual or unique transactions, customer or vendor payment trends, and potential valuation risks.

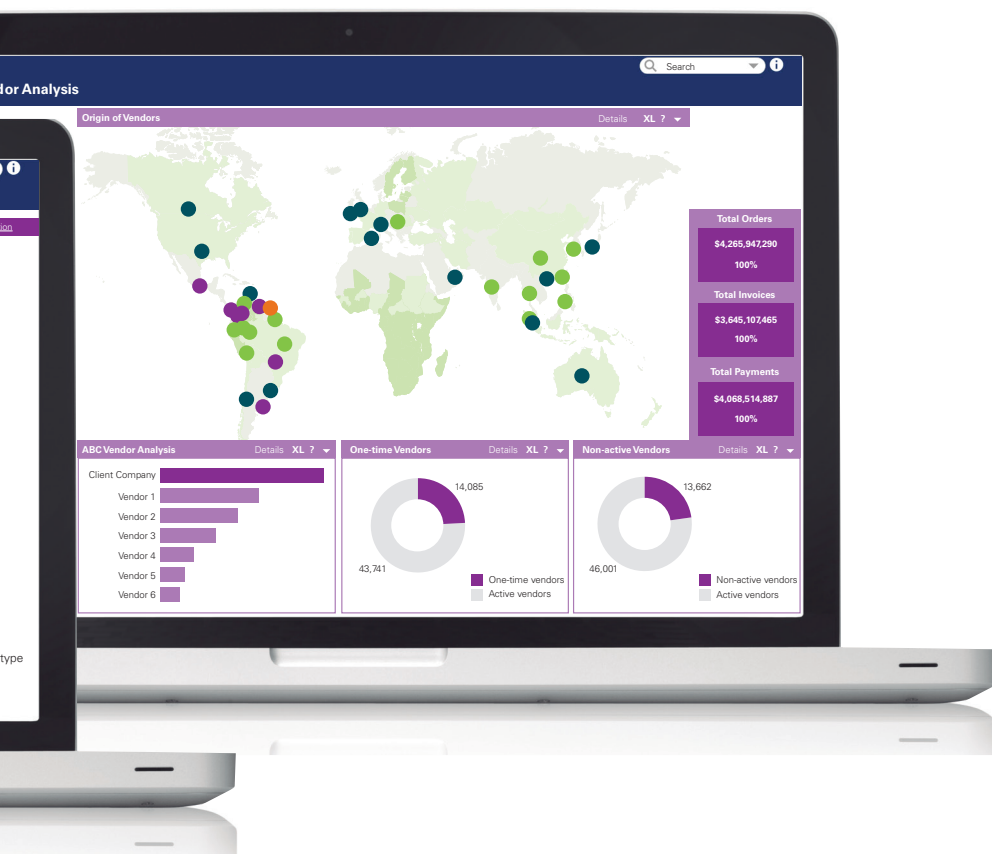
Wider coverage.

Automated analysis of transactions – pricing and quantity adjustments, for instance – across the complete sales and purchasing cycles can uncover discrepancies, anomalies and potential revenue risks.

Deeper insights.

Visual analysis of the Procure-to-Pay and Order-to-Cash processes streamlines our ability to see and highlight supply chain and concentration risks, collection and payment issues, and price sensitivity and elasticity in the customer base, and this may highlight gaps in controls.





Data science meets risk assessment.

Our risk assessment applies advanced statistical modeling to identify unexpected account correlations based on an analysis of up to 100 percent of journal entries.

Signal in the noise.

Our auditors have powerful tools to screen and identify journal entries matching industry specific pre-defined or tailored risk profiles across the organization, such as unusual or manual posting activity.

Predictive analytics.

We are developing the capability to analyze macro and micro, historical and current, financial and non-financial data to determine whether the business is performing consistently – fine tuning where we may need to focus our audit.





show

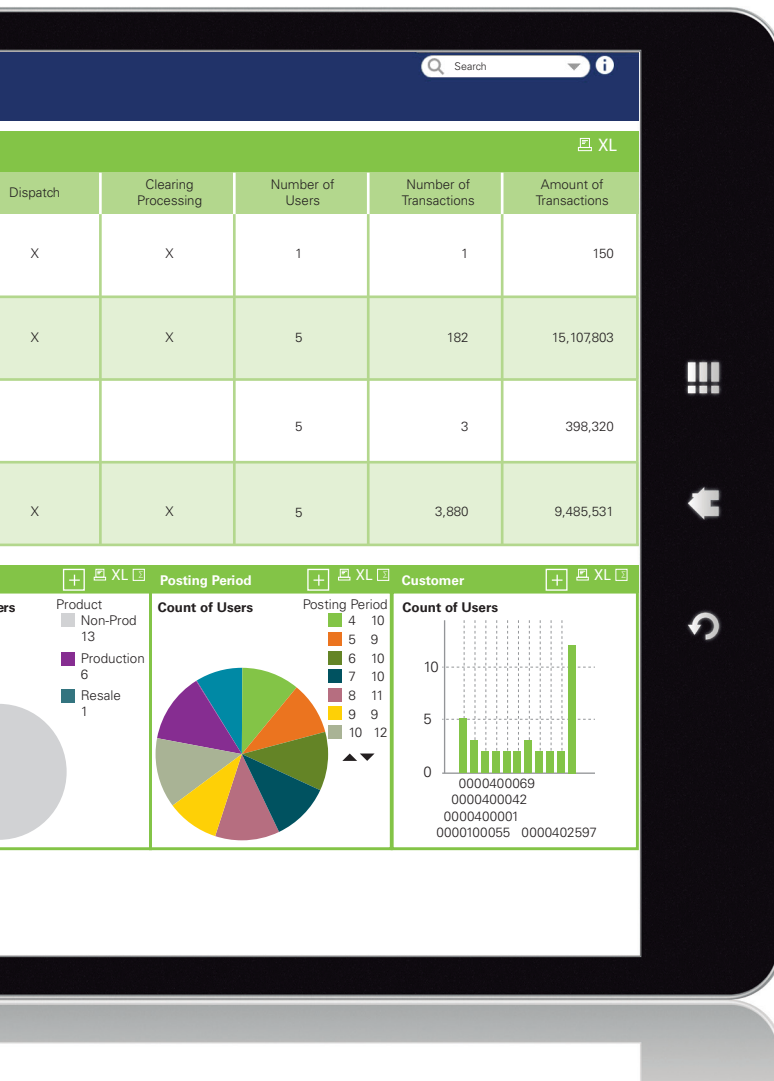
Insights come to life through impactful and interactive visualizations accessed through an intelligent interface.



Value unlocked.

The same data that informs our audit often contains a wealth of valuable insights about employees, processes, and technology. We unlock this value with over 50 benchmarks and KPIs run across business units worldwide.





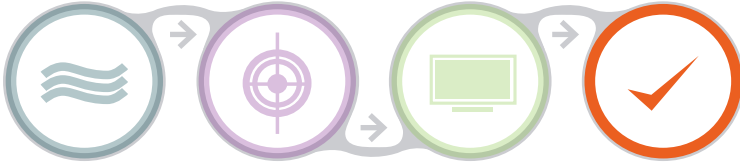
Business flow.

We visualize the end-to-end flow of transactions through our clients' systems to pinpoint control risks, anomalies in performance, and unusual activity.

Enhanced risk assessment.

Graphical dashboards identify authorization and segregation conflicts in the organization and the specific products, transactions, and individuals which may present a risk.





✓ value

What this all means for us is better audit evidence resulting in a higher quality audit. What it means for the companies we audit is a higher quality audit and potentially new insights into their business. All of this adds up to more value.





Exciting new developments
are closer than 'on the horizon'.

At KPMG, we're developing
tomorrow's audit capabilities
today with dramatic innovations
to identify new levels of
risk – keeping pace with a
connected world.



quality + insight = value

kpmg.com/us/auditDA

kpmg.com/socialmedia



kpmg.com/app



The information contained herein is of a general nature and is not intended to address the circumstances of any particular individual or entity. Although we endeavor to provide accurate and timely information, there can be no guarantee that such information is accurate as of the date it is received or that it will continue to be accurate in the future. No one should act on such information without appropriate professional advice after a thorough examination of the particular situation.

© 2015 KPMG LLP, a Delaware limited liability partnership and the U.S. member firm of the KPMG network of independent member firms affiliated with KPMG International Cooperative ("KPMG International"), a Swiss entity. All rights reserved. Printed in the U.S.A. The KPMG name, logo and "cutting through complexity" are registered trademarks or trademarks of KPMG International. NDPPS 503835

The KPMG name, logo and "cutting through complexity" are registered trademarks or trademarks of KPMG International.

Designed by Evalueserve.

Publication name: KPMG Audit

Publication number: NDPPS 503835

Publication date: October 2015