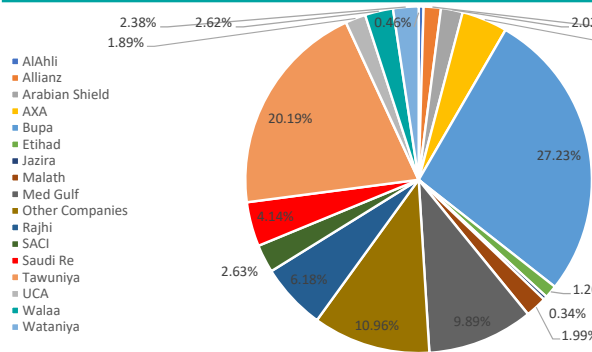


Q1 2020 Flash Report - KSA Insurance Industry

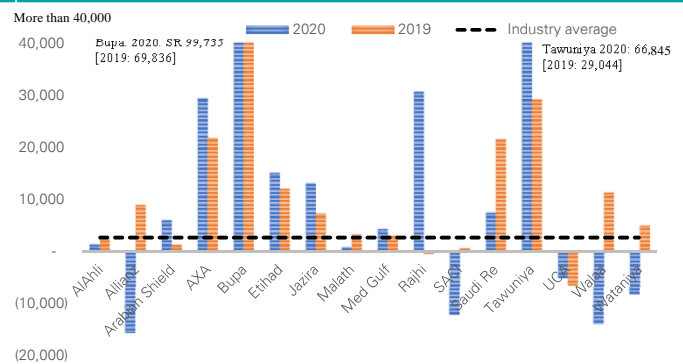
Insurance companies with total assets of more than SR 1 billion as of 31 March 2020 [Page 1/2]

August 2020

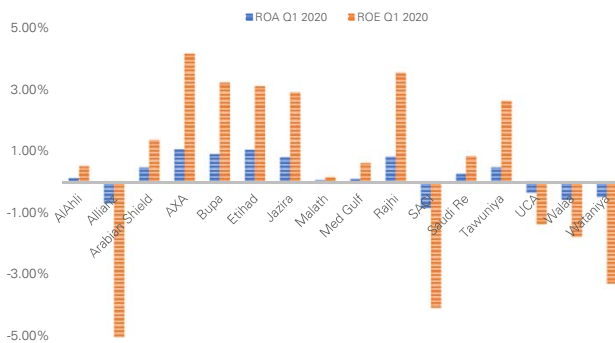
GWP Market Share Q1 2020 (All Companies)



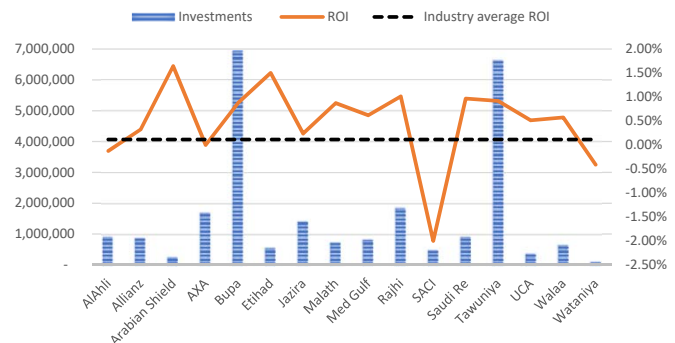
Net income – Q1 2020 & Q1 2019 (in SR '000)



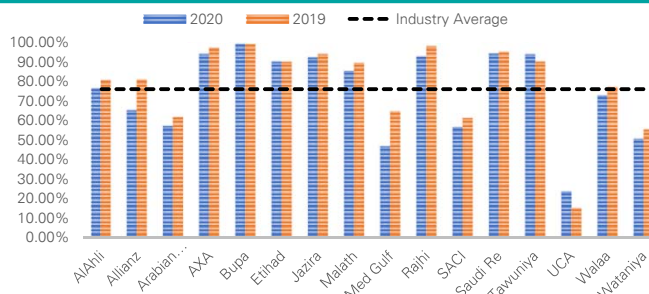
ROE* & ROA*



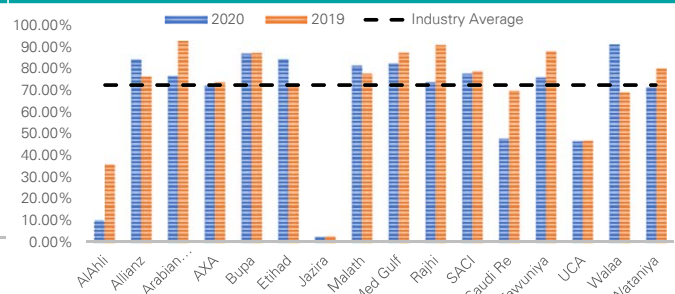
Investments (in SR '000) & ROI



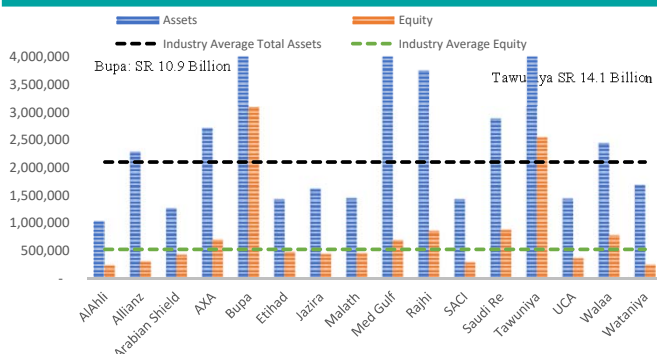
Premium Retention ratio* – Q1 2020 & Q1 2019



Loss ratio* - Q1 2020 & Q1 2019



Total Assets & Total Equity (in SR '000)



Share price* & P/E*



*PE ratio is calculated as the closing share price as of 31 March 2020 quoted on Tadawul divided by the EPS. ROE is the ratio of net income after zakat and income tax to total equity as of 31 March 2020. ROA is the ratio of net income after zakat and income tax to total assets as of 31 March 2020. Premium Retention Ratio is calculated netting reinsurance premium only from gross written premium. Loss ratio is calculated by dividing net claims incurred to net earned premium. ROI is the ratio of investment income to total investments as of 31 March 2020.

** Walaa financial numbers are based on its published financial statements for Q1 2020 which include its post merger consolidated results with Metlife AIG ANB Cooperative Insurance Company. Disclaimer: This report is solely for information purposes and prepared based on financial numbers as reported in the published financial statements of the respective insurance companies as available on Tadawul, while, the share price is based closing share price as of 31 March 2020 quoted on Tadawul. Accordingly, KPMG does not and shall not assume any responsibility for the information presented herein or the nature and extent of use of this report.

© 2020 KPMG Al Fozan & Partners Certified Public Accountants, a registered company in the Kingdom of Saudi Arabia, and a non-partner member firm of the KPMG network of independent firms affiliated with KPMG International Cooperative ("KPMG International"), a Swiss entity. All rights reserved.

For further information
please contact:



Khalil Ibrahim Al Sedals
Office Managing Partner - Riyadh
kalsedals@kpmg.com



Ovais Shahab
Head of Financial Services – KSA
oshahab@kpmg.com

Salman Chaudry
Director, Financial Services – KSA
schaudhry1@kpmg.com

Muhammad Moiz
Senior Manager, Assurance – KSA
mmuhammad@kpmg.com

Shahzaib Zia
Manager, Assurance – KSA
szia@kpmg.com

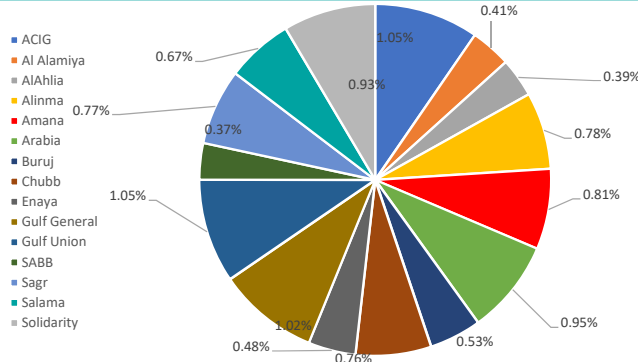


Q1 2020 Flash Report- KSA Insurance Industry

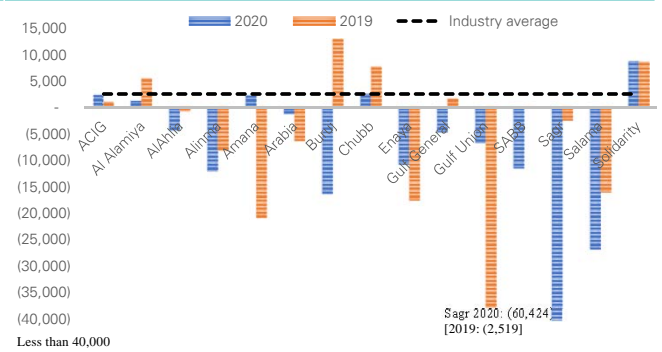
Insurance companies with total assets less than SR 1 billion as of 31 March 2020 [Page 2/2]

August 2020

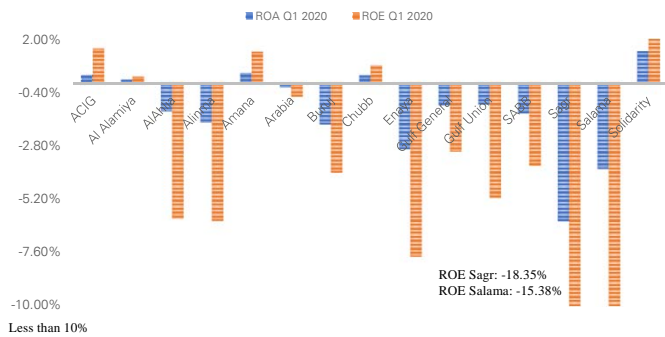
GWP split between other companies



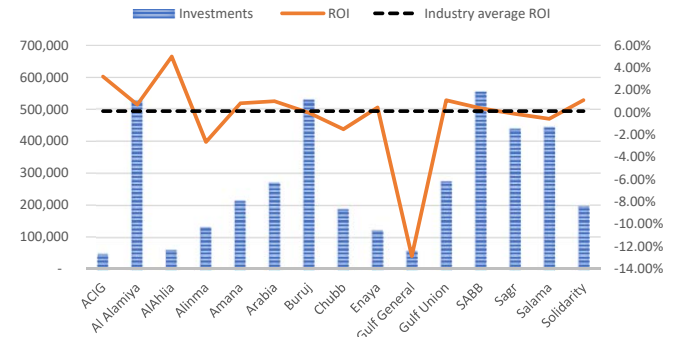
Net income – Q1 2020 & Q1 2019 (in SR '000)



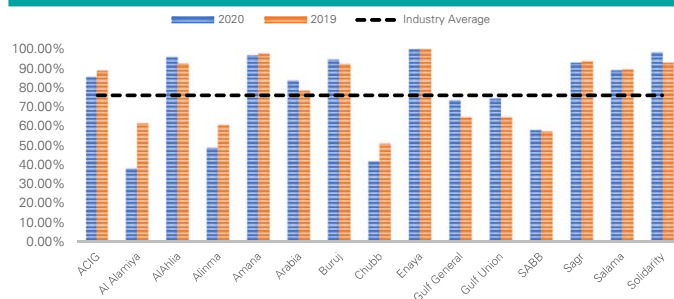
ROE* & ROA*



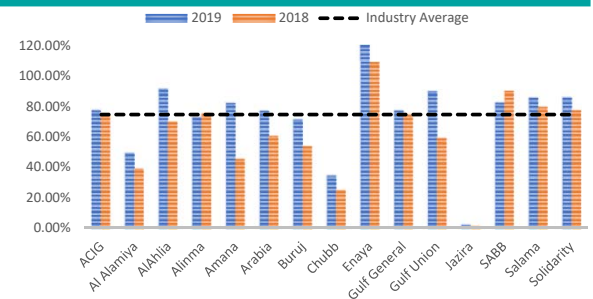
Investments (in SR '000) & ROI



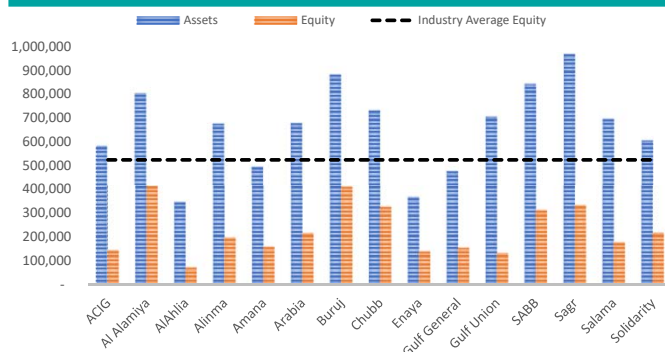
Premium Retention ratio* – Q1 2020 & Q1 2019



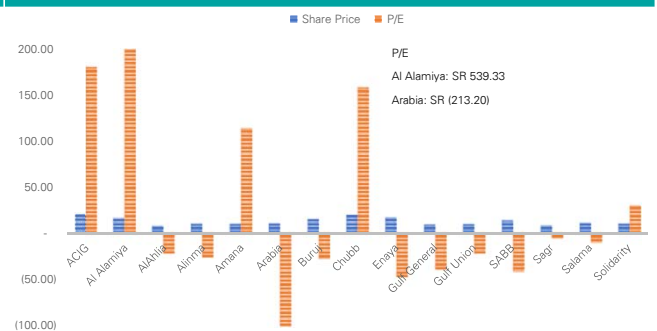
Loss ratio* - Q1 2020 & Q1 2019



Total Assets & Total Equity (in SR '000)



Share price* & P/E*



*PE ratio is calculated as the closing share price as of 31 March 2020 quoted on Tadawul divided by the EPS. ROE is the ratio of net income after zakat and income tax to total equity as of 31 March 2020. ROA is the ratio of net income after zakat and income tax to total assets as of 31 March 2020. Premium Retention Ratio is calculated netting reinsurance premium only from gross written premium. Loss ratio is calculated by dividing net claims incurred to net earned premium. ROI is the ratio of investment income to total investments as of 31 March 2020.

** Walaa financial numbers are based on its published financial statements for Q1 2020 which include its post merger consolidated results with Metlife AIG ANB Cooperative Insurance Company.

Disclaimer: This report is solely for information purposes and prepared based on financial numbers as reported in the published financial statements of the respective insurance companies as available on Tadawul, while, the share price is based closing share price as of 31 March 2020 quoted on Tadawul. Accordingly, KPMG does not and shall not assume any responsibility for the information presented herein or the nature and extent of use of this report.