




# Singapore Illustrative Financial Statements 2022



# About KPMG

KPMG in Singapore is part of a global organisation of independent professional services firms providing Audit, Tax and Advisory services. We operate in 143 countries and territories with more than 265,000 partners and employees working in member firms around the world. Each KPMG firm is a legally distinct and separate entity and describes itself as such. KPMG International Limited is a private English company limited by guarantee. KPMG International Limited and its related entities do not provide services to clients.

## Why KPMG

### **Insightful**

We reveal unseen opportunity by bringing global expertise and innovative thinking to everything we do

### **Inclusive**

We bring together diverse perspectives and skills, because this leads to deeper insights and greater outcomes

### **Passionate**

We're driven by a desire to help people realise opportunities and earn the trust of our stakeholders

### **Outcomes-driven**

We work shoulder to shoulder with our clients to help them achieve better outcomes



# About Singapore Illustrative Financial Statements 2022

This publication is produced by KPMG in Singapore, and the views expressed herein are those of KPMG in Singapore.

This publication is intended to help entities in preparing and presenting financial statements in accordance with Singapore Financial Reporting Standards (International) (SFRS(I)). It illustrates one possible format, based on a fictitious multinational corporation incorporated in Singapore and listed on the SGX. This fictitious corporation has been applying SFRS(I) for some time – i.e. it is not a first-time adopter of SFRS(I). For more information on adopting SFRS(I) for the first time, see *Insights into IFRS: KPMG's practical guide to IFRS Standards (19<sup>th</sup> Edition 2022/23)* (Insights into IFRS) Chapter 6.1.

## Climate change and financial reporting

All entities are facing climate-related risks and opportunities and are making strategic decisions in response – including around their transition to a low-carbon economy. These climate-related risks and strategic decisions could impact their financial statements – and KPIs. For an illustration of the climate change impact on the financial statements of the Group related to biological assets, see [note 6](#), and related to emissions schemes, see [notes 3.5, 3.13, 3.15, 5, 19, and 20](#). For additional illustrations of disclosures related to climate-related matters such as sustainability bonds, carbon taxes, climate-related governmental grants see our Climate Risks Financial Reporting Supplement in Appendix VI.

Our [Climate change financial reporting resource centre](#) provides FAQs to help entities identify the potential financial statement impacts for their business.

Also, the International Sustainability Standards Board (ISSB™) has published a proposed climate-related disclosures standard. For more on this and related developments, see our [sustainability reporting web page](#).

## What else is new in 2022?

Appendix IV provides a comprehensive list of all the new standards and amendments, distinguishing between those that are effective for an entity with an annual period beginning on 1 January 2022 and those with a later effective date. Appendix IV also provides an overview of these new requirements, with cross-references to the related example disclosures and sources of relevant KPMG guidance where appropriate.

The Group applied Amendments to SFRS(I) 1-37: *Onerous Contracts – Cost of Fulfilling a Contract* for the first time in 2022. See [note 2.5\(ii\)](#) and Appendix I-H for illustrations of disclosures to explain the nature and effect of the change related to onerous contracts in the first year of application of the amendments.

The Group does not have any COVID-19-related rent concessions and therefore the requirements under Amendment to SFRS(I) 16: *COVID-19-Related Rent Concessions beyond 30 June 2021*, which are effective for annual periods beginning after 1 April 2021, are not illustrated in this publication. For an illustrative example of disclosures on COVID-19-related rent concessions, see Section 5 of [Guide to annual financial statements - COVID-19 supplement](#) (September 2020).

The Group has no transactions that are affected by the other newly effective standards and amendments.

In April 2022, the IFRS Interpretations Committee published the agenda decision ***Demand Deposits with Restrictions on Use arising from a Contract with a Third Party***. The Committee discussed whether a demand deposit that is subject to contractual restrictions on use agreed with a third party meets the definition of cash under IAS 7 Statement of Cash Flows. In addition, the Committee discussed the presentation and disclosure considerations for the deposit. See [note 14](#) and [note 22](#) for an illustration of disclosures related to a demand deposit subject to third party restrictions. SFRS(I) 1-7 *Statement of Cash Flows* is the equivalent of IAS 7.

Although it is not specifically required by SFRS(I) 1-12 *Income Taxes*, entities that expect to be subject to the emerging international tax reforms to introduce a **global minimum tax rate of 15 percent** may determine that disclosing information about the expected future impacts is relevant to a user's understanding of the entity's financial position and financial performance. This reform is one of the two pillars in a political agreement on Base Erosion and Profit: Shifting (BEPS) reached in October 2021, and endorsed by 137 countries including Singapore. In December 2021, the Organisation for Economic Co-operation and Development (OECD) released a draft legislative framework, followed by detailed guidance released in March 2022, that is expected to be used by individual countries that signed up for the October 2021 agreement to implement. In Singapore, the Ministry of Finance shared in the February 2022 Budget speech that Singapore would consider introducing the Global anti-base erosion (GloBE) rules and the Domestic Minimum Top-up Tax, but no timeline for implementation has been indicated. Consultation and drafted legislation are underway and expected to be ready for public consultation towards the end of 2022. See [note 28](#) for an illustration of disclosure to explain the potential impact. For further information, see our [web article: Global minimum top-up tax under BEPS 2.0](#).

Significant changes following consequential amendments from adopting the amendments, or the presentation and disclosure of financial information in this publication are highlighted by a thick-line border running down the right margin of the content.

## Financial reporting in uncertain times

Many entities are likely to be facing challenges in these uncertain times. External events such as COVID-19, natural disasters and geopolitical events such as the Ukraine–Russia conflict and inflation are just a few of the major global issues driving global economic uncertainty today. This evolving uncertainty creates a variety of issues and risks, including changes in consumer demand, disrupted supply chains, staff shortages, increased market volatility and changes to the way entities operate. It also creates the potential for additional accounting and disclosure implications.

This guide does not illustrate the potential impacts of external events on the financial statements of the hypothetical entity.

Depending on the industry and economic environment in which an entity operates, there may be various external events that affect the recognition and measurement of its assets and liabilities, income and expenses. Also, as a consequence of these events, entities may be facing going concern difficulties due to liquidity pressures.

Preparers should carefully evaluate and consider the impact of external events on their 2022 financial reporting and provide relevant entity-specific disclosures.

Our [Uncertain times financial reporting resource centre](#) provides some FAQs to help entities to identify potential financial statement impacts on the business. For COVID-19 related resources, refer to the [COVID-19 supplement](#), [COVID-19 financial reporting resource centre](#), ISCA's [COVID-19 Technical FAQs](#) and ACRA's [Financial Reporting Practice Guidance](#) for additional relevant guidance on the financial reporting impact of the pandemic.

## Standards covered

This publication reflects SFRS(I)s that have been issued as at 30 September 2022 and that are required to be applied by an entity with an annual reporting period beginning on 1 January 2022 ('currently effective requirements'). The early adoption of SFRS(I)s that are effective for annual reporting periods beginning after 1 January 2022 ('forthcoming requirements') has not been illustrated.

This publication does not illustrate the requirements of SFRS(I) 1 *First-time Adoption of Singapore Financial Reporting Standards (International)*, SFRS(I) 4 *Insurance Contracts*, SFRS(I) 6 *Exploration for and Evaluation of Mineral Resources*, SFRS(I) 14 *Regulatory Deferral Accounts*, SFRS(I) 1-26 *Accounting and Reporting by Retirement Benefit Plans*, SFRS(I) 1-29 *Financial Reporting in Hyperinflationary Economies* and SFRS(I) 1-34 *Interim Financial Reporting*. SFRS(I) 1-34 requirements are illustrated in our [Guide to condensed interim financial statements – Illustrative disclosures](#) (March 2022), that has been prepared based on IAS 34 requirements. For further guidance on SFRS(I) 1-34 Interim Financial Reporting and compliance with the SGX Listing Rule 705(3A), preparers may refer to ISCA's [financial reporting guidance](#) and [illustrative condensed financial statements](#).

In addition, SFRS(I) and its interpretation change over time. Accordingly, this publication should not be used as a substitute for referring to the accounting standards and other relevant interpretative guidance.

## Need for judgement

This publication focuses on compliance with SFRS(I). Although it is not exhaustive, this publication illustrates the disclosures required by SFRS(I) for a hypothetical corporation; for illustrative purposes and, as such, the disclosures here are generally presented without regard to materiality. The information contained herein is of a general nature and is not intended to address the circumstances of any particular entity.

This publication should not be used as a boiler plate template. The preparation and presentation of financial statements require the preparer to exercise judgement, e.g. in terms of the choice of accounting policies, the ordering of notes to the financial statements, how the disclosures should be tailored to reflect the reporting entity's specific circumstances, and the relevance of disclosures considering the needs of the users.

## Materiality

Materiality is relevant to the presentation and disclosure of the items in the financial statements. Preparers need to consider whether the financial statements include all of the information that is relevant to understanding an entity's financial position at the reporting date and its financial performance during the reporting period. Preparers also need to take care not to reduce the understandability of their financial statements by obscuring material information with immaterial information or by aggregating material information that is different by nature or function. Individual disclosures that are not material to the financial statements do not have to be presented – even if they are a minimum requirement of a standard.

Preparers need to consider the appropriate level of disclosure based on materiality for the reporting period. Specific guidance on materiality and its application to the financial statements is included in paragraphs 29 - 31 of SFRS(I) 1-1 *Presentation of Financial Statements*. Preparers may also consider SFRS(I) Practice Statement 2 *Making Materiality Judgements*, which provides guidance on applying materiality in the preparation of financial statements.

## Remember the bigger picture

Financial reporting is not just about technical compliance, but also effective communication. Investors continue to ask for a step-up in the quality of business reporting, so preparers should be careful not to become buried in compliance to the exclusion of relevance. In preparing their financial statements, entities need to focus on improving their communication by reporting financial information in a meaningful way. Entities may also consider innovating their financial statement presentation and disclosure in the broader context of better business reporting. For more information, see our [Better business reporting](#) website.

## Reporting date

A number of terms are used, either in SFRS(I) or in practice, to describe the end of an entity's financial year, including 'reporting date', 'end of the reporting period', 'statement of financial position date', 'year-end' and 'financial year end'. Generally, these terms are used interchangeably and have the same meaning.

The annual reporting date may change only in certain circumstances and must be notified to or approved by the Registrar of Companies. If the annual reporting date does change, then the financial statements for that period will cover either more or less than 12 months. In this case, the entity discloses the reason for the change and the fact that the information is not fully comparable.

## References and abbreviations

The illustrative financial statements are presented on the odd-numbered pages while the explanatory comments and notes on the disclosure requirements of SFRS(I) are on the even-numbered pages. The illustrative examples, together with the explanatory notes, however, are not intended to be seen as a complete and exhaustive summary of all disclosure requirements that are applicable under SFRS(I).

For an overview of all disclosure requirements that may be applicable under SFRS(I), see [Guide to annual financial statements - Disclosure Checklist](#) that has been prepared based on the disclosure requirements of IFRS. The differences between SFRS(I) and IFRS are set out in Appendix V.

To the left of each item disclosed, references are made to the provisions in the Companies Act 1967, SFRS(I) and interpretations, and the SGX Listing Manual that require or recommend the disclosures. Examples of references used in this publication are:

S201(10):.....refers to Section 201(10) of the Companies Act 1967  
12<sup>th</sup> Sch:.....refers to Twelfth Schedule of the Companies Act 1967  
5.40:.....refers to paragraph 40 of Singapore Financial Reporting Standard (International) (SFRS(I)) 5  
1-8.28:.....refers to paragraph 28 of SFRS(I) 1-8  
7.IG19:.....refers to paragraph 19 of the Implementation Guidance accompanying SFRS(I) 7  
INT 17.15:.....refers to paragraph 15 of the SFRS(I) Interpretation (SFRS(I) INT) 17  
INT 1-15.5:.....refers to paragraph 5 of the SFRS(I) INT 1-15  
IFRS 15.BC367:.....refers to paragraph 367 of the Basis for Conclusions accompanying International Financial Reporting Standard (IFRS) 15  
SGX 1207(3):.....refers to Rule 1207(3) of the SGX Listing Manual  
CP:.....refers to current practice or best practice  
IU 03-11:.....refers to IFRIC Update March 2011  
Insights 2.3.60.10:.....refers to paragraph 2.3.60.10 of Insights into IFRS 19th Edition 2022/2023

The following abbreviations are used often in this publication:

CGU:.....Cash-generating unit  
EBITDA:.....Earnings before interest, tax, depreciation and amortisation  
ECL:.....Expected credit loss  
FVOCI:.....Fair value through other comprehensive income  
FVTPL:.....Fair value through profit or loss  
NCI:.....Non-controlling interests  
Notes:.....Notes to the financial statements  
OCI:.....Other comprehensive income

# Contents

	Page		Page
<b>Financial statements</b>			
Statements of financial position	8	II Directors' statement	401
Consolidated statement of profit or loss and consolidated statement of comprehensive income (two-statement approach)	12	III Currently effective requirements	410
Consolidated statement of changes in equity	16	IV New standards or amendments for 2022 and forthcoming requirements	413
Consolidated statement of cash flows	26	V Differences between SFRS(I) and IFRS as at 30 September 2022	421
Notes to the financial statements	30	VI Example disclosures of climate risk in the financial statements	422
Supplementary information – Examples of SGX Listing Manual disclosure requirements	357		
<b>Appendices</b>			
I Additional illustrative disclosures	363		
A. Consolidated statement of profit or loss and other comprehensive income (one-statement approach)	363		
B. Consolidated statement of profit or loss (presenting analysis of expenses by nature)	367		
C. Consolidated statement of changes in equity (with changes in OCI items presented in the notes)	371		
D. Consolidated statement of cash flows (direct method)	381		
E. Example disclosures for entities that require going concern disclosures	383		
F. Example disclosures for government-related entities under SFRS(I) 1-24 <i>Related Party Disclosures</i>	385		
G. Example disclosures for application of definition of a business: real estate entities	389		
H. Example disclosures for entities upon adoption of amendments to SFRS(I) 1-37	395		

# Contents (continued)

	Page		Page
<b>Notes</b>		<b>Notes (continued)</b>	
1. Domicile and activities	30	12. Inventories	147
2. Basis of preparation	30	13. Trade and other receivables	149
2.1 Statement of compliance	30	14. Cash and cash equivalents	151
2.2 Basis of measurement	30	15. Capital and reserves	151
2.3 Functional and presentation currency	30	16. Loans and borrowings	159
2.4 Use of estimates and judgements	30	17. Employee benefits	173
2.5 Changes in accounting policies	34	18. Share-based payment arrangements	181
3. Significant accounting policies	41	19. Deferred income	187
3.1 Basis of consolidation	41	20. Provisions	189
3.2 Foreign currency	47	21. Trade and other payables, including	
3.3 Financial instruments	49	derivatives	193
3.4 Property, plant and equipment	65	22. Financial instruments	195
3.5 Intangible assets and goodwill	69	23. Revenue	281
3.6 Biological assets	71	24. Other income	299
3.7 Investment property	71	25. Other expenses	299
3.8 Leases	73	26. Finance income and finance costs	299
3.9 Inventories	77	27. Profit for the year	301
3.10 Impairment	77	28. Tax expense	301
3.11 Non-current assets held for sale or		29. Discontinued operation	305
distribution	83	30. Earnings per share	309
3.12 Employee benefits	83	31. Operating segments	313
3.13 Provisions	87	32. Acquisitions of subsidiary and	
3.14 Revenue	89	non-controlling interests	323
3.15 Deferred income	91	33. Leases	329
3.16 Finance income and finance costs	91	34. Commitments	335
3.17 Income tax	93	35. Contingencies	337
3.18 Discontinued operations	95	36. Related parties	337
3.19 Earnings per share	95	37. Subsidiaries	343
3.20 Segment reporting	97	38. Non-controlling interests	345
3.21 Operating profit	97	39. Involvement with unconsolidated	
3.22 New standards and interpretations		structured entities	349
not adopted	97	40. Service concession arrangement	349
4. Property, plant and equipment	99	41. Subsequent events	353
5. Intangible assets and goodwill	105	42. New standards and interpretations not adopted	353
6. Biological assets	115		
7. Investment property	123		
8. Equity accounted investees	127		
9. Other investments, including			
derivatives	135		
10. Deferred tax assets and liabilities	137		
11. Disposal group held for sale	145		

This page has been left blank intentionally.



**Note Reference Explanatory note**

<b>1.</b>	<i>1-1.10</i>	In these illustrative financial statements, the titles of the statements are consistent with the titles used in SFRS(I) 1-1. However, these terms are not mandatory and different titles are permitted, as long as the meaning is clear and they are not misleading.
<b>2.</b>	<i>1-1.55, 58</i>	Additional line items, headings and subtotals are presented separately in the statement of financial position when such presentation is relevant to an understanding of the entity's financial position. The judgement used is based on an assessment of the nature and liquidity of the assets, the function of assets within the entity, as well as the amounts, nature and timing of liabilities. Additional line items may include, for example, subsidiaries, prepayments, employee benefits, contract assets/contract liabilities, contract cost, bank overdraft, retained earnings and deferred income as illustrated here.
<b>3.</b>	<i>1-1.10(f), 38C-D, 40A</i>	<p>The third statement of financial position is required only if a retrospective change in accounting policy, a retrospective correction of an error or a reclassification that has a material effect on the information in the statement of financial position. Except for the disclosures required under SFRS(I) 1-8, notes related to the third statement of financial position are not required. The third statement of financial position to be presented is that at the beginning of the <i>preceding</i> period, rather than at the beginning of the <i>earliest</i> comparative period presented.</p> <p>The Group has labelled the restated comparative information with the heading 'restated'. In our view, this is necessary to highlight the fact that the comparative financial statements are not the same as the financial statements previously published. This issue is discussed in <a href="#">Insights into IFRS (2.8.50.110)</a>.</p>
<b>4.</b>	<i>S201(5)</i>	Only the statement of financial position of the Company is required to be presented with the consolidated financial statements.
<b>5.</b>	<i>16.47(a), 48</i>	The Group has presented right-of-use assets that do not meet the definition of investment property within 'property, plant and equipment' – i.e. the same line item in which it presents underlying assets of the same nature that it owns. Alternatively, an entity may choose to present right-of-use assets separately in the statement of financial position. Right-of-use assets that meet the definition of investment property are presented within 'investment property'.
<b>6.</b>		See explanatory note 4 of page 9.
<b>7.</b>	<i>1-12.74</i>	<p>Deferred tax liabilities and assets are offset if the entity has a legally enforceable right to offset current tax liabilities and assets (see explanatory note 10 below), and the deferred tax liabilities and assets relate to income taxes levied by the same tax authority on either:</p> <ul style="list-style-type: none"> <li>the same taxable entity; or</li> <li>different taxable entities which intend either to settle current tax liabilities and assets on a net basis, or to realise the assets and settle the liabilities simultaneously, in each future period in which significant amounts of deferred tax liabilities or assets are expected to be settled or recovered.</li> </ul>
<b>8.</b>	<i>IFRS 15.BC301</i>	An asset arising from the costs of obtaining a contract is presented separately from the contract asset or liability.
<b>9.</b>		See explanatory note 6 on page 9.
<b>10.</b>	<i>1-12.71</i>	An entity offsets current tax assets and current tax liabilities only if it has a legally enforceable right to set off the recognised amounts, and intends to realise the asset and settle the liability on a net basis or simultaneously.
<b>11.</b>	<i>15.B21, IFRS 15.BC367</i>	SFRS(I) 15 <i>Revenue from Contracts with Customers</i> and other standards do not specify where assets for rights to recover products from customers with regards to sales with a right of return should be presented. The Group has included the assets in 'Inventories' and disclosed them separately in the notes.
<b>12.</b>		See explanatory note 10 on page 9.
<b>13.</b>		See explanatory note 11 on page 9.
<b>14.</b>	<i>1-1.66</i>	The Group has classified certain intangible assets (emissions certificates) and prepayments (relating to the purchase of inventories) as current because they are expected to be realised within 12 months of the reporting date. An entity needs to apply the requirements in SFRS(I) 1-1 in determining whether to classify intangible assets as current or non-current. The issue is discussed in <a href="#">Insights into IFRS (3.1.30)</a> .

Reference

# Statements of financial position<sup>1,2</sup>

S201(5), 1-1.10(a),  
10(ea)-(f), 29, 38,  
38A, 40A-40B,  
54-55

As at 31 December 2022

1-1.113	Note	Group			Company <sup>4</sup>	
		2022 \$'000	2021 \$'000 Restated*	1 Jan 2021 <sup>3</sup> \$'000 Restated*	2022 \$'000	2021 \$'000
		<b>Assets</b>				
1-1.54(a)	4	19,117	33,230	37,118	5,816	5,618
1-1.54(c)	5	5,711	4,541	5,329	-	-
1-1.54(f)	6	4,970	6,671	6,279	-	-
1-1.54(b)	7	2,220	1,200	1,100	-	-
1-1.55	37	-	-	-	7,537	4,950
1-1.54(e)	8	7,180	3,638	2,930	-	300
1-1.54(d)						
	9	3,631	3,525	3,270	3,512	3,390
1-1.54(o), 56	10	-	1,355	1,907	-	-
1-1.54(h)	13	213	-	-	-	-
1-1.55	17	635	731	530	-	-
1-1.55	23	86	199	134	-	-
1-1.60		<b>Non-current assets<sup>9</sup></b>	<b>43,763</b>	<b>55,090</b>	<b>16,865</b>	<b>14,258</b>
1-1.54(c)	5	115	120	100	-	-
1-1.54(f)	6	135	105	234	-	-
1-1.54(d)						
	9	662	1,032	821	317	564
1-1.54(n)		-	228	-	-	-
1-1.54(g)	12	9,881	11,920	12,582	4,694	5,751
1-1.55	23	348	280	259	-	-
1-1.54(h)	13	16,213	17,719	16,220	20,698	13,219
1-1.55		530	1,402	895	274	975
1-1.54(i)	14	1,505	1,850	2,529	738	829
		29,389	34,656	33,640	26,721	21,338
5.38, 40, 1-1.54(j)	11	14,410	-	-	-	-
1-1.60		<b>Current assets<sup>9</sup></b>	<b>43,799</b>	<b>33,640</b>	<b>26,721</b>	<b>21,338</b>
		<b>Total assets</b>	<b>87,562</b>	<b>92,237</b>	<b>43,586</b>	<b>35,596</b>

The accompanying notes form an integral part of these financial statements.

Note Reference Explanatory note

1.		See explanatory note 4 on page 7.
2.	16.47(b)	The Group has presented lease liabilities within 'loans and borrowings'. Alternatively, an entity (a lessee) may choose to present lease liabilities separately from other liabilities in the statement of financial position.
3.		See explanatory note 2 on page 7.
4.		In our view, derivative assets and liabilities should be presented as separate line items in the statement of financial position if they are significant. If derivative instruments are not significant, then they may be included within other financial assets and other financial liabilities, respectively, with additional details disclosed in the notes. This issue is discussed in <a href="#">Insights into IFRS (7.10.40.50)</a> .
5.		See explanatory note 7 on page 7.
6.	1-1.60, 61	<p>The Group has made a current/non-current distinction in the statement of financial position. An entity may present its assets and liabilities broadly in order of liquidity if such a presentation provides information that is reliable and more relevant. Our publication <a href="#">Guide to annual financial statements – Illustrative disclosures for banks</a> (December 2021) provides an example presentation of assets and liabilities in order of liquidity.</p> <p>Whichever method of presentation is adopted, for each asset and liability line item that combines amounts expected to be recovered or settled within (1) no more than 12 months after the reporting date, and (2) more than 12 months after the reporting date, an entity discloses in the notes the amount expected to be recovered or settled after more than 12 months.</p>
7.		See explanatory note 10 on page 7.
8.	15.55	The Group has presented its refund liabilities as 'trade and other payables'. The Group's returns policy offers only an exchange for another good – i.e. the Group does not offer a cash refund. Therefore, refund liabilities do not meet the definition of a financial liability in SFRS(I) 1-32. If a refund liability or a liability related to a repurchase agreement meets the definition of a financial liability in SFRS(I) 1-32, then it is subject to the disclosure requirements in SFRS(I) 7.
9.	IU 12-20	The Group has presented amounts owed for the purchase of goods or services but related to reverse factoring within 'trade and other payables' because it considers that the nature or function of the financial liability is not different from other trade payables and does not warrant a separate presentation on the face of the statement of financial position. In our view, regardless of whether the original trade payable is derecognised, an entity should consider the appropriate presentation of amounts related to reverse factoring arrangements in the statement of financial position. The Group has disclosed those amounts separately in the notes. See note 21. This issue is discussed in <a href="#">Insights into IFRS (3.1.10.30 and 7.10.35.70–100)</a> .
10.	1-1.54, 55, 15.105, 109, A  IFRS 15.BC320-321	<p>Although it is not specifically required, the Group has presented in the statement of financial position line items related to contract assets and contract liabilities.</p> <p>For further guidance on applying the requirements in SFRS(I) 1-1 for classification of contract assets and contract liabilities as current or non-current, see <a href="#">Insights into IFRS (4.2.510)</a>. Although this guide uses the terms 'contract assets' and 'contract liabilities', an entity may also use other terms.</p>
11.	5.40  1-1.66, 5.3, IFRS 5.BC9-10	<p>Comparatives are not restated to reflect classification as held for sale or distribution at the end of the reporting date.</p> <p>Non-current assets and assets of disposal groups classified as held for sale or held for distribution are classified as current in the statement of financial position. In our view, liabilities of such disposal groups should also be classified as current in the statement of financial position. Consequently, it would not generally be appropriate to present a three-column statement of financial position with the headings 'Assets/Liabilities not for sale', 'Assets/Liabilities held for sale' and 'Total' with the assets and liabilities held for sale or distribution included in non-current line items. This issue is discussed in <a href="#">Insights into IFRS (5.4.110.30)</a>.</p>

Reference

# Statements of financial position (continued)

S201(5), 1-1.10(a),  
10(ea)-(f), 29, 38,  
38A, 40A-40B,  
54-55

As at 31 December 2022

Reference	Note	Group			Company <sup>1</sup>	
		2022 \$'000	2021 \$'000 Restated*	1 Jan 2021 \$'000 Restated*	2022 \$'000	2021 \$'000
		<b>Equity</b>				
1-1.113						
1-1.54(r), 78(e)	15	19,737	18,050	18,050	19,737	18,050
1-1.54(r), 78(e)	15	1,413	660	526	31	(200)
1-1.55, 78(e)		8,188	13,751	10,305	5,633	5,525
		<b>Equity attributable to owners of the Company</b>				
		29,338	32,461	28,881	25,401	23,375
1-1.54(q)	38	1,512	802	601	-	-
		<b>Total equity</b>				
		30,850	33,263	29,482	25,401	23,375
		<b>Liabilities</b>				
1-1.54(m)	16	22,191	20,234	27,647	11,708	5,144
1-1.55, 78(d)	17	962	825	790	-	-
1-1.54(k)						
	21	290	5	5	-	-
1-1.55, 1-20.24	19	1,462	1,613	-	-	-
1-1.54(l)	20	1,010	140	682	70	60
1-1.54(o), 56	10	2,239	1,541	1,436	1,285	819
1-1.60		<b>Non-current liabilities<sup>6</sup></b>				
		28,154	24,358	30,560	13,063	6,023
1-1.55	14	333	282	303	-	-
1-1.54(m)	16	2,449	5,780	3,062	51	1,000
1-1.54(n)		762	-	25	-	-
1-1.55, 78(d)	17	20	16	14	-	-
1-1.54(k)						
	21	19,784	24,370	27,305	4,943	5,104
1-1.55	23	140	17	20	-	-
1-1.54(l)	20	660	1,660	1,466	128	94
		24,148	32,125	32,195	5,122	6,198
5.38, 40, 1-1.54(p)						
	11	4,410	-	-	-	-
1-1.60		<b>Current liabilities<sup>6</sup></b>				
		28,558	32,125	32,195	5,122	6,198
		<b>Total liabilities</b>				
		56,712	56,483	62,755	18,185	12,221
		<b>Total equity and liabilities</b>				
		87,562	89,746	92,237	43,586	35,596

\* See note 2.5.

The accompanying notes form an integral part of these financial statements.



**Note Reference Explanatory note**

<b>1.</b>		See explanatory note 2 on page 13.
<b>2.</b>	<i>1-1.99-100</i>	The Group has elected to analyse expenses recognised in profit or loss based on functions within the Group. Alternatively, an entity may present the analysis based on nature if this presentation provides information that is reliable and more relevant. The analysis may also be presented in the notes. For an illustration of the presentation of the analysis based on nature; see Appendix I-B.
<b>3.</b>	<i>1-1.82</i>	SFRS(I) 1-1 requires the separate presentation of specific line items in the statement of profit or loss. The Group has not presented certain line items because during the reporting period it did not have events or transactions to be reflected in those line items. See explanatory notes 4 and 5 below for specific considerations related to separate presentation of line items in the statement of profit or loss.
<b>4.</b>	<i>15.113, 1-1.29, 30, 85</i>	In our view, an entity is not required to present revenue from contracts with customers as a separate line item in the statement of profit or loss and may aggregate it with other types of revenue considering the requirements in SFRS(I) 1-1. However, in providing a separate disclosure of revenue from contracts with customers – either in the notes or in the statement of profit or loss – we believe that an entity should not include amounts that do not fall in the scope of SFRS(I) 15. This issue is discussed in <a href="#">Insights into IFRS (4.2.560.25)</a> .
<b>5.</b>	<i>1-1.82(a)</i>	The Group has presented interest income on financial assets that are subsequently measured at amortised cost or FVOCI as part of ‘finance income’ because it does not consider it as part of its revenue-generating activities. If the interest income, calculated using the effective interest method, constituted revenue, then the entity would be required to separately present that income as interest revenue in the statement of profit or loss. In our view, an entity may present interest income from other financial assets in another revenue line item if it arises in the course of the entity’s ordinary activities. This issue is discussed in <a href="#">Insights into IFRS (7.10.70.20)</a> .
<b>6.</b>	<i>1-1.82(ba), 85, 31, 97, 99</i>	An entity that presents the analysis of expenses by function or by nature in the statement of profit or loss may face challenges in determining how this presentation interacts with the specific requirements to present the effect of some events or circumstances as a single amount in the statement of profit or loss – e.g. impairment losses determined under SFRS(I) 9.5.5. The Group has applied judgement in determining an appropriate presentation and disaggregated the impairment loss amount into: <ul style="list-style-type: none"> <li>• impairment related to trade receivables and other receivable including contract assets, which is presented separately in the statement of profit or loss. and</li> <li>• impairment related to debt investments, which is not presented separately but included under ‘finance costs’ due to materiality consideration.</li> </ul> The Group believes that this presentation is relevant to an understanding of its financial performance. This issue is discussed in <a href="#">Insights into IFRS (4.1.20.40)</a> .
<b>7.</b>	<i>1-1.85, IAS 1.BC55-56</i>	The Group has presented a subtotal of ‘results from operating activities’. When an entity presents results from operating activities, it ensures that the amount disclosed is representative of activities that would normally be regarded as ‘operating’, and it would be inappropriate to exclude items clearly related to operations.
<b>8.</b>	<i>1-1.82(b), 16.49, 7.1G13</i>	The Group has presented interest expense on the lease liability separately from the depreciation charge for the right-of-use asset. Interest expense on the lease liability is a component of finance costs, which are presented separately in the statement of profit or loss.
<b>9.</b>	<i>1-1.82(ea), 5.33(a), (b)</i>	The Group has elected to disclose a single amount of post-tax profit or loss of discontinued operations in the statement of profit or loss, and has analysed that single amount into revenue, expenses and the pre-tax profit or loss in the notes. Alternatively, an entity may present the analysis in the statement.
<b>10.</b>	<i>1-33.73</i>	Earnings per share based on alternative measures of earnings may also be given if considered necessary, but should be presented in the notes to the financial statements only and not in the statement of profit or loss. This issue is discussed in <a href="#">Insights into IFRS (5.3.560.50)</a> .
<b>11.</b>	<i>1-33.67, 69</i>	Basic and diluted earnings per share are presented even if the amounts are negative (a loss per share). Diluted earnings per share is also presented even if it equals basic earnings per share and this may be accomplished by the presentation of basic and diluted earnings per share in one line item. This issue is discussed in <a href="#">Insights into IFRS (5.3.560.30)</a> .

Reference

# Consolidated statement of profit or loss<sup>1,2,3</sup>

S201(5), 1-1.10(b),  
10A, 29, 38-38A,  
81A-82, 85  
1-1.113

Year ended 31 December 2022

		Note	2022 \$'000	2021 \$'000 Restated*
	<b>Continuing operations</b>			
1-1.82(a)	Revenue <sup>4, 5</sup>	23	100,160	96,636
1-1.99, 103	Cost of sales		(55,592)	(56,186)
1-1.103	<b>Gross profit</b>		44,568	40,450
INT 17.15	Gain on distribution to owners of the Company	15	2,556	-
1-1.85	Other income	24	1,021	194
1-1.99, 103	Selling and distribution expenses		(17,983)	(18,012)
1-1.99, 103	Administrative expenses		(17,143)	(15,269)
1-1.99, 103, 1-38.126	Research and development expenses		(1,109)	(697)
1-1.82(ba)	Impairment loss on trade receivables and contract assets <sup>6</sup>		(150)	(30)
1-1.99, 103	Other expenses	25	(826)	-
1-1.5	<b>Results from operating activities<sup>7</sup></b>		10,934	6,636
1-1.82(a), 85	Finance income <sup>5</sup>	26	1,029	493
1-1.82(b)	Finance costs <sup>8</sup>	26	(1,575)	(1,659)
1-1.85	<b>Net finance costs</b>		(546)	(1,166)
1-1.82(c)	Share of profit of equity-accounted investees (net of tax)	8	541	708
1-1.85	<b>Profit before tax</b>		10,929	6,178
1-1.82(d), 1-12.77	Tax expense	28	(3,371)	(1,800)
1-1.85	<b>Profit from continuing operations</b>		7,558	4,378
	<b>Discontinued operation</b>			
5.33(a), 1-1.82(ea)	Profit/(loss) from discontinued operation (net of tax) <sup>9</sup>	29	379	(422)
	<b>Profit for the year</b>	27	7,937	3,956
	<b>Profit attributable to:</b>			
1-1.81B(a)(ii)	Owners of the Company		7,413	3,737
1-1.81B(a)(i)	Non-controlling interests	38	524	219
	<b>Profit for the year</b>		7,937	3,956
	<b>Earnings per share<sup>10</sup></b>			
1-33.4	Basic earnings per share (dollars) <sup>11</sup>	30	2.25	1.07
1-33.66	Diluted earnings per share (dollars) <sup>11</sup>	30	2.11	1.07
	<b>Earnings per share - Continuing operations</b>			
1-33.66	Basic earnings per share (dollars) <sup>11</sup>	30	2.12	1.21
1-33.66	Diluted earnings per share (dollars) <sup>11</sup>	30	1.99	1.20

\* See notes 2.5, 4 and 29. The comparative information is restated on account of a change in accounting policy for investment property. Comparative information has also been re-presented due to a discontinued operation, and reclassified due to a change in the classification of certain depreciation expenses.

The accompanying notes form an integral part of these financial statements.

Note Reference Explanatory note

1.		See explanatory note 1 on page 7.
2.	1-1.10A	The Group has elected to present comprehensive income using a ‘two-statement’ approach (consisting of a separate income statement displaying profit or loss and a second statement displaying the components of OCI), and has analysed expenses based on functions within the Group. Alternatively, an entity may present the analysis based on nature if this presentation provides information that is reliable and more relevant. The analysis may also be presented in the notes. The alternative ‘one-statement’ approach and the statement of profit or loss presenting analysis of expenses based on their nature are illustrated in Appendix I-A and Appendix I-B respectively.
3.	1-1.82A	An entity is required to present items of OCI, classified by nature (including share of OCI of equity-accounted investees), separately: <ul style="list-style-type: none"> <li>• those that may be reclassified to profit or loss in the future if certain conditions are met; and</li> <li>• those that would never be reclassified to profit or loss.</li> </ul>
4.	1-1.90-91	Individual components of OCI may be presented either net of related tax effects, or before related tax effects, with an aggregate amount presented for tax.  In these illustrative financial statements, we have illustrated the latter approach. Consequently, disclosures related to tax on each component of OCI are presented in the notes.
5.	9.6.5.11-15, 1-1.82A(a)	SFRS(I) 9 specifies whether and when amounts previously recognised in OCI are reclassified to profit or loss. However, in some circumstances it may be unclear at the time when a gain or loss is recognised in OCI whether it will subsequently be reclassified to profit or loss. For example, if an entity hedges a future purchase of a non-financial item, then the related hedging gains and losses will subsequently be included in the initial cost of the non-financial item and affect profit or loss when the non-financial item is disposed of or written down. Conversely, if the future hedged cash flows are no longer expected to occur or if a loss is no longer expected to be recoverable, then the hedging gains or losses will be reclassified to profit or loss. Accordingly, in our view gains or losses on cash flow hedges and costs of hedging relating to the future recognition of a non-financial asset or liability should be presented in OCI as items that may be subsequently reclassified to profit or loss when specific conditions are met. This issue is discussed in <a href="#">Insights into IFRS (7.10.90.35)</a> .
6.	1-1.92, 94	The Group has elected to present reclassification adjustments in the statement of comprehensive income. Alternatively, an entity may present these adjustments in the notes.

Reference

# Consolidated statement of comprehensive income<sup>1,2,3</sup>

S201(5), 1-1.10(b),  
10A, 29, 38-38A,  
81A, 81B, 82A, 85  
1-1.113

## Year ended 31 December 2022

	Note	2022 \$'000	2021 \$'000 Restated*
<b>Profit for the year</b>		7,937	3,956
<b>Other comprehensive income</b>			
<b>Items that will not be reclassified to profit or loss:</b>			
1-1.82A(a)(i) Revaluation of property, plant and equipment	4	200	-
1-1.85 Defined benefit plan remeasurements	17	72	(15)
7.20(a)(vii) Equity investments at FVOCI – net change in fair value		163	2
1-1.82A(b)(i) Share of net change in fair value of equity investments at FVOCI of equity-accounted investees		2	-
1-1.91(b) Related tax <sup>4</sup>	28	(144)	5
		293	(8)
<b>Items that are or may be reclassified subsequently to profit or loss:</b>			
1-1.82A(a)(ii) Net loss on hedge of net investment in foreign operation		(3)	(8)
1-1.85 Foreign currency translation differences - foreign operations		500	330
1-21.52(b) Foreign currency translation differences on loss of significant influence reclassified to profit or loss	32	(20)	-
1-1.82A(b)(ii) Share of foreign currency translation differences of equity-accounted investees		19	-
7.24C(b)(i) Effective portion of changes in fair value of cash flow hedges <sup>5</sup>		(68)	77
7.24C(b)(iv), 1-1.92, Net change in fair value of cash flow hedges reclassified to profit or loss <sup>5, 6</sup>		(31)	(11)
1-1.85 Cost of hedging reserve – changes in fair value		18	15
1-1.92 Cost of hedging reserve – reclassified to profit or loss <sup>6</sup>		(18)	(8)
7.20(a)(viii) Debt investments at FVOCI – net change in fair value		36	92
7.20(a)(viii), 1-1.92 Debt investments at FVOCI – reclassified to profit or loss <sup>6</sup>		(64)	-
1-1.91(b) Related tax <sup>4</sup>	28	40	(53)
		409	434
1-1.81A(b) <b>Other comprehensive income for the year, net of tax</b>		702	426
1-1.81A(c) <b>Total comprehensive income for the year</b>		8,639	4,382
<b>Total comprehensive income attributable to:</b>			
1-1.81B(b)(ii) Owners of the Company		8,088	4,141
1-1.81B(b)(i) Non-controlling interests	38	551	241
<b>Total comprehensive income for the year</b>		8,639	4,382

\* See note 2.5. The comparative information is restated on account of a change in accounting policy for investment property.

The accompanying notes form an integral part of these financial statements.



**Note**   *Reference*   **Explanatory note**

<b>1.</b>	<i>1-1.80</i>	An entity without share capital (e.g. a partnership) discloses information equivalent to that required for other entities, disclosing movements during the period in each category of equity interest, and the rights, preferences, and restrictions attaching to each category of equity interest.
<b>2.</b>	<i>1-1.22-23</i>	When there is a voluntary change in accounting policy, and the change is applied retrospectively i.e. as if the new accounting policy had always been applied including any income tax effect. An entity presents the effects of retrospective application or retrospective restatement recognised in accordance with SFRS(I) 1-8 in the statement of changes in equity. Example 1 in SFRS(I) 1-8 IG demonstrates a change arising from an error.
<b>3.</b>	<i>1-1.106A</i>	An entity may present the disaggregation of changes in each component of equity arising from transactions recognised in OCI either in the statement of changes in equity or in the notes. In these illustrative financial statements, we have illustrated the presentation of this information in the statement of changes in equity. See Appendix I-C for an illustrative example in which this information is presented in the notes.

Reference

# Consolidated statement of changes in equity

1-1.10(c), 29, 108-109 Year ended 31 December 2022

1-1.113	Note	Attributable to owners of the Company								Non-controlling interests \$'000	Total equity \$'000		
		Share capital <sup>1</sup> \$'000	Translation reserve \$'000	Hedging reserve \$'000	Cost of hedging reserve \$'000	Fair value reserve \$'000	Revaluation reserve \$'000	Reserve for own shares \$'000	Retained earnings \$'000			Total \$'000	
1-1.106(b)		At 1 January 2021,*as previously stated	18,050	-	434	75	17	-	-	10,272	28,848	601	29,449
	2.5	Impact of change in accounting policy <sup>2</sup>	-	-	-	-	-	-	-	33	33	-	33
		At 1 January 2021, as restated	18,050	-	434	75	17	-	-	10,305	28,881	601	29,482
1-1.106(d)(i)		<b>Total comprehensive income for the year</b>											
		<b>Profit for the year (restated)</b>	-	-	-	-	-	-	-	3,737	3,737	219	3,956
1-1.106(d)(ii)		<b>Other comprehensive income</b>											
1-21.52(b)		Foreign currency translation differences	-	308	-	-	-	-	-	-	308	22	330
1-21.52(b)		Net loss on hedge of net investment in foreign operation	-	(8)	-	-	-	-	-	-	(8)	-	(8)
7.24C(b)		Effective portion of changes in fair value of cash flow hedges	-	-	77	-	-	-	-	-	77	-	77
7.24C(b)		Net change in fair value of cash flow hedges reclassified to profit or loss	-	-	(11)	-	-	-	-	-	(11)	-	(11)
		Cost of hedging reserve – changes in fair value	-	-	-	15	-	-	-	-	15	-	15
		Cost of hedging reserve – reclassified to profit or loss	-	-	-	(8)	-	-	-	-	(8)	-	(8)
		Net change in fair value											
7.20(a)(vii)		– equity investments at FVOCI	-	-	-	-	2	-	-	-	2	-	2
7.20(a)(viii)		– debt investments at FVOCI	-	-	-	-	92	-	-	-	92	-	92
	17	Defined benefit plan remeasurements	-	-	-	-	-	-	-	(15)	(15)	-	(15)
	10	Tax on other comprehensive income	-	-	(22)	-	(31)	-	-	5	(48)	-	(48)
1-1.106A		<b>Total other comprehensive income<sup>3</sup></b>	-	300	44	7	63	-	-	(10)	404	22	426
1-1.106(a)		<b>Total comprehensive income for the year (restated)</b>	-	300	44	7	63	-	-	3,727	4,141	241	4,382

The accompanying notes form an integral part of these financial statements.

Note Reference Explanatory note

1. 1-32.33 An entity presents its own shares purchased as a deduction from equity. Consideration received when own shares (treasury shares) held are reissued is presented as a change in equity, and no gain or loss is recognised. Neither SFRS(I) nor the Companies Act 1967 mandate a specific method for presenting treasury shares or allocating the consideration received within equity. In these illustrative financial statements:
  - the total costs of own shares purchased are shown as a separate component of equity; and
  - the surplus arising on the reissue of own shares is presented as a non-distributable capital reserve. The issue is discussed in [Insights into IFRS \(7.3.750.10-20\)](#).

2. SFRS(I) 2 does not address specifically how share-based payment transactions to be settled using the Company's equity instruments are presented within equity, e.g. whether an increase in equity in connection with a share-based payment transaction is presented in a separate component within equity or within retained earnings. In our view, either approach would be allowed under SFRS(I). In these illustrative financial statements, the increase in equity recognised in connection with a share-based payment transaction is presented within retained earnings. This issue is discussed in [Insights into IFRS \(4.5.900.30\)](#).

When equity instruments of a subsidiary have been granted to a party other than the parent in a share-based payment arrangement, an entity presents the credit entry in equity in the consolidated financial statements of the parent as part of NCI. This is because NCI in SFRS(I) 10 is defined as 'the equity in a subsidiary not attributable, directly or indirectly, to a parent'. This issue is discussed in [Insights into IFRS \(4.5.900.40\)](#).

Reference

# Consolidated statement of changes in equity (continued)

1-1.10(c), 29, 108-109 **Year ended 31 December 2022**

		Attributable to owners of the Company										
	Note	Share capital \$'000	Trans-lation reserve \$'000	Hedging reserve \$'000	Cost of hedging reserve \$'000	Fair value reserve \$'000	Revalua-tion reserve \$'000	Reserve for own shares \$'000	Retained earnings \$'000	Total \$'000	Non-controlling interests \$'000	Total equity \$'000
Transactions with owners, recognised directly in equity												
Contributions by and distributions to owners												
Own shares acquired <sup>1</sup>	15	-	-	-	-	-	-	(280)	-	(280)	-	(280)
Dividends declared	15	-	-	-	-	-	-	-	(531)	(531)	(40)	(571)
Share-based payment transactions <sup>2</sup>	18	-	-	-	-	-	-	-	250	250	-	250
Total transactions with owners		-	-	-	-	-	-	(280)	(281)	(561)	(40)	(601)
At 31 December 2021 (restated)		18,050	300	478	82	80	-	(280)	13,751	32,461	802	33,263

The accompanying notes form an integral part of these financial statements.



This page has been left blank intentionally.

Reference

# Consolidated statement of changes in equity (continued)

1-1.10(c), 29, 108-109

Year ended 31 December 2022

1-1.113

Note	Attributable to owners of the Company									Non-controlling interests \$'000	Total equity \$'000	
	Share capital \$'000	Translation reserve \$'000	Hedging reserve \$'000	Cost of hedging reserve \$'000	Fair value reserve \$'000	Revaluation reserve \$'000	Reserve for own shares \$'000	Retained earnings \$'000	Total \$'000			
	18,050	300	478	82	80	-	(280)	13,751	32,461	802	33,263	
4	-	-	-	-	-	-	-	7,413	7,413	524	7,937	
	-	473	-	-	-	-	-	-	473	27	500	
	-	(20)	-	-	-	-	-	-	(20)	-	(20)	
	-	19	-	-	-	-	-	-	19	-	19	
	-	(3)	-	-	-	-	-	-	(3)	-	(3)	
	-	-	-	-	-	200	-	-	200	-	200	
	-	-	(68)	-	-	-	-	-	(68)	-	(68)	
	-	-	(31)	-	-	-	-	-	(31)	-	(31)	
	-	-	-	18	-	-	-	-	18	-	18	
	-	-	-	(18)	-	-	-	-	(18)	-	(18)	
	-	-	-	-	163	-	-	-	163	-	163	
	-	-	-	-	36	-	-	-	36	-	36	
	-	-	-	-	(64)	-	-	-	(64)	-	(64)	
	17 10	-	-	-	-	2	-	-	-	2	-	2
		-	-	-	-	-	-	-	72	72	-	72
-		-	31	-	(45)	(66)	-	(24)	(104)	-	(104)	
	-	469	(68)	-	92	134	-	48	675	27	702	
	-	469	(68)	-	92	134	-	7,461	8,088	551	8,639	

The accompanying notes form an integral part of these financial statements.

This page has been left blank intentionally.

1-1.10(c), 29, 108-109 **Year ended 31 December 2022**

*The accompanying notes form an integral part of these financial statements.*



This page has been left blank intentionally.

Reference

# Consolidated statement of changes in equity (continued)

1-1.10(c), 29, 108-109 Year ended 31 December 2022

		Attributable to owners of the Company										Non-controlling interests \$'000	Total equity \$'000
	Note	Share capital \$'000	Capital reserves \$'000	Translation reserve \$'000	Hedging reserve \$'000	Cost of hedging reserve \$'000	Fair value reserve \$'000	Revaluation reserve \$'000	Reserve for own shares \$'000	Retained earnings \$'000	Total \$'000		
1-1.113													
1-1.106(d)(iii)		Changes in ownership interests in subsidiaries											
		Acquisition of non-controlling interests without a change in control											
	32	-	-	8	-	-	-	-	-	(93)	(85)	(115)	(200)
		Acquisition of subsidiary with non-controlling interests											
	32	-	-	-	-	-	-	-	-	-	-	304	304
		Total changes in ownership interests in subsidiaries											
		-	-	8	-	-	-	-	-	(93)	(85)	189	104
		Total transactions with owners											
		1,687	119	8	-	-	-	(27)	20	(13,024)	(11,217)	159	(11,058)
		At 31 December 2022											
		19,737	119	777	416	82	172	107	(260)	8,188	29,338	1,512	30,850

\* See note 2.5. The comparative information is restated on account of a change in accounting policy for investment property.

The accompanying notes form an integral part of these financial statements.

**Note Reference Explanatory note**

<b>1.</b>	<b>1-7.50</b>	An entity is encouraged, but not required, to disclose: <ul style="list-style-type: none"> <li>the amount of undrawn borrowing facilities that may be available for future operating activities and to settle capital commitments, indicating any restrictions on the use of these facilities;</li> <li>the aggregate amount of cash flows that represent increases in operating capacity separately from those cash flows that are required to maintain operating capacity; and</li> <li>the amount of cash flows arising from the operating, investing and financing activities of each reportable segment, if the entity presents segment information.</li> </ul>
<b>2.</b>	<b>1-7.22</b>	Cash flows from operating, investing or financing activities may be reported on a net basis if the cash receipts and payments are on behalf of customers and the cash flows reflect the activities of the customer, or when the cash receipts and payments for items concerned turn over quickly, the amounts are large and the maturities are short.
<b>3.</b>	<b>1-7.18-19,</b>	The Group has elected to present cash flows from operating activities using the indirect method. Alternatively, an entity may present operating cash flows using the direct method (see Appendix III).
<b>4.</b>	<b>1-7.10-11, 43 7.31, 33-34, IU 12-20</b>	There is no specific guidance in SFRS(I) Standards on the classification of cash flows from reverse factoring arrangements. However, in our view it is the nature of the activity, rather than the classification of the related item in the statement of financial position, that primarily determines the classification of the cash outflow. Furthermore, in our view, in determining the appropriate classification an entity should apply judgement and assess whether a single cash outflow or multiple cash flows occur for the entity. The Group presents a single cash outflow for the payments made to the factor (the bank) because it considers the payment to a supplier by the bank not to be a cash transaction of the entity. The Group classifies its cash outflows for payments made to the bank within operating activities because it views the principal nature of these payments as related to the purchase of goods and services. The Group has provided disclosure of non-cash transactions (see <a href="#">note 21</a> ) and disclosure of liquidity risk arising from liabilities related to reverse factoring arrangements (see <a href="#">note 22</a> ). There may be other acceptable approaches depending on the legal form and structure of reverse factoring arrangements. This issue is discussed in <a href="#">Insights into IFRS (2.3.190.30-60)</a> .
<b>5.</b>	<b>1-7.18, 20, A</b>	The Group has used 'profit or loss' as the starting point for presenting operating cash flows using the indirect method. This is the starting point referred to in SFRS(I) 1-7, although the example provided in the appendix to the standard starts with a different figure – 'profit before taxation' Because the appendix is illustrative only and therefore does not have the same status as the standard, it would be more appropriate to follow the standard. This issue is discussed in <a href="#">Insights into IFRS (2.3.30.20)</a> .
<b>6.</b>	<b>1-7.6, 11,</b>	The Group has classified cash flows related to emissions certificates (current intangible assets) within operating activities because they relate to the Group's principal revenue-generating activities and the assets are not considered long-term in nature. The emissions certificates are expected to be realised within 12 months of the reporting date by surrendering them to the government to settle the annual emissions obligation (see <a href="#">note 5</a> ). In determining the classification of cash flows, an entity considers the nature of the activity to which they relate. The issue is discussed in <a href="#">Insights into IFRS (2.3.20.11)</a> .
<b>7.</b>	<b>1-7.18(b)</b>	If interest expense is recognised due to a significant financing component in respect of a contract liability and an entity applies the indirect method to present cash flows from operating activities, then the interest expense is presented as a non-cash transaction in the reconciliation. Conversely, if interest income is recognised in respect of a contract asset, then that interest income received is presented as a cash transaction.
<b>8.</b>	<b>1-7.17(e)</b>	The Group has classified: <ul style="list-style-type: none"> <li>cash payments for the principal portion of lease payments as financing activities;</li> <li>cash payments for the interest portion as financing activities consistent with the presentation of interest payments chosen by the Group (see explanatory note 1 on page 27); and</li> <li>short-term lease payments and payments for leases of low-value assets as operating activities.</li> </ul>
<b>9.</b>	<b>1-7.35</b>	Taxes paid are classified as operating activities unless it is practicable to identify them with, and therefore classify them as, financing or investing activities. This issue is discussed in <a href="#">Insights into IFRS (2.3.50.20 - 35)</a> .

Reference

# Consolidated statement of cash flows<sup>1,2</sup>

1-1.10(d), 29, 38-38A  
1-1.113

## Year ended 31 December 2022

	Note	2022 \$'000	2021 \$'000 Restated*
<b>Cash flows from operating activities<sup>3, 4</sup></b>			
Profit for the year <sup>5</sup>		7,937	3,956
Adjustments for:			
Gain on distribution to owners of the Company	15	(2,556)	-
Depreciation	4	5,001	5,122
Deferred income		(151)	-
Amortisation of intangible assets	5	785	795
(Reversal of) impairment losses on property, plant and equipment	4	(393)	1,123
Impairment losses on intangible assets and goodwill	5	116	285
Reversal of impairment losses on intangible assets	5	(100)	-
Impairment losses on re-measurement of disposal group	11	25	-
Change in fair value of biological assets		(576)	71
Net change in biological assets due to births/deaths	6	(11)	(15)
Change in fair value of investment property	7	(20)	(60)
Net finance costs		546	1,166
Share of profit of equity-accounted investees, net of tax		(541)	(708)
Gain on sale of property, plant and equipment		(26)	(100)
Gain on sale of discontinued operation, net of tax		(516)	-
Equity-settled share-based payment transactions		755	250
Tax expense		3,346	1,756
		13,621	13,641
Changes in:			
- intangible assets – emissions certificates <sup>6</sup>		5	(20)
- intangible assets – service concession arrangements		(95)	-
- contract costs		113	(65)
- inventories		(460)	830
- current biological assets due to sales		127	63
- contract assets <sup>7</sup>		(68)	(21)
- trade and other receivables		(9,572)	(1,645)
- prepayments		872	(507)
- trade and other payables <sup>8</sup>		5,010	(2,845)
- contract liabilities <sup>7</sup>		123	(3)
- provisions and employee benefits		126	(527)
Cash generated from operations		9,802	8,901
Tax paid <sup>9</sup>		(428)	(1,527)
<b>Net cash from operating activities</b>		<b>9,374</b>	<b>7,374</b>

1-7.35

1-7.10

*The accompanying notes form an integral part of these financial statements.*

Note Reference Explanatory note

1.	1-7.31	<p>SFRS(I) 1-7 requires cash flows from interest and dividends received and paid to be disclosed separately. In our view, such disclosure is required in the statement of cash flows, rather than in the notes. In the absence of specific guidance in SFRS(I) Standards, an entity chooses an accounting policy, to be applied consistently, for classifying interest and dividends paid as either operating or financing activities, and interest and dividends received as either operating or investing activities. The presentation is selected to present these cash flows in a manner that is most appropriate for the business or industry, if applicable, and the method selected is applied consistently. This issue is discussed in <a href="#">Insights into IFRS (2.3.50.10-20)</a>.</p> <p>The Group has elected to classify cash flows from interest and dividends paid as financing activities, and cash flows from interest and dividends received as investing activities. Interest paid includes the portion of the lease liabilities. See explanatory note 7 on page 25 and explanatory note 7 below.</p>
2.	1-7.10, 5.33(c)	<p>The Group has elected to present a statement of cash flows that includes an analysis of all cash flows in total – i.e. including both continuing and discontinued operations; amounts related to discontinued operations by operating, investing and financing activities are disclosed in the notes (see <a href="#">note 29</a>). However, in our view, there are numerous ways in which the requirements of SFRS(I) 5 <i>Non-current Assets Held for Sale and Discontinued Operations</i> and SFRS(I) 1-7 regarding cash flow presentation may be met. This issue is discussed in <a href="#">Insights into IFRS (5.4.220.50)</a>.</p>
3.	1-7.16, 39	<p>Aggregate cash flows arising from obtaining or losing control of subsidiaries or other businesses are presented separately as investing activities. However, in some cases significant judgement may be required to classify certain cash flows that relate to business combinations, such as in respect of transaction costs, deferred consideration and contingent consideration. This issue is discussed in <a href="#">Insights into IFRS (2.3.20.14–18)</a>.</p>
4.	1-7.43	<p>An entity discloses, outside the statement of cash flows, non-cash investing and financing transactions in a way that provides all relevant information about these investing and financing activities. In these illustrative financial statements, this information is disclosed in <a href="#">notes 4 and 15</a>.</p>
5.	1-7.16	<p>When a hedging instrument is accounted for as a hedge of an identifiable position, the cash flows of the hedging instrument are classified in the same manner as the cash flows of the position being hedged.</p>
6.		<p>See explanatory note 8 on page 25.</p>
7.		<p>In our view, an entity should choose an accounting policy, to be applied consistently, to classify cash flows related to capitalised interest as follows:</p> <ul style="list-style-type: none"> <li>• as cash flows from investing activities if the other cash payments to acquire the qualifying asset are reflected as investing activities; or</li> <li>• consistently with interest cash flows that are not capitalised.</li> </ul> <p>The Group has presented capitalised interest consistently with interest cash flows that are not capitalised. This issue is discussed in <a href="#">Insights into IFRS (2.3.50.38)</a>.</p>
8.	1-7.10-11	<p>There is no specific guidance in SFRS(I) on the classification of cash flows from the receipt of government grants. Cash flows should be classified based on the nature of the activity to which they relate. The Group has classified cash flows related to asset-related grants as investing activities and those related to income-related grants as operating activities because this reflects the nature of the related activities. This issue is discussed in <a href="#">Insights into IFRS (2.3.20.11)</a>.</p>

Reference

# Consolidated statement of cash flows (continued)

1-1.10(d), 29, 38, 113

Year ended 31 December 2022

	Note	2022 \$'000	2021 \$'000 Restated*
<b>Cash flows from investing activities</b>			
1-7.31 Interest received <sup>1</sup>		211	155
1-7.31 Dividends received <sup>1</sup>		369	330
1-24.18(a) Dividends from equity-accounted investees	8	21	-
1-7.16(b) Proceeds from sale of property, plant and equipment		1,177	481
1-7.16(d), 16(h) Proceeds from sale of investments		891	2,034
1-7.39 Disposal of discontinued operation, net of cash disposed of <sup>2</sup>	29	10,890	-
1-7.39 Acquisition of subsidiary, net of cash acquired <sup>3</sup>	32	(1,799)	-
1-7.39 Formation of equity-accounted investees	8	(3,600)	-
1-7.16(a) Acquisition of property, plant and equipment	4	(15,657)	(2,228)
1-7.16(a) Acquisition of investment property	7	(300)	(40)
1-7.16(a) Plantations and acquisitions of non-current biological assets	6	(305)	(437)
1-7.16(c), 16(g) Acquisition of other investments		(321)	(2,409)
1-7.16(a) Development expenditure		(1,235)	(503)
Receipt of asset-related government grant <sup>8</sup>	19	-	1,613
1-7.10 <b>Net cash used in investing activities<sup>4</sup></b>		<b>(9,658)</b>	<b>(1,004)</b>
<b>Cash flows from financing activities</b>			
1-7.17(a) Proceeds from issue of share capital		1,550	-
1-7.17(c) Proceeds from issue of convertible notes	16	5,000	-
1-7.17(c) Proceeds from issue of redeemable preference shares	16	2,000	-
1-7.17(a) Proceeds from sale of own shares		30	-
1-7.17(a) Proceeds from exercise of share options	15	50	-
1-7.16(h) Proceeds from settlement of derivatives <sup>5</sup>		5	11
1-7.21 Payment of transaction costs related to loans and borrowings		(343)	-
1-7.42A Acquisition of non-controlling interests	32	(200)	-
1-7.17(b) Repurchase of own shares		-	(280)
1-7.17(c) Proceeds from borrowings		522	260
1-7.17(d) Repayment of borrowings		(5,517)	(4,705)
1-7.17(e) Payment of lease liabilities <sup>6</sup>		(459)	(394)
1-7.31, 34 Dividends paid to owners of the Company <sup>1</sup>	15	(1,213)	(531)
1-7.31, 34 Dividends paid to non-controlling interests <sup>1</sup>	15	(30)	(40)
1-7.31, 32 Interest paid <sup>1, 6, 7</sup>		(1,424)	(1,324)
1-7.10 <b>Net cash used in financing activities</b>	16	<b>(29)</b>	<b>(7,003)</b>
<b>Net decrease in cash and cash equivalents</b>			
		(313)	(633)
Cash and cash equivalents at 1 January		1,568	2,226
1-7.28 Effect of exchange rate fluctuations on cash held		(83)	(25)
<b>Cash and cash equivalents at 31 December</b>	14	<b>1,172</b>	<b>1,568</b>

\* See note 2.5. The comparative information is restated on account of a change in accounting policy for investment property.

The accompanying notes form an integral part of these financial statements.



Note Reference Explanatory note

1.	1-1.113 - 114	<p>Notes are presented, to the extent practicable, in a systematic manner and are cross-referenced to/from items in the primary statements. In determining a systematic manner of presentation, an entity considers the effect on the understandability and comparability of the financial statements. The Group has applied its judgement in presenting related information together in a manner that it considers to be the most relevant to an understanding of its financial performance and financial position. The order presented is only illustrative and entities need to tailor the organisation of the notes to fit their specific circumstances.</p> <p><a href="#">Guide to annual financial statements – Illustrative disclosures</a> provides another example of presenting related information together in cohesive sections, where the notes are sorted from most to least important, as viewed by management. SFRS(I) 1-1 provides other examples of systematic ordering or grouping of the notes. Entities have the flexibility about the ordering of the notes and where they disclose accounting policies in the financial statements.</p>
2.	1-10.17	An entity discloses the date that the financial statements were authorised for issue and who gave that authorisation. If the entity's owners or others have the power to amend the financial statements after their issue, then an entity discloses that fact.
3.	1-1.138(a)	An entity discloses the principal place of business instead of the address of its registered office, if different from the registered office.
4.	1-1.36	<p>The annual reporting date may change only in certain circumstances and must be notified to or approved by the Registrar of Companies. When the entity changes its end of reporting date and annual financial statements are presented for a period longer or shorter than one year, an entity discloses the reason for the change and the fact that comparative amounts presented are not entirely comparable.</p> <p>Companies must notify the Registrar of Companies of their financial year end upon incorporation and of any subsequent change. In addition, companies must apply to the Registrar of Companies for approval if:</p> <ul style="list-style-type: none"> <li>the duration of a company's financial year is more than 18 months in the year of incorporation; or</li> <li>the change in financial year end will result in a financial year longer than 18 months; or the financial year end was changed within the last 5 years.</li> </ul>
5.	1-1.19, 20, 23	In extremely rare circumstances in which management concludes that compliance with a requirement of a standard or an interpretation would be so misleading that it would conflict with the objective of financial statements set out in the <i>Conceptual Framework for Financial Reporting</i> , an entity may depart from the requirement if the relevant regulatory framework requires or otherwise does not prohibit such a departure. Extensive disclosures are required in these circumstances.
6.	1-1.25, 1-10.16(b)	An entity discloses any material uncertainties related to events or conditions that may cast significant doubt upon the entity's ability to continue as a going concern, regardless of whether they arise during the period or after the reporting date. An entity may wish to explain other uncertainties, as illustrated. See Appendix I-E for example disclosures for entities that require going concern disclosures.
7.	1-21.53  1-21.54	<p>If the financial statements are presented in a currency different from the parent entity's functional currency, then an entity discloses that fact, its functional currency, and the reason for using a different presentation currency.</p> <p>If there is a change in the functional currency of either the entity or a significant foreign operation, then the entity discloses that fact together with the reason for the change.</p>
8.		See explanatory note 1 on page 31.

Reference

# Notes to the financial statements<sup>1</sup>

1-1.10(e) These notes form an integral part of the financial statements.

1-10.17 The financial statements were authorised for issue by the Board of Directors on [date].<sup>2</sup>

## 1. Domicile and activities

1-1.51(a)-(c),  
138(a), (b) [Name] (the 'Company') is a company incorporated in Singapore. The address of the Company's registered office is [address].<sup>3</sup>

The financial statements of the Group as at and for the year ended 31 December 2022<sup>4</sup> comprise the Company and its subsidiaries (together referred to as the 'Group' and individually as 'Group entities') and the Group's interest in equity-accounted investees.

The Group is primarily involved in the manufacture of paper and paper-related products, the cultivation of trees and the sale of wood.

## 2. Basis of preparation

### 2.1 Statement of compliance

1-1.112(a),  
116  
1-1.16 The financial statements have been prepared in accordance with Singapore Financial Reporting Standards (International) (SFRS(I)).<sup>5</sup> The changes to significant accounting policies are described in note 2.5.

### 2.2 Basis of measurement<sup>6</sup>

1-1.117(a) The financial statements have been prepared on the historical cost basis except as otherwise described in the notes below.

### 2.3 Functional and presentation currency<sup>7</sup>

1-1.51(d), (e) These financial statements are presented in Singapore dollars, which is the Company's functional currency. All financial information presented in Singapore dollars have been rounded to the nearest thousand, unless otherwise stated.

### 2.4 Use of estimates and judgements<sup>8</sup>

The preparation of the financial statements in conformity with SFRS(I) requires management to make judgements, estimates and assumptions that affect the application of accounting policies and the reported amounts of assets, liabilities, income and expenses. Actual results may differ from these estimates.

Estimates and underlying assumptions are reviewed on an ongoing basis. Revisions to accounting estimates are recognised prospectively.

1-1.122 Information about critical judgements in applying accounting policies that have the most significant effect on the amounts recognised in the financial statements is included in the following notes:

- [Note 7](#) – classification of investment property;
- [Note 8](#) – classification of joint arrangement;
- [Note 8](#) – equity-accounted investees: whether the Group has significant influence over an investee;
- [Note 21](#) – reverse factoring: presentation of amounts related to supply chain financing arrangements in the statement of financial position and in the statement of cash flows;
- [Note 23](#) – revenue recognition: whether revenue from made-to-order furniture, storage units and warehouses is recognised over time or at a point in time;
- [Note 33](#) – lease term: whether the Group is reasonably certain to exercise extension options;
- [Note 37](#) – consolidation: whether the Group has de facto control over an investee.

Note Reference Explanatory note

1.	1-1.122-4	An entity discloses the judgements, apart from those involving estimations, that management has made in the process of applying the entity's accounting policies and that have the most significant effect on the amounts recognised in the financial statements. The examples that are provided in paragraphs 123 and 124 of SFRS(I) 1-1 indicate that such disclosure is based on qualitative information.
	1-1.125-9	An entity discloses information about the assumptions it makes about the future, and other major sources of estimation uncertainty at the reporting date, that have a significant risk of resulting in a material adjustment to the carrying amounts of assets and liabilities within the next financial year. The examples that are provided in paragraph 129 of SFRS(I) 1-1 indicate that such disclosure is based on quantitative data (e.g. appropriate discount rates).

Reference

# Notes to the financial statements

## 2. Basis of preparation (continued)

### 2.4 Use of estimates and judgements (continued)

1-1.125, 129,  
130

Information about assumptions and estimation uncertainties at the reporting date that have a significant risk of resulting in a material adjustment to the carrying amounts of assets and liabilities within the next financial year are included in the following notes:

- **Note 5** – impairment test of intangible assets and goodwill: key assumptions underlying recoverable amounts, including the recoverability of development costs;
- **Notes 6, 7 and 11** – determination of fair values of biological assets, investment property and disposal group held for sale on the basis of significant unobservable inputs;
- **Note 10** – uncertain tax treatments;
- **Note 10** – recognition of deferred tax assets: availability of future taxable profit against which deductible temporary differences and tax losses carried forward can be utilised;
- **Note 17** – measurement of defined benefit obligations: key actuarial assumptions;
- **Notes 20 and 35** – recognition and measurement of provisions and contingencies: key assumptions about the likelihood and magnitude of an outflow of resources;
- **Note 22** – measurement of expected credit loss (ECL) allowance for trade receivables and contract assets: key assumptions in determining the weighted-average loss rate;
- **Note 21 and 23** – revenue recognition: estimate of total contract costs to complete and estimate of expected returns; and
- **Note 32** – acquisition of subsidiary: fair value of the consideration transferred (including contingent consideration) and fair value of the assets acquired and liabilities assumed, measured on a provisional basis.

#### Measurement of fair values

A number of the Group's accounting policies and disclosures require the measurement of fair values, for both financial and non-financial assets and liabilities.

13.93(g)

The Group has an established control framework with respect to the measurement of fair values. This includes a valuation team that has overall responsibility for all significant fair value measurements, including Level 3 fair values, and reports directly to the Chief Financial Officer.

The valuation team regularly reviews significant unobservable inputs and valuation adjustments. If third party information, such as broker quotes or pricing services, is used to measure fair values, then the valuation team assesses and documents the evidence obtained from the third parties to support the conclusion that these valuations meet the requirements of SFRS(I), including the level in the fair value hierarchy in which the valuations should be classified. Significant valuation issues are reported to the Group's Audit Committee.

When measuring the fair value of an asset or a liability, the Group uses observable market data as far as possible. Fair values are categorised into different levels in a fair value hierarchy based on the inputs used in the valuation techniques as follows:

- **Level 1:** quoted prices (unadjusted) in active markets for identical assets or liabilities.
- **Level 2:** inputs other than quoted prices included in Level 1 that are observable for the asset or liability, either directly (i.e. as prices) or indirectly (i.e. derived from prices).
- **Level 3:** inputs for the asset or liability that are not based on observable market data (unobservable inputs).

If the inputs used to measure the fair value of an asset or a liability fall into different levels of the fair value hierarchy, then the fair value measurement is categorised in its entirety in the same level of the fair value hierarchy as the lowest level input that is significant to the entire measurement (with Level 3 being the lowest).

Note Reference Explanatory note

1.	13.6(a)	The Group has included in the list the reference to the disclosures about measurement of fair values for share-based payment arrangements. However, the measurement and disclosure requirements of SFRS(I) 13 <i>Fair Value Measurement</i> do not apply to these arrangements.
2.	13.BC184	The Group has disclosed information about the fair value measurement of assets acquired in a business combination, although the disclosure requirements of SFRS(I) 13 do not apply to the fair value of these assets if they are subsequently measured at other than fair value. This disclosure is provided for illustrative purposes only.
3.		When a change in accounting policy is the result of the adoption of a new, revised or amended SFRS(I), an entity applies the specific transitional requirements in that SFRS(I). However, in our view, an entity nonetheless should comply with the disclosure requirements of SFRS(I) 1-8 to the extent that the transitional requirements do not include disclosure requirements. This issue is discussed in <a href="#">Insights into IFRS (2.8.60)</a> .
4.	1-1.10(f), 1-8.28, 29	When a change in accounting policy, either voluntarily or as a result of the adoption of a new, revised or amended SFRS(I), has an effect on the current period or any prior period, an entity discloses, among other things and to the extent practicable, the amount of the adjustment for the current period and each prior period presented for each financial statement line item affected, unless specific transitional requirements are available in the new, revised or amended SFRS(I).
	1-8.49	If any prior period errors are corrected in the current year's financial statements, then an entity discloses: <ul style="list-style-type: none"> <li>• the nature of the prior period error;</li> <li>• to the extent practicable, the amount of the correction for each financial statement line items affected, and basic and diluted earnings per share for each prior period presented;</li> <li>• the amount of the correction at the beginning of the earliest prior period presented; and</li> <li>• if retrospective restatement is impracticable for a particular prior period, then the circumstances that led to the existence of that condition and a description of how and from when the error has been corrected.</li> </ul>
5.	1-8.28	<p>The description of the nature and effects of the changes in accounting policies presented is only an example that reflects the business of the Group, and may not be representative of the nature and effects of the changes for other entities. It should not be relied on for a complete understanding of amendments to SFRS(I), completeness of new standards applicable for the period and effects on the financial statements, and should not be used as a substitute for referring to those standards and interpretations themselves. It is given for illustrative purposes largely without regard to materiality.</p> <p>The example only illustrates changes to accounting policies arising from Amendments to SFRS(I) 1-37: <i>Onerous Contracts – Cost of Fulfilling a Contract</i> and a voluntary change in accounting policy for investment property. See Appendix IV for a list of new, revised and amended SFRS(I) Standards that either are effective for the first time for annual periods beginning on 1 January 2022 or are available for early adoption for the period. In addition, we have illustrated the requirements of SFRS(I) 1-8 on voluntary change in accounting policy for investment property in a tabular format; however, other forms of presentation may be possible.</p>
6.	1-8.28(f)(i), 29(c)(i)	In these illustrative financial statements, it is assumed that the Group's change in accounting policy relating to investment property does not have a material impact to the Group's statement of cash flows and earnings per share. If the change in accounting policy has a material impact to the Group's statement of cash flows, the amount of the adjustment to each financial statement line item affected should be disclosed. Similarly, the amount of adjustment for basic and diluted earnings per share needs to be disclosed.

Reference

# Notes to the financial statements

## 2. Basis of preparation (continued)

### 2.4 Use of estimates and judgements (continued)

#### Measurement of fair values (continued)

1-13.95

The Group recognises transfers between levels of the fair value hierarchy as of the end of the reporting period during which the change has occurred.

Further information about the assumptions made in measuring fair values is included in the following notes:

- Note 6 – biological assets;
- Note 7 – investment property;
- Note 11 – disposal group held for sale;
- Note 18 – share-based payment arrangements<sup>1</sup>;
- Note 22 – financial instruments; and
- Note 32 – acquisitions of subsidiary<sup>2</sup> and NCI.

### 2.5 Changes in accounting policies<sup>3, 4, 5</sup>

1-8.29

#### (i) Accounting for investment property

On 1 January 2022, the Group changed its accounting policy with respect to the subsequent measurement of investment property from the cost model to the fair value model, with changes in fair value recognised in profit or loss. The Group believes that subsequent measurement using the fair value model provides more relevant information about the financial performance of these assets, assists users to better understand the risks associated with these assets and is consistent with industry practice in relation to these types of assets. This change in accounting policy was applied retrospectively.

#### Summary of quantitative impact

The following tables summarise the material impacts on the Group's consolidated statements of financial position, profit or loss and comprehensive income. There is no material impact on the Group's basic or diluted earnings per share and no impact on the total operating, investing or financing cash flows for the years ended 31 December 2022 and 31 December 2021.

#### Consolidated statement of financial position<sup>6</sup>

1 January 2021

1-8.29

	Impact of change in accounting policy		
	As previously reported \$'000	Adjustments \$'000	As restated \$'000
Investment property	1,050	50	1,100
Others	91,137	-	91,137
<b>Total assets</b>	<b>92,187</b>	<b>50</b>	<b>92,237</b>
Deferred tax liabilities	(1,419)	(17)	(1,436)
Others	(61,319)	-	(61,319)
<b>Total liabilities</b>	<b>(62,738)</b>	<b>(17)</b>	<b>(62,755)</b>
Retained earnings	(10,272)	(33)	(10,305)
Others	(19,177)	-	(19,177)
<b>Total equity</b>	<b>(29,449)</b>	<b>(33)</b>	<b>(29,482)</b>

This page has been left blank intentionally.



Reference

# Notes to the financial statements

2. Basis of preparation (continued)  
2.5 Changes in accounting policies (continued)  
(i) Accounting for investment property (continued)  
*Summary of quantitative impact (continued)*

1-8.29

## Consolidated statement of financial position 31 December 2021

	Impact of change in accounting policy		
	As previously reported \$'000	Adjustments \$'000	As restated \$'000
Investment property	1,080	120	1,200
Others	88,546	-	88,546
<b>Total assets</b>	<b>89,626</b>	<b>120</b>	<b>89,746</b>
Deferred tax liabilities	(1,501)	(40)	(1,541)
Others	(54,942)	-	(54,942)
<b>Total liabilities</b>	<b>(56,443)</b>	<b>(40)</b>	<b>(56,483)</b>
Retained earnings	(13,671)	(80)	(13,751)
Others	(19,512)	-	(19,512)
<b>Total equity</b>	<b>(33,183)</b>	<b>(80)</b>	<b>(33,263)</b>

## 31 December 2022

	Impact of change in accounting policy \$'000
Increase in investment property	140
<b>Increase in total assets</b>	<b>140</b>
Increase in deferred tax liabilities	(47)
<b>Increase in total liabilities</b>	<b>(47)</b>
Increase in retained earnings	(93)
<b>Increase in total equity</b>	<b>(93)</b>

## Consolidated statement of profit or loss Year ended 31 December 2021

	Impact of change in accounting policy		
	As previously reported \$'000	Adjustments \$'000	As restated \$'000
Other income	134	60	194
Administrative expenses	(15,279)	10	(15,269)
Tax expense	(1,777)	(23)	(1,800)
Others	20,831	-	20,831
<b>Profit for the year</b>	<b>3,909</b>	<b>47</b>	<b>3,956</b>
<b>Profit attributable to:</b>			
- Owners of the Company	3,690	47	3,737
- Non-controlling interests	219	-	219
<b>Profit for the year</b>	<b>3,909</b>	<b>47</b>	<b>3,956</b>



Note Reference Explanatory note

**1.** 1-8.28 New or revised accounting standards and interpretations only need to be disclosed if they resulted in a change in accounting policy which had an impact in the current year or could impact future periods. There is no need to disclose pronouncements that did not have any impact on the entity's accounting policies and amounts recognised or disclosed in the financial statements.

For illustrative purposes, the Group has listed all the disclosures of new and revised SFRS(I) Standards that are effective from 1 January 2022, regardless of whether these have any impact on the Group's financial statements. However, an alternative is to only list and address those that have an impact on the entity's accounting policies and amounts recognised or disclosed in the financial statements.

**2.** 1-8.28 The Group, as a lessee, does not have any Covid-19 related rent concessions, and therefore, the requirements under Amendments to SFRS(I) 16: *Covid-19-Related Rent Concessions*, and Amendment to SFRS(I) 16: *Covid-19 Related Rent Concessions beyond 30 June 2021* which are effective for annual periods beginning after 1 June 2020 and 1 April 2021 respectively, are not illustrated in this publication. For an illustrative example of Covid-19-related rent concessions, see Section 5 of [Guide to annual financial statements – COVID-19 supplement](#).

Reference

# Notes to the financial statements

2. Basis of preparation (continued)  
2.5 Changes in accounting policies (continued)  
(i) Accounting for investment property (continued)  
*Summary of quantitative impact (continued)*

**Consolidated statement of profit or loss**

**Year ended 31 December 2022**

	Impact of change in accounting policy \$'000
Increase in other income	10
Decrease in administrative expenses	10
Increase in tax expense	(7)
<b>Increase in profit for the year</b>	<b>13</b>
<b>Increase in profit attributable to owners of the Company</b>	<b>13</b>

**Consolidated statement of comprehensive income**

**Year ended 31 December 2021**

	Impact of change in accounting policy		
	As previously reported \$'000	Adjustments \$'000	As restated \$'000
<b>Total comprehensive income for the year</b>	<b>4,335</b>	<b>47</b>	<b>4,382</b>
<b>Total comprehensive income attributable to:</b>			
- Owners of the Company	4,094	47	4,141
- Non-controlling interests	241	-	241
<b>Total comprehensive income for the year</b>	<b>4,335</b>	<b>47</b>	<b>4,382</b>

**Year ended 31 December 2022**

	Impact of change in accounting policy \$'000
<b>Increase in total comprehensive income attributable to owners of the Company</b>	<b>13</b>

(ii) **New standards and amendments**

The Group has applied the following SFRS(I)s, amendments to and interpretations of SFRS(I) for the first time for the annual period beginning on 1 January 2022:<sup>1</sup>

- Amendment to SFRS(I) 16: *COVID-19-Related Rent Concessions beyond 30 June 2021*<sup>2</sup>
- Amendments to SFRS(I) 3: *Reference to the Conceptual Framework*
- Amendments to SFRS(I) 1-16: *Property, Plant and Equipment – Proceeds before Intended Use*
- Amendments to SFRS(I) 1-37: *Onerous Contracts – Cost of Fulfilling a Contract*
- Annual Improvements to SFRS(I)s 2018-2020

Other than the amendment relating to SFRS(I) 1-37: *Onerous Contracts – Cost of Fulfilling a Contract*, the application of these amendments to standards and interpretations does not have a material effect on the financial statements.

Note Reference Explanatory note

1.	1-1.38	Comparative information is generally required in respect of the preceding period for all amounts reported in the current period's financial statements, and if it is relevant to understanding the current period's financial statements, also for narrative and descriptive information. However, when entities adopt new accounting standards without restating comparative information, the disclosure requirements of the new standards do not normally apply to the comparative period because the comparative information reflects the requirements of the superseded standards.
2.	1-1.38	Appendix I-H includes an illustration of disclosures for entities where adjustments to opening equity balances as at 1 January 2022 are required to be recognised on adoption of the amendments. For further information about onerous contracts, see our <a href="#">web article: Assessing if a contract is onerous</a> .
3.	1-1.117(b)	The accounting policies describe each specific accounting policy that is relevant to an understanding of the financial statements.
	1-8.5	Accounting policies are the specific principles, bases, conventions, rules and practices that an entity applies in preparing and presenting financial statements.
4.		The example accounting policies disclosed in these illustrative financial statements reflect the facts and circumstances of the fictitious corporation on which these financial statements are based, by describing only the specific policies that are relevant to an understanding of the financial statements. For example, the accounting policy for preference shares is not intended to be a complete description of the classification of such shares in general. These example accounting policies should not be relied upon for a complete understanding of SFRS(I) and should not be used as a substitute for referring to the standards and interpretations themselves. The accounting policy disclosures appropriate for an entity depend on the facts and circumstances of that entity, including the accounting policy choices an entity makes, and may differ from the disclosures illustrated in these illustrative financial statements. The recognition and measurement requirements of SFRS(I) are discussed in <i>Insights into IFRS</i> .

Reference

# Notes to the financial statements

## 2. Basis of preparation (continued)

### 2.5 Changes in accounting policies (continued)

#### (ii) New standards and amendments (continued)

1-37.68A, 94A

The Group has adopted Amendments to SFRS(I) 1-37: *Onerous Contracts – Cost of Fulfilling a Contract* from 1 January 2022. This resulted in a change in accounting policy for performing an onerous contracts assessment. Previously, the Group included only incremental costs to fulfil a contract when determining whether that contract was onerous. The revised policy is to include both incremental costs and an allocation of other direct costs.

The amendments apply prospectively to contracts existing at the date when the amendments are first applied. The Group has analysed all contracts existing at 1 January 2022 and determined that none of them would be identified as onerous applying the revised accounting policy – i.e. there is no impact on the opening equity balances as at 1 January 2022 as a result of the change.<sup>1,2</sup>

## 3. Significant accounting policies<sup>3, 4</sup>

1-1.112(a), 116,  
117,119-121

The accounting policies set out below have been applied consistently to all periods presented in these financial statements, except as explained in [note 2.5](#), which addresses changes in accounting policies.

5.34, 1-1.41,  
1-8.28

Certain comparative amounts have been restated, reclassified or re-presented, as a result of either changes in accounting policies (see [note 2.5](#)), a change in the classification of certain depreciation expenses during the current year (see [note 4](#)), or an operation discontinued during the current year (see [note 29](#)).

### 3.1 Basis of consolidation

#### (i) Business combinations

3.3-4, 32, 34,  
53, B5-B12

The Group accounts for business combinations using the acquisition method when the acquired set of activities and assets meets the definition of a business and control is transferred to the Group (see note ii). In determining whether a particular set of activities and assets is a business, the Group assesses whether the set of assets and activities acquired includes, at a minimum, an input and substantive process and whether the acquired set has the ability to produce outputs.

The Group has an option to apply a ‘concentration test’ that permits a simplified assessment of whether an acquired set of activities and assets is not a business. The optional concentration test is met if substantially all of the fair value of the gross assets acquired is concentrated in a single identifiable asset or group of similar identifiable assets.

3.32

The Group measures goodwill at the date of acquisition as:

- the consideration transferred (generally measured at fair value); plus
- the recognised amount of any NCI in the acquiree; plus
- if the business combination is achieved in stages, the fair value of the pre-existing equity interest in the acquiree,

over the net recognised amount (generally measured at fair value) of the identifiable assets acquired and liabilities assumed. Any goodwill that arises is tested annually for impairment.

3.34

When the excess is negative, a bargain purchase gain is recognised immediately in profit or loss.

3.B52

The consideration transferred does not include amounts related to the settlement of pre-existing relationships. Such amounts are generally recognised in profit or loss.

Note Reference    Explanatory note

<p><b>1.</b>    12.11</p>	<p>If the financial statements of a subsidiary used to prepare consolidated financial statements are of a date or for a period that is different from that of the consolidated financial statements, then the entity discloses:</p> <ul style="list-style-type: none"> <li>• the reporting date of the subsidiary; and</li> <li>• the reason for using a different date or period.</li> </ul>
<p><b>2.</b></p>	<p>The accounting for common control transactions in the absence of specific guidance in SFRS(I) is discussed in <a href="#">Insights into IFRS (5.13)</a>. These illustrative financial statements illustrate one possible method to account for common control transactions.</p>



Reference

# Notes to the financial statements

## 3. Significant accounting policies (continued)

### 3.1 Basis of consolidation (continued)

#### (i) Business combinations (continued)

3.40, 58 Any contingent consideration payable is recognised at fair value at the date of acquisition and included in the consideration transferred. If the contingent consideration that meets the definition of a financial instrument is classified as equity, it is not remeasured and settlement is accounted for within equity. Otherwise, other contingent consideration is remeasured at fair value at each reporting date and subsequent changes to the fair value of the contingent consideration are recognised in profit or loss.

3.30, B57-61 When share-based payment awards (replacement awards) are required to be exchanged for awards held by the acquiree's employees (acquiree's awards) and relate to past services, then all or a portion of the amount of the acquirer's replacement awards is included in measuring the consideration transferred in the business combination. This determination is based on the market-based value of the replacement awards compared with the market-based value of the acquiree's awards and the extent to which the replacement awards relate to pre-combination service.

3.19 NCI that are present ownership interests and entitle their holders to a proportionate share of the acquiree's net assets in the event of liquidation are measured either at fair value or at the NCI's proportionate share of the recognised amounts of the acquiree's identifiable net assets, at the date of acquisition. The measurement basis taken is elected for each business combination. All other NCI are measured at acquisition-date fair value, unless another measurement basis is required by SFRS(I)s.

3.53 Costs related to the acquisition, other than those associated with the issue of debt or equity investments, that the Group incurs in connection with a business combination are expensed as incurred.

10.23, B96 Changes in the Group's interest in a subsidiary that do not result in a loss of control are accounted for as equity transactions.

#### (ii) Subsidiaries<sup>1</sup>

10.6, 20 Subsidiaries are entities controlled by the Group. The Group controls an entity when it is exposed to, or has rights to, variable returns from its involvement with the entity and has the ability to affect those returns through its power over the entity. The financial statements of subsidiaries are included in the consolidated financial statements from the date that control commences until the date that control ceases.

10.B87, B94 The accounting policies of subsidiaries have been changed when necessary to align them with the policies adopted by the Group. Losses applicable to the NCI in a subsidiary are allocated to the NCI even if doing so causes the NCI to have a deficit balance.

#### (iii) Acquisitions from entities under common control<sup>2</sup>

Business combinations arising from transfers of interests in entities that are under the control of the shareholder that controls the Group are accounted for as if the acquisition had occurred at the beginning of the earliest comparative year presented or, if later, at the date that common control was established; for this purpose comparatives are restated. The assets and liabilities acquired are recognised at the carrying amounts recognised previously in the consolidated financial statements of the Group's controlling shareholder. The components of equity of the acquired entities are added to the same components within Group equity and any gain/loss arising is recognised directly in equity.

Note Reference Explanatory note

- |    |  |
|----|--|
| 1. | <p>Equity-accounted investees include associates and joint ventures. Although it is not illustrated, an equity-accounted investee may have accounting policies for items that are not applicable to the investor, for example when the investor's financial statements do not include line items in respect of the investee's financial statement items. If disclosure of the accounting policies of the investee is considered necessary for an understanding of equity-accounted earnings, or the carrying amount of such investees in the statement of financial position, then in our view this information should be included in the accounting policy note regarding equity-accounted investees. This issue is discussed in <a href="#">Insights into IFRS (5.10.140.150)</a>.</p> |
| 2. | <p>SFRS(I) does not specify whether the elimination of unrealised gains and losses resulting from transactions with equity-accounted investees is presented as a reduction of the investment or as a reduction in the underlying asset, e.g. inventory. In our view, either approach is acceptable and the entity should disclose the accounting policy adopted. This issue is discussed in <a href="#">Insights into IFRS (3.5.430.30)</a>.</p>   |

Reference

# Notes to the financial statements

## 3. Significant accounting policies (continued)

### 3.1 Basis of consolidation (continued)

#### (iv) Loss of control

10.25,  
B98-99

When the Group loses control over a subsidiary, it derecognises the assets and liabilities of the subsidiary, and any related NCI and other components of equity. Any resulting gain or loss is recognised in profit or loss. Any interest retained in the former subsidiary is measured at fair value when control is lost.

#### (v) Investments in equity-accounted investees<sup>1</sup>

1-28.3, 5,  
11.16

Associates are those entities in which the Group has significant influence, but not control or joint control, over the financial and operating policies of these entities. Significant influence is presumed to exist when the Group holds 20% or more of the voting power of another entity. A joint venture is an arrangement in which the Group has joint control, whereby the Group has rights to the net assets of the arrangement, rather than rights to its assets and obligations for its liabilities.

1-28.10, 27

Investments in associates and joint ventures are accounted for using the equity method. They are initially recognised at cost, which includes transaction costs. Subsequent to initial recognition, the consolidated financial statements include the Group's share of the profit or loss and OCI of equity-accounted investees, after adjustments to align the accounting policies with those of the Group, from the date that significant influence or joint control commences until the date that significant influence or joint control ceases.

1-28.38-39

When the Group's share of losses exceeds its investment in an equity-accounted investee, the carrying amount of the investment, together with any long-term interests that form part thereof, is reduced to zero, and the recognition of further losses is discontinued except to the extent that the Group has an obligation to fund the investee's operations or has made payments on behalf of the investee.

#### (vi) Joint operations

11.4, 6,  
15, 20

A joint operation is an arrangement in which the Group has joint control whereby the Group has rights to the assets, and obligations for the liabilities, relating to an arrangement. The Group accounts for each of its assets, liabilities and transactions, including its share of those held or incurred jointly, in relation to the joint operation.

#### (vii) Transactions eliminated on consolidation

1-28.28,  
10.B86(c)

Intra-group balances and transactions, and any unrealised income and expenses (except for foreign currency transaction gains or losses) arising from intra-group transactions, are eliminated in preparing the consolidated financial statements. Unrealised gains arising from transactions with equity-accounted investees are eliminated against the investment to the extent of the Group's interest in the investee.<sup>2</sup> Unrealised losses are eliminated in the same way as unrealised gains, but only to the extent that there is no evidence of impairment.

#### (viii) Subsidiaries, associates and joint ventures in the separate financial statements

1-27.10,  
1-28.44

Investments in subsidiaries, associates and joint ventures are stated in the Company's statement of financial position at cost less accumulated impairment losses.

Note Reference Explanatory note

- |    |  |
|----|--|
| 1. | <p>In our experience, the most common practice is for all such exchange differences related to monetary items to be included as part of finance costs. However, it is also acceptable to allocate the exchange differences to the various line items affected. If exchange differences are allocated in this way, then this should be done consistently from period to period having regard to the guidance in SFRS(I) 1-1 on offsetting, and in our view it would be necessary to disclose the entity's allocation policy, if it is significant, in the financial statements. This issue is discussed in <a href="#">Insights into IFRS (2.7.160.20)</a>.</p> |
|----|--|

Reference

# Notes to the financial statements

## 3. Significant accounting policies (continued)

### 3.2 Foreign currency

#### (i) Foreign currency transactions

1-21.21, 23(a)

Transactions in foreign currencies are translated to the respective functional currencies of Group entities at exchange rates at the dates of the transactions. Monetary assets and liabilities denominated in foreign currencies at the reporting date are translated to the functional currency at the exchange rate at that date. The foreign currency gain or loss on monetary items is the difference between amortised cost in the functional currency at the beginning of the year, adjusted for effective interest and payments during the year, and the amortised cost in foreign currency translated at the exchange rate at the end of the year.

1-21.23, 9.B5.7.3

Non-monetary assets and liabilities denominated in foreign currencies that are measured at fair value are translated to the functional currency at the exchange rate at the date that the fair value was determined. Non-monetary items in a foreign currency that are measured in terms of historical cost are translated using the exchange rate at the date of the transaction. Foreign currency differences arising on translation are generally recognised in profit or loss and presented within finance costs/income.<sup>1</sup> However, foreign currency differences arising from the translation of the following items are recognised in OCI:

- an equity investment designated as at FVOCI
- a financial liability designated as a hedge of the net investment in a foreign operation to the extent that the hedge is effective; and
- qualifying cash flow hedges to the extent that the hedges are effective.

#### (ii) Foreign operations

1-21.39

The assets and liabilities of foreign operations, including goodwill and fair value adjustments arising on acquisition, are translated to Singapore dollars at exchange rates at the reporting date. The income and expenses of foreign operations are translated to Singapore dollars at exchange rates at the dates of the transactions.

1-21.41, 48 – 48D,  
10.B94

Foreign currency differences are recognised in OCI. However, if the foreign operation is a non-wholly-owned subsidiary, then the relevant proportionate share of the translation difference is allocated to the NCI. When a foreign operation is disposed of such that control, significant influence or joint control is lost, the cumulative amount in the translation reserve related to that foreign operation is reclassified to profit or loss as part of the gain or loss on disposal. When the Group disposes of only part of its interest in a subsidiary that includes a foreign operation while retaining control, the relevant proportion of the cumulative amount is reattributed to NCI. When the Group disposes of only part of its investment in an associate or joint venture that includes a foreign operation while retaining significant influence or joint control, the relevant proportion of the cumulative amount is reclassified to profit or loss.

1-21.15

When the settlement of a monetary item receivable from or payable to a foreign operation is neither planned nor likely to occur in the foreseeable future, foreign exchange gains and losses arising from such a monetary item that are considered to form part of a net investment in a foreign operation are recognised in OCI, and are presented in the translation reserve in equity.

Note Reference Explanatory note

- |  |   |
|--|---|
| <p><b>1.</b>    <i>9.4.1.1, B4.4.1</i></p> | <p>Under SFRS(I) 9, the reclassification of financial assets is required if, and only if, the objective of the entity's business model for managing those financial assets changes. Such changes are expected to be very infrequent, and are determined by an entity's senior management as a result of external or internal changes. These changes have to be significant to the entity's operations and demonstrable to external parties. Accordingly, a change in the objective of an entity's business model will occur only when an entity either begins or ceases to carry out an activity that is significant to its operations - e.g. when the entity has acquired, disposed of or terminated a business line. For further guidance, refer to <a href="#">Insights into IFRS (7.4.450.10-20)</a>.</p> <p>Such reclassifications require additional disclosures under paragraph 12B – D of SFRS(I) 7 to be made.</p> |
|--|---|

Reference

# Notes to the financial statements

## 3. Significant accounting policies (continued)

### 7.21 3.3 Financial instruments

#### (i) Recognition and initial measurement

##### Non-derivative financial assets and financial liabilities

9.3.1.1 Trade receivables and debt investments issued are initially recognised when they are originated. All other financial assets and financial liabilities are initially recognised when the Group becomes a party to the contractual provisions of the instrument.

9.5.1.1, 5.1.3, 15.D A financial asset (unless it is a trade receivable without a significant financing component) or financial liability is initially measured at fair value plus or minus, for an item not at FVTPL, transaction costs that are directly attributable to its acquisition or issue. A trade receivable without a significant financing component is initially measured at the transaction price.

#### (ii) Classification and subsequent measurement

##### Non-derivative financial assets

9.4.1.1 On initial recognition, a financial asset is classified as measured at: amortised cost; FVOCI – debt investment; FVOCI – equity investment; or FVTPL.

9.4.4.1, 5.6.1 Financial assets are not reclassified subsequent to their initial recognition unless the Group changes its business model for managing financial assets, in which case all affected financial assets are reclassified on the first day of the first reporting period following the change in the business model.<sup>1</sup>

##### Financial assets at amortised cost

9.4.1.2 A financial asset is measured at amortised cost if it meets both of the following conditions and is not designated as at FVTPL:

- it is held within a business model whose objective is to hold assets to collect contractual cash flows; and
- its contractual terms give rise on specified dates to cash flows that are solely payments of principal and interest on the principal amount outstanding.

##### Debt investments at FVOCI

9.4.1.2A A debt investment is measured at FVOCI if it meets both of the following conditions and is not designated as at FVTPL:

- it is held within a business model whose objective is achieved by both collecting contractual cash flows and selling financial assets; and
- its contractual terms give rise on specified dates to cash flows that are solely payments of principal and interest on the principal amount outstanding.

##### Equity investments at FVOCI

9.4.1.4, 5.7.5 On initial recognition of an equity investment that is not held-for-trading, the Group may irrevocably elect to present subsequent changes in the investment's fair value in OCI. This election is made on an investment-by-investment basis.

##### Financial assets at FVTPL

9.4.1.5 All financial assets not classified as measured at amortised cost or FVOCI as described above are measured at FVTPL. On initial recognition, the Group may irrevocably designate a financial asset that otherwise meets the requirements to be measured at amortised cost or at FVOCI as at FVTPL if doing so eliminates or significantly reduces an accounting mismatch that would otherwise arise.



Note Reference Explanatory note

- |    |            |  |
|----|------------|--|
| 1. | 9.B4.1.1-2 | The objective of the entity's business model is not based on management's intentions with respect to an individual instrument, but rather is determined at a higher level of aggregation. The assessment needs to reflect the way that an entity manages its business or businesses. A single reporting entity may have more than one business model for managing its financial instruments. This issue is discussed in <a href="#">Insights into IFRS (7.4.70.30)</a> .             |
| 2. |            | SFRS(I) 9 does not provide specific guidance for business model assessment related to portfolios of financial assets for which the entity's objectives include transfers of financial assets to third parties in transactions that do not qualify for derecognition. In our view, whether such a portfolio is considered consistent with a held-to-collect business model depends on the circumstances. This issue is discussed in <a href="#">Insights into IFRS (7.4.110.15)</a> . |

Reference

# Notes to the financial statements

## 3. Significant accounting policies (continued)

### 3.3 Financial instruments (continued)

#### (ii) Classification and subsequent measurement (continued)

##### Financial assets: Business model assessment

9.B4.1.2

The Group makes an assessment of the objective of the business model in which a financial asset is held at a portfolio level<sup>1</sup> because this best reflects the way the business is managed and information is provided to management. The information considered includes:

9.B4.1.2B-  
B4.1.2C,  
B4.1.4A,  
B4.1.5

- the stated policies and objectives for the portfolio and the operation of those policies in practice. These include whether management's strategy focuses on earning contractual interest income, maintaining a particular interest rate profile, matching the duration of the financial assets to the duration of any related liabilities or expected cash outflows or realising cash flows through the sale of the assets;
- how the performance of the portfolio is evaluated and reported to the Group's management;
- the risks that affect the performance of the business model (and the financial assets held within that business model) and how those risks are managed;
- how managers of the business are compensated - e.g. whether compensation is based on the fair value of the assets managed or the contractual cash flows collected; and
- the frequency, volume and timing of sales of financial assets in prior periods, the reasons for such sales and expectations about future sales activity.

Transfers of financial assets to third parties in transactions that do not qualify for derecognition are not considered sales for this purpose, consistent with the Group's continuing recognition of the assets.<sup>2</sup>

9.B4.1.6

Financial assets that are held-for-trading or are managed and whose performance is evaluated on a fair value basis are measured at FVTPL.

##### Non-derivative financial assets: Assessment whether contractual cash flows are solely payments of principal and interest

9.4.1.3,  
B4.1.7A-7B,  
B4.1.9A-9E

For the purposes of this assessment, 'principal' is defined as the fair value of the financial asset on initial recognition. 'Interest' is defined as consideration for the time value of money and for the credit risk associated with the principal amount outstanding during a particular period of time and for other basic lending risks and costs (e.g. liquidity risk and administrative costs), as well as a profit margin.

In assessing whether the contractual cash flows are solely payments of principal and interest, the Group considers the contractual terms of the instrument. This includes assessing whether the financial asset contains a contractual term that could change the timing or amount of contractual cash flows such that it would not meet this condition. In making this assessment, the Group considers:

- contingent events that would change the amount or timing of cash flows;
- terms that may adjust the contractual coupon rate, including variable rate features;
- prepayment and extension features; and
- terms that limit the Group's claim to cash flows from specified assets (e.g. non-recourse features).

9.B4.1.11(b),  
B4.1.12

A prepayment feature is consistent with the solely payments of principal and interest criterion if the prepayment amount substantially represents unpaid amounts of principal and interest on the principal amount outstanding, which may include reasonable compensation for early termination of the contract. Additionally, for a financial asset acquired at a significant discount or premium to its contractual par amount, a feature that permits or requires prepayment at an amount that substantially represents the contractual par amount plus accrued (but unpaid) contractual interest (which may also include reasonable compensation for early termination) is treated as consistent with this criterion if the fair value of the prepayment feature is insignificant at initial recognition.

This page has been left blank intentionally.

Reference

# Notes to the financial statements

## 3. Significant accounting policies (continued)

### 3.3 Financial instruments (continued)

#### (ii) Classification and subsequent measurement (continued)

7.B5(e) Non-derivative financial assets: Subsequent measurement and gains and losses

##### *Financial assets at FVTPL*

9.5.7.1 These assets are subsequently measured at fair value. Net gains and losses, including any interest or dividend income, are recognised in profit or loss.

##### *Financial assets at amortised cost*

9.5.7.2 These assets are subsequently measured at amortised cost using the effective interest method. The amortised cost is reduced by impairment losses. Interest income, foreign exchange gains and losses and impairment are recognised in profit or loss. Any gain or loss on derecognition is recognised in profit or loss.

##### *Debt investments at FVOCI*

9.5.7.10-11 These assets are subsequently measured at fair value. Interest income calculated using the effective interest method, foreign exchange gains and losses and impairment are recognised in profit or loss. Other net gains and losses are recognised in OCI. On derecognition, gains and losses accumulated in OCI are reclassified to profit or loss.

##### *Equity investments at FVOCI*

9.5.7.5-6,  
B5.7.1 These assets are subsequently measured at fair value. Dividends are recognised as income in profit or loss unless the dividend clearly represents a recovery of part of the cost of the investment. Other net gains and losses are recognised in OCI and are never reclassified to profit or loss.

#### **Non-derivative financial liabilities: Classification, subsequent measurement and gains and losses**

9.5.7.1 Financial liabilities are classified as measured at amortised cost or FVTPL. A financial liability is classified as at FVTPL if it is classified as held-for-trading or it is designated as such on initial recognition. Financial liabilities at FVTPL are measured at fair value and net gains and losses, including any interest expense, are recognised in profit or loss. Directly attributable transaction costs are recognised in profit or loss as incurred.

Other financial liabilities are initially measured at fair value less directly attributable transaction costs. They are subsequently measured at amortised cost using the effective interest method. Interest expense and foreign exchange gains and losses are recognised in profit or loss.

#### (iii) Derecognition

##### **Financial assets**

9.3.2.3-6 The Group derecognises a financial asset when:

- the contractual rights to the cash flows from the financial asset expire; or
- it transfers the rights to receive the contractual cash flows in a transaction in which either:
  - substantially all of the risks and rewards of ownership of the financial asset are transferred; or
  - the Group neither transfers nor retains substantially all of the risks and rewards of ownership and it does not retain control of the financial asset.

9.3.2.6(b) Transferred assets are not derecognised when the Group enters into transactions whereby it transfers assets recognised in its statement of financial position, but retains either all or substantially all of the risks and rewards of the transferred assets.

This page has been left blank intentionally.

Reference

# Notes to the financial statements

## 3. Significant accounting policies (continued)

### 3.3 Financial instruments (continued)

#### (iii) Derecognition (continued)

##### Financial liabilities

9.3.3.1-2

The Group derecognises a financial liability when its contractual obligations are discharged or cancelled, or expire. The Group also derecognises a financial liability when its terms are modified and the cash flows of the modified liability are substantially different, in which case a new financial liability based on the modified terms is recognised at fair value.

9.3.3.3

On derecognition of a financial liability, the difference between the carrying amount extinguished and the consideration paid (including any non-cash assets transferred or liabilities assumed) is recognised in profit or loss.

##### Interest rate benchmark reform

9.5.4.7, 5.4.9

When the basis for determining the contractual cash flows of a financial asset or financial liability measured at amortised cost changes as a result of interest rate benchmark reform, the Group updates the effective interest rate of the financial asset or financial liability to reflect the change that is required by the reform. No immediate gain or loss is recognised. A change in the basis for determining the contractual cash flows is required by interest rate benchmark reform if the following conditions are met:

- the change is necessary as a direct consequence of the reform; and
- the new basis for determining the contractual cash flows is economically equivalent to the previous basis – i.e. the basis immediately before the change.

When changes were made to a financial asset or financial liability in addition to changes to the basis for determining the contractual cash flows required by interest rate benchmark reform, the Group first updates the effective interest rate of the financial asset or financial liability to reflect the change that is required by interest rate benchmark reform. After that, the Group applies the policies on accounting for modifications to the additional changes.

#### (iv) Offsetting

1-32.42

Financial assets and financial liabilities are offset and the net amount presented in the statement of financial position when, and only when, the Group currently has a legally enforceable right to set off the amounts and it intends either to settle them on a net basis or to realise the asset and settle the liability simultaneously.

#### (v) Cash and cash equivalents

1-7.8, 45, 46

Cash and cash equivalents comprise cash balances and short-term deposits with maturities of three months or less from the date of acquisition that are subject to an insignificant risk of changes in their fair value, and are used by the Group in the management of its short-term commitments. For the purpose of the statement of cash flows, bank overdrafts that are repayable on demand and that form an integral part of the Group's cash management are included in cash and cash equivalents.

#### (vi) Service concession arrangements

The Group recognises a financial asset arising from a service concession arrangement when it has an unconditional contractual right to receive cash from or at the direction of the grantor for the construction or upgrade services provided, and the right to receive cash depends only on the passage of time. Such financial assets are measured at fair value on initial recognition and classified as financial assets measured at amortised cost.

If the Group is paid for the construction services partly by a financial asset and partly by an intangible asset, then each component of the consideration is accounted for separately and is initially recognised at the fair value of the consideration.

Note Reference Explanatory note

1.	<p>The Group has not completed its transition from interbank offered rates (IBORs) to new benchmark rates and has some transactions for which the benchmark rate has not been replaced with an alternative benchmark rate as at 31 December 2022. As a result, the amendments to SFRS(I) 9, SFRS(I) 1-39 and SFRS(I) 7 in December 2019 (Phase 1 amendments) continue to apply to those hedging relationships directly affected by IBOR reform.</p> <p><a href="#">Guide to annual financial statements – Illustrative disclosures (2021)</a> (note 5) provides illustrative significant accounting policies relating to the Phase 2 amendments. In the guide, the Group has replaced its sterling LIBOR exposures with SONIA.</p>
----	--

Reference

# Notes to the financial statements

## 3. Significant accounting policies (continued)

### 3.3 Financial instruments (continued)

#### (vii) Derivative financial instruments and hedge accounting

##### *Derivative financial instruments and hedge accounting*

9.4.3.3 The Group holds derivative financial instruments to hedge its foreign currency and interest rate risk exposures. Embedded derivatives are separated from the host contract and accounted for separately if the host contract is not a financial asset and certain criteria are met.

9.5.1.1, 5.2.1(c) Derivatives are initially measured at fair value and any directly attributable transaction costs are recognised in profit or loss as incurred. Subsequent to initial recognition, derivatives are measured at fair value, and changes therein are generally recognised in profit or loss.

9.6.4.1(a), (c) The Group designates certain derivatives and non-derivative financial instruments as hedging instruments in qualifying hedging relationships. At inception of designated hedging relationships, the Group documents the risk management objective and strategy for undertaking the hedge. The Group also documents the economic relationship between the hedged item and the hedging instrument, including whether the changes in cash flows of the hedged item and hedging instrument are expected to offset each other.

##### *Hedges directly affected by interest rate benchmark reform<sup>1</sup>*

##### *Phase 1 amendments: Prior to interest rate benchmark reform – when there is uncertainty arising from interest rate benchmark reform*

9.6.8.6 For the purpose of evaluating whether there is an economic relationship between the hedged item(s) and the hedging instrument(s), the Group assumes that the benchmark interest rate is not altered as a result of interest rate benchmark reform.

9.6.8.4 – 6.8.5 For a cash flow hedge of a forecast transaction, the Group assumes that the benchmark interest rate will not be altered as a result of interest rate benchmark reform for the purpose of assessing whether the forecast transaction is highly probable and presents an exposure to variations in cash flows that could ultimately affect profit or loss. In determining whether a previously designated forecast transaction in a discontinued cash flow hedge is still expected to occur, the Group assumes that the interest rate benchmark cash flows designated as a hedge will not be altered as a result of interest rate benchmark reform.

9.6.8.9 – 6.8.11 The Group will cease to apply the specific policy for assessing the economic relationship between the hedged item and the hedging instrument (i) to a hedged item or hedging instrument when the uncertainty arising from interest rate benchmark reform is no longer present with respect to the timing and the amount of the contractual cash flows of the respective item or instrument or (ii) when the hedging relationship is discontinued. For its highly probable assessment of the hedged item, the Group will no longer apply the specific policy when the uncertainty arising from interest rate benchmark reform about the timing and the amount of the interest rate benchmark-based future cash flows of the hedged item is no longer present, or when the hedging relationship is discontinued.



This page has been left blank intentionally

Reference

# Notes to the financial statements

## 3. Significant accounting policies (continued)

### 3.3 Financial instruments (continued)

#### (vii) Derivative financial instruments and hedge accounting (continued)

##### *Hedges directly affected by interest rate benchmark reform (continued)*

##### Phase 2 amendments: Replacement of benchmark interest rates – when there is no longer uncertainty arising from interest rate benchmark reform

9.6.9.1

When the basis for determining the contractual cash flows of the hedged item or the hedging instrument changes as a result of interest rate benchmark reform and therefore there is no longer uncertainty arising about the cash flows of the hedged item or the hedging instrument, the Group amends the hedge documentation of that hedging relationship to reflect the change(s) required by interest rate benchmark reform. A change in the basis for determining the contractual cash flows is required by interest rate benchmark reform if the following conditions are met:

- the change is necessary as a direct consequence of the reform; and
- the new basis for determining the contractual cash flows is economically equivalent to the previous basis – i.e. the basis immediately before the change.

For this purpose, the hedge designation is amended only to make one or more of the following changes:

- designating an alternative benchmark rate as the hedged risk;
- updating the description of hedged item, including the description of the designated portion of the cash flows or fair value being hedged; or
- updating the description of the hedging instrument.

9.6.9.2

The Group amends the description of the hedging instrument only if the following conditions are met:

- it makes a change required by interest rate benchmark reform by using an approach other than changing the basis for determining the contractual cash flows of the hedging instrument;
- the chosen approach is economically equivalent to changing the basis for determining the contractual cash flows of the original hedging instrument; and
- the original hedging instrument is not derecognised.

9.6.9.4

The Group also amends the formal hedge documentation by the end of the reporting period during which a change required by interest rate benchmark reform is made to the hedged risk, hedged item or hedging instrument. These amendments in the formal hedge documentation do not constitute the discontinuation of the hedging relationship or the designation of a new hedging relationship.

9.6.9.5

If changes are made in addition to those changes required by interest rate benchmark reform described above, then the Group first considers whether those additional changes result in the discontinuation of the hedge accounting relationship. If the additional changes do not result in discontinuation of the hedge accounting relationship, then the Group amends the formal hedge documentation for changes required by interest rate benchmark reform as mentioned above.

9.6.9.7 – 9.6.9.8

When the interest rate benchmark on which the hedged future cash flows had been based is changed as required by interest rate benchmark reform, for the purpose of determining whether the hedged future cash flows are expected to occur, the Group deems that the hedging reserve recognised in OCI for that hedging relationship is based on the alternative benchmark rate on which the hedged future cash flows will be based.

This page has been left blank intentionally

Reference

# Notes to the financial statements

## 3. Significant accounting policies (continued)

### 3.3 Financial instruments (continued)

#### (vii) Derivative financial instruments and hedge accounting (continued)

##### *Hedges directly affected by interest rate benchmark reform (continued)*

##### Phase 2 amendments: Replacement of benchmark interest rates – when there is no longer uncertainty arising from interest rate benchmark reform (continued)

##### *Cash flow hedges*

The Group designates certain derivatives as hedging instruments to hedge the variability in cash flows associated with highly probable forecast transactions arising from changes in foreign exchange rates and interest rates.

9.6.5.11, 16

When a derivative is designated as a cash flow hedging instrument, the effective portion of changes in the fair value of the derivative is recognised in OCI and accumulated in the hedging reserve. The effective portion of changes in the fair value of the derivative that is recognised in OCI is limited to the cumulative change in fair value of the hedged item, determined on a present value basis, from inception of the hedge. Any ineffective portion of changes in the fair value of the derivative is recognised immediately in profit or loss.

The Group designates only the change in fair value of the spot element of forward exchange contracts as the hedging instrument in cash flow hedging relationships. The change in fair value of the forward element of forward exchange contracts ('forward points') is separately accounted for as a cost of hedging and recognised in a cost of hedging reserve within equity.

When the hedged forecast transaction subsequently results in the recognition of a non-financial item such as inventory, the amount accumulated in the hedging reserve and the cost of hedging reserve is included directly in the initial cost of the non-financial item when it is recognised.

For all other hedged forecast transactions, the amount accumulated in the hedging reserve and the cost of hedging reserve is reclassified to profit or loss in the same period or periods during which the hedged expected future cash flows affect profit or loss.

9.6.5.6-7, 12

If the hedge no longer meets the criteria for hedge accounting or the hedging instrument is sold, expires, is terminated or is exercised, then hedge accounting is discontinued prospectively. When hedge accounting for cash flow hedges is discontinued, the amount that has been accumulated in the hedging reserve and the cost of hedging reserve remains in equity until, for a hedge of a transaction resulting in recognition of a non-financial item, it is included in the non-financial item's cost on its initial recognition or, for other cash flow hedges, it is reclassified to profit or loss in the same period or periods as the hedged expected future cash flows affect profit or loss.

If the hedged future cash flows are no longer expected to occur, then the amounts that have been accumulated in the hedging reserve and the cost of hedging reserve are immediately reclassified to profit or loss.

Note *Reference* **Explanatory note**

1.	<p>Issues related to the classification of preference share capital as debt or equity are discussed in <a href="#"><i>Insights into IFRS (7.3.760)</i></a>.</p> <p>The disclosures illustrated here are not intended to be a complete description of accounting policies that may be applicable to preference share capital.</p>
----	--

Reference

# Notes to the financial statements

## 3. Significant accounting policies (continued)

### 3.3 Financial instruments (continued)

#### (vii) Derivative financial instruments and hedge accounting (continued)

##### *Net investment hedges*

The Group designates certain derivatives and non-derivative financial liabilities as hedges of foreign exchange risk on a net investment in a foreign operation.

9.6.5.13-14 When a derivative instrument or a non-derivative financial liability is designated as the hedging instrument in a hedge of a net investment in a foreign operation, the effective portion of changes in the fair value of a derivative or foreign exchange gains and losses for a non-derivative is recognised in OCI and presented in the translation reserve within equity. Any ineffective portion of the changes in the fair value of the derivative or foreign exchange gains and losses on the non-derivative is recognised immediately in profit or loss. The amount recognised in OCI is fully or partially reclassified to profit or loss as a reclassification adjustment on disposal or partial disposal of the foreign operation, respectively.

#### (viii) Compound financial instruments

1-32.28-32 Compound financial instruments issued by the Group comprise convertible notes denominated in Singapore dollars that can be converted to ordinary shares at the option of the holder, where the number of shares to be issued is fixed and does not vary with changes in fair value.

1-32.38, AG31, 9.5.1.1 The liability component of a compound financial instrument is initially recognised at the fair value of a similar liability that does not have an equity conversion option. The equity component is initially recognised at the difference between the fair value of the compound financial instrument as a whole and the fair value of the liability component. Any directly attributable transaction costs are allocated to the liability and equity components in proportion to their initial carrying amounts.

9.5.3.1 Subsequent to initial recognition, the liability component of a compound financial instrument is measured at amortised cost using the effective interest method. The equity component of a compound financial instrument is not remeasured.

1-32.AG32 Interest related to the financial liability is recognised in profit or loss. On conversion at maturity, the financial liability is reclassified to equity and no gain or loss is recognised.

#### (ix) Share capital

##### *Ordinary shares*

1-32.35 Ordinary shares are classified as equity. Incremental costs directly attributable to the issue of ordinary shares are recognised as a deduction from equity. Income tax relating to transaction costs of an equity transaction is accounted for in accordance with SFRS(I) 1-12.

##### *Preference share capital<sup>1</sup>*

1-32.AG25-26 The Group's redeemable preference shares are classified as financial liabilities, because they bear non-discretionary dividends and are redeemable in cash by the holders. Non-discretionary dividends thereon are recognised as interest expense in profit or loss as accrued.

Non-redeemable preference shares are classified as equity, because they bear discretionary dividends, do not contain any obligations to deliver cash or other financial assets and do not require settlement in a variable number of the Group's equity instruments. Discretionary dividends thereon are recognised as equity distributions on approval by the Company's shareholders.

Note Reference Explanatory note

1.	Neither the application of an accounting policy for transactions or events that did not occur previously, nor the application of an accounting policy to previously immaterial items, is a change in accounting policy. In these illustrative financial statements, distributions of non-cash assets to owners is an example of a new transaction or event for which an accounting policy was not previously required. Consequently the application of the relevant SFRS(I) has not been disclosed as a change in accounting policy.
2.	The Group was previously a first-time adopter of SFRS(I) Standards. It has included the accounting policy for the determination of the cost of property, plant and equipment at the date of transition to SFRS(I) Standards because it regards this information as relevant to an understanding of its financial statements.
3. 1-16.20A, 74A	<p>Under the amendments to SFRS(I) 1-16, proceeds from selling items before the related item of PPE is available for its intended use should be recognised in profit or loss, together with the costs of producing those items. SFRS(I) 1-2 Inventories should be applied in identifying and measuring these production costs.</p> <p>In addition, where costs of testing are included as directly attributable costs, the amendments clarify that testing whether an item of PPE is functioning properly means assessing its technical and physical performance rather than assessing its financial performance – e.g. assessing whether the PPE has achieved a certain level of operating margin.</p> <p>In these illustrative financial statements, the entity does not have any such transactions. Entities with such transactions should assess the impact arising from the adoption of the amendments. Entities are required to disclose separately the amount of sales proceeds and related production cost recognised in profit or loss for sale of items that are not part of the entity’s ordinary activities, and specify the line items in which such proceeds and costs are included in the statement of comprehensive income. This disclosure is not required if such proceeds and cost are presented separately in the statement of comprehensive income.</p>

Reference

# Notes to the financial statements

## 3. Significant accounting policies (continued)

### 3.3 Financial instruments (continued)

#### (ix) Share capital (continued)

##### *Repurchase, disposal and reissue of share capital (treasury shares)*

1-32.33

When share capital recognised as equity is repurchased, the amount of the consideration paid, which includes directly attributable costs, is recognised as a deduction from equity. Repurchased shares are classified as treasury shares and are presented in the reserve for own share account. When treasury shares are sold or reissued subsequently, the amount received is recognised as an increase in equity, and the resulting surplus or deficit on the transaction is presented in non-distributable capital reserve.

##### *Distribution of non-cash assets to owners of the Company<sup>1</sup>*

INT 17.11

The Group measures a liability to distribute non-cash assets as a dividend to the owners of the Company at the fair value of the assets to be distributed. The carrying amount of the dividend is remeasured at each reporting date and at the settlement date, with any changes recognised directly in equity as adjustments to the amount of the distribution. On settlement of the transaction, the Group recognises the difference, if any, between the carrying amount of the assets distributed and the carrying amount of the liability in profit or loss.

#### (x) Intra-group financial guarantees in the separate financial statements

Financial guarantees are financial instruments issued by the Company that require the issuer to make specified payments to reimburse the holder for the loss it incurs because a specified debtor fails to meet payment when due in accordance with the original or modified terms of a debt instrument.

9.5.1.1, 9.4.2.1(c)

Financial guarantees issued are initially measured at fair value. Subsequently, they are measured at the higher of the loss allowance determined in accordance with SFRS(I) 9 and the amount initially recognised less, when appropriate, the cumulative amount of income recognised in accordance with the principles of SFRS(I) 15.

9.A, 5.5.1,  
B5.5.28, 32

ECLs are a probability-weighted estimate of credit losses. ECLs are measured for financial guarantees issued as the expected payments to reimburse the holder less any amounts that the Company expects to recover.

Liabilities arising from financial guarantees are included within 'loans and borrowings'.

## 3.4 Property, plant and equipment

### (i) Recognition and measurement

1.D5, 1-16.30,  
73(a)

Items of property, plant and equipment are measured at cost, which includes capitalised borrowing costs, less accumulated depreciation and accumulated impairment losses. The cost of certain items of property, plant and equipment at 1 January 2017, the Group's date of transition to SFRS(I), was determined with reference to its fair value at that date.<sup>2</sup>

1-16.16

Cost includes expenditure that is directly attributable to the acquisition of the asset. The cost of self-constructed assets includes:

- the cost of materials and direct labour;
- any other costs directly attributable to bringing the assets to a working condition for their intended use<sup>3</sup>;
- when the Group has an obligation to remove the asset or restore the site, an estimate of the costs of dismantling and removing the items and restoring the site on which they are located; and
- capitalised borrowing costs.



This page has been left blank intentionally.

Reference

# Notes to the financial statements

## 3. Significant accounting policies (continued)

### 3.4 Property, plant and equipment (continued)

#### (i) Recognition and measurement (continued)

Cost may also include transfers from equity of any gain or loss on qualifying cash flow hedges of foreign currency purchases of property, plant and equipment. Purchased software that is integral to the functionality of the related equipment is capitalised as part of that equipment.

1-16.45 If significant parts of an item of property, plant and equipment have different useful lives, they are accounted for as separate items (major components) of property, plant and equipment.

1-16.71 Any gain or loss on disposal of an item of property, plant and equipment is recognised in profit or loss.

#### (ii) Subsequent costs

1-16.13 The cost of replacing a component of an item of property, plant and equipment is recognised in the carrying amount of the item if it is probable that the future economic benefits embodied within the component will flow to the Group, and its cost can be measured reliably. The carrying amount of the replaced component is derecognised. The costs of the day-to-day servicing of property, plant and equipment are recognised in profit or loss as incurred.

#### (iii) Depreciation

1-16.44, 53 Depreciation is based on the cost of an asset less its residual value. Significant components of individual assets are assessed and if a component has a useful life that is different from the remainder of that asset, that component is depreciated separately.

1-16.58, 73(b) Depreciation is recognised as an expense in profit or loss on a straight-line basis over the estimated useful lives of each component of an item of property, plant and equipment, unless it is included in the carrying amount of another asset. Land is not depreciated.

1-16.55 Depreciation is recognised from the date that the property, plant and equipment are installed and are ready for use, or in respect of internally constructed assets, from the date that the asset is completed and ready for use.

1-16.73(c) The estimated useful lives for the current and comparative years are as follows:

- buildings 40 years
- plant and equipment 5-12 years
- fixtures and fittings 5-10 years
- major components, spares and servicing equipment 3-5 years

1-16.51 Depreciation methods, useful lives and residual values are reviewed at the end of each reporting period and adjusted if appropriate.

#### (iv) Reclassification to investment property

1-40.62 When the use of a property changes from owner-occupied to investment property, the property is remeasured to fair value and reclassified accordingly. Any gain arising on remeasurement is recognised in profit or loss to the extent that it reverses a previous impairment loss on the specific property, with any remaining gain recognised in OCI and presented in the revaluation reserve in equity. Any loss is recognised immediately in profit or loss. When the property is sold, the related amount in the revaluation reserve is transferred to retained earnings.

Note Reference Explanatory note

1.	<p>In our view, in determining the carrying amount of emissions certificates for the purpose of calculating a gain or loss on disposal, the guidance for determining the cost of inventories should be applied by analogy. In some cases, the certificates will have unique identification numbers, and therefore it will be possible to apply the specific identification method if the holder tracks costs on an individual certificate basis. Otherwise, any reasonable cost allocation method may be used – e.g. average cost or first-in, first-out. The method used should be applied consistently</p> <p>The Group has elected the first-in, first-out allocation method for emissions certificates. The issue is discussed in <a href="#">Insights into IFRS (3.3.167.10)</a>.</p>
----	--

Reference

# Notes to the financial statements

## 3. Significant accounting policies (continued)

### 3.5 Intangible assets and goodwill

#### (i) Goodwill

Goodwill that arises upon the acquisition of subsidiaries is included in intangible assets. For the measurement of goodwill at initial recognition, see [note 3.1\(i\)](#).

#### *Subsequent measurement*

1-28.32,  
1-38.107-108

Goodwill is measured at cost less accumulated impairment losses. In respect of associates and joint ventures, the carrying amount of goodwill is included in the carrying amount of the investment, and an impairment loss on such an investment is not allocated to any asset, including goodwill, that forms part of the carrying amount of the associates and joint ventures.

#### (ii) Research and development

1-38.54-55

Expenditure on research activities, undertaken with the prospect of gaining new scientific or technical knowledge and understanding, is recognised in profit or loss as incurred.

1-38.57, 66

Development activities involve a plan or design for the production of new or substantially improved products and processes. Development expenditure is capitalised only if development costs can be measured reliably, the product or process is technically and commercially feasible, future economic benefits are probable, and the Group intends to and has sufficient resources to complete development and to use or sell the asset. The expenditure capitalised includes the cost of materials, direct labour, overhead costs that are directly attributable to preparing the asset for its intended use, and capitalised borrowing costs. Other development expenditure is recognised in profit or loss as incurred.

1-38.74

Capitalised development expenditure is measured at cost less accumulated amortisation and accumulated impairment losses.

#### (iii) Service concession arrangements

INT 12.17

The Group recognises an intangible asset arising from a service concession arrangement when it has a right to charge for use of the concession infrastructure. An intangible asset received as consideration for providing construction or upgrade services in a service concession arrangement is measured at fair value on initial recognition with reference to the fair value of the services provided. Subsequent to initial recognition, the intangible asset is measured at cost, which includes capitalised borrowing-costs, less accumulated amortisation and accumulated impairment losses.

#### (iv) Emissions certificates

The Group participates in a 'cap and trade' scheme in various countries. Under the scheme, the government in each country sets specific annual limits for emitting pollutants and grants the Group the respective number of emissions certificates. The Group can settle its annual obligation created by the emission of pollutants only by surrendering emissions certificates. If the Group's annual emissions are below the limit, then it can sell the remaining certificates to other parties on a trading platform. Conversely, if the annual emissions exceed the limit, then the Group purchases additional certificates to settle its obligation

1-38.74

The Group recognises emissions certificates as intangible assets. Emissions certificates received from the government are initially measured at fair value, which is determined based on the market price of certificates traded on the platform at that date. Emissions certificates purchased on the trading platform are initially measured at cost. Subsequent to initial recognition, the emissions certificates are measured at cost less any accumulated impairment losses. The cost of emissions certificates is based on the first-in, first-out allocation method.<sup>1</sup>

Note Reference Explanatory note

1.	1-41.54(a), (b)	If biological assets are measured at cost less any accumulated depreciation and accumulated impairment losses because their fair value cannot be estimated reliably, then an entity discloses a description of such biological assets and an explanation of why their fair value cannot be measured reliably.
2.	1-40.75(c)	If the classification of property is difficult, then an entity discloses the criteria developed to distinguish investment property from owner-occupied property and from property held for sale in the ordinary course of business.
3.	1-40.79(a), (b), (e)	If an entity accounts for investment property using the cost model, then it discloses: <ul style="list-style-type: none"> <li>• the depreciation method;</li> <li>• the useful lives or the depreciation rates used; and</li> <li>• the fair value of such investment property.</li> </ul>
4.		For most emissions certificates traded in an active market, no amortisation will be required because the condition of the asset does not change over time, and therefore the residual value will be the same as cost. As a result, the depreciable amount will be zero. This issue is discussed in <a href="#">Insights into IFRS (3.3.165.20)</a> .

Reference

# Notes to the financial statements

## 3. Significant accounting policies (continued)

### 3.5 Intangible assets and goodwill (continued)

#### (v) Other intangible assets

1-38.74

Other intangible assets that are acquired by the Group and have finite useful lives are measured at cost less accumulated amortisation and accumulated impairment losses.

#### (vi) Subsequent expenditure

1-38.18

Subsequent expenditure is capitalised only when it increases the future economic benefits embodied in the specific asset to which it relates. All other expenditure, including expenditure on internally generated goodwill and brands, is recognised in profit or loss as incurred.

#### (vii) Amortisation

1-38.8

Amortisation is calculated based on the cost of the asset, less its residual value.

1-38.97,  
118(a), (b)

Amortisation is recognised in profit or loss on a straight-line basis over the estimated useful lives of intangible assets, other than goodwill and emission certificates<sup>4</sup>, from the date that they are available for use. The estimated useful lives for the current and comparative years are as follows:

- patents and trademarks 10-20 years
- capitalised development costs 5-7 years
- customer relationships 4-5 years
- service concession arrangement 20 years

The estimated useful life of an intangible asset in a service concession arrangement is the period from when the Group is able to charge the public for the use of the infrastructure to the end of the concession period.

1-38.104

Amortisation methods, useful lives and residual values are reviewed at the end of each reporting period and adjusted if appropriate.

### 3.6 Biological assets

1-41.12, 13

Biological assets are measured at fair value less costs to sell, with any change therein recognised in profit or loss.<sup>1</sup> Costs to sell include all costs that would be necessary to sell the assets, including transportation costs. Standing timber is transferred to inventory at its fair value less costs to sell at the date of harvest.

### 3.7 Investment property

1-40.7, 33,  
35, 75(a)

Investment property is property held either to earn rental income or for capital appreciation or for both, but not for sale in the ordinary course of business, use in the production or supply of goods or services or for administrative purposes.<sup>2</sup> Investment property is measured at cost on initial recognition and subsequently at fair value with any change therein recognised in profit or loss.<sup>3</sup>

Cost includes expenditure that is directly attributable to the acquisition of the investment property. The cost of self-constructed investment property includes the cost of materials and direct labour, any other costs directly attributable to bringing the investment property to a working condition for their intended use and capitalised borrowing costs.

1-16.41, 71,  
1-40.62(b)(ii), 69

Any gain or loss on disposal of an investment property (calculated as the difference between the net proceeds from disposal and the carrying amount of the item) is recognised in profit or loss. When an investment property that was previously classified as property, plant and equipment is sold, any related amount included in the revaluation reserve is transferred to retained earnings.

1-40.60

When the use of a property changes such that it is reclassified as property, plant and equipment, its fair value at the date of reclassification becomes its cost for subsequent accounting. Property that is being constructed for future use as investment property is accounted for at fair value.

This page has been left blank intentionally.

Reference

# Notes to the financial statements

## 3. Significant accounting policies (continued)

### 3.8 Leases

- 16.9 At inception of a contract, the Group assesses whether a contract is, or contains, a lease. A contract is, or contains, a lease if the contract conveys the right to control the use of an identified asset for a period of time in exchange for consideration.
- (i) **As a lessee**
- 16.15, 45 At commencement or on modification of a contract that contains a lease component, the Group allocates the consideration in the contract to each lease component on the basis of its relative stand-alone prices. However, for the leases of property, the Group has elected not to separate non-lease components and account for the lease and non-lease components as a single lease component.
- 16.22-24 The Group recognises a right-of-use asset and a lease liability at the lease commencement date. The right-of-use asset is initially measured at cost, which comprises the initial amount of the lease liability adjusted for any lease payments made at or before the commencement date, plus any initial direct costs incurred and an estimate of costs to dismantle and remove the underlying asset or to restore the underlying asset or the site on which it is located, less any lease incentives received.
- 16.29-33 The right-of-use asset is subsequently depreciated using the straight-line method from the commencement date to the end of the lease term, unless the lease transfers ownership of the underlying asset to the Group by the end of the lease term or the cost of the right-of-use asset reflects that the Group will exercise a purchase option. In that case the right-of-use asset will be depreciated over the useful life of the underlying asset, which is determined on the same basis as those of property and equipment. In addition, the right-of-use asset is periodically reduced by impairment losses, if any, and adjusted for certain remeasurements of the lease liability.
- 16.34-35 The right-of-use asset is subsequently stated at cost less accumulated depreciation and impairment losses, except for right-of-use assets that meet the definition of investment property and are carried at fair value in accordance with [note 3.7](#).
- 16.26 The lease liability is initially measured at the present value of the lease payments that are not paid at the commencement date, discounted using the interest rate implicit in the lease or, if that rate cannot be readily determined, the lessee's incremental borrowing rate. Generally, the Group uses the lessee's incremental borrowing rate as the discount rate.
- 1-1.112(c) The Group determines the lessee's incremental borrowing rate by obtaining interest rates from various external financing sources and makes certain adjustments to reflect the terms of the lease and type of the asset leased.
- 16.27 Lease payments included in the measurement of the lease liability comprise the following:
- fixed payments, including in-substance fixed payments;
  - variable lease payments that depend on an index or a rate, initially measured using the index or rate as at the commencement date;
  - amounts expected to be payable under a residual value guarantee; and
  - the exercise price under a purchase option that the Group is reasonably certain to exercise, lease payments in an optional renewal period if the Group is reasonably certain to exercise an extension option, and penalties for early termination of a lease unless the Group is reasonably certain not to terminate early.
- 16.36, 40, 42 The lease liability is measured at amortised cost using the effective interest method. It is remeasured when there is a change in future lease payments arising from a change in an index or rate, if there is a change in the Group's estimate of the amount expected to be payable under a residual value guarantee, if the Group changes its assessment of whether it will exercise a purchase, extension or termination option or if there is a revised in-substance fixed lease payment.



This page has been left blank intentionally.

Reference

# Notes to the financial statements

## 3. Significant accounting policies (continued)

### 3.8 Leases (continued)

#### (i) As a lessee (continued)

16.39 When the lease liability is remeasured in this way, a corresponding adjustment is made to the carrying amount of the right-of-use asset, or is recorded in profit or loss if the carrying amount of the right-of-use asset has been reduced to zero.

16.105 Where the basis for determining future lease payments changes as required by interest rate benchmark reform (see [note 3.3\(iii\)](#)), the Group remeasures the lease liability by discounting the revised lease payments using the revised discount rate that reflects the change to an alternative benchmark interest rate.

16.47-48 The Group presents right-of-use assets that do not meet the definition of investment property in 'property, plant and equipment' and lease liabilities in 'loans and borrowings' in the statement of financial position.

#### *Short-term leases and leases of low-value assets*

16.5-6, 8, 60,  
B3-B8,  
IFRS 16.BC100 The Group has elected not to recognise right-of-use assets and lease liabilities for leases of low-value assets and short-term leases, including IT equipment. The Group recognises the lease payments associated with these leases as an expense on a straight-line basis over the lease term.

#### (ii) As a lessor

16.17 At inception or on modification of a contract that contains a lease component, the Group allocates the consideration in the contract to each lease component on the basis of their relative stand-alone prices.

16.61-62 When the Group acts as a lessor, it determines at lease inception whether each lease is a finance lease or an operating lease.

16.63 To classify each lease, the Group makes an overall assessment of whether the lease transfers substantially all of the risks and rewards incidental to ownership of the underlying asset. If this is the case, then the lease is a finance lease; if not, then it is an operating lease. As part of this assessment, the Group considers certain indicators such as whether the lease is for the major part of the economic life of the asset.

16.B58 When the Group is an intermediate lessor, it accounts for its interests in the head lease and the sub-lease separately. It assesses the lease classification of a sub-lease with reference to the right-of-use asset arising from the head lease, not with reference to the underlying asset. If a head lease is a short-term lease to which the Group applies the exemption described above, then it classifies the sub-lease as an operating lease.

16.17 If an arrangement contains lease and non-lease components, then the Group applies SFRS(I) 15 to allocate the consideration in the contract.

16.77 The Group applies the derecognition and impairment requirements in SFRS(I) 9 to the net investment in the lease (see [note 3.10\(i\)](#)). The Group further regularly reviews estimated unguaranteed residual values used in calculating the gross investment in the lease.

16.81 The Group recognises lease payments received from investment property under operating leases as income on a straight-line basis over the lease term as part of 'revenue'. Rental income from sub-leased property is recognised as 'other income'.

Note Reference Explanatory note

1.	<p>The following are examples of instruments that are subject to recognition of allowances for ECLs under SFRS(I) 9:</p> <ul style="list-style-type: none"> <li>• Financial assets that are debt instruments measured at amortised cost or at FVOCI</li> <li>• Debt investments/ interest receivables</li> <li>• Cash at bank</li> <li>• Receivables from the sale of investments</li> <li>• Dividend receivables</li> <li>• Lease receivables in the scope of SFRS(I) 16</li> <li>• Trade receivables and contract assets in the scope of SFRS(I) 15</li> <li>• Loan commitments not measured at FVTPL</li> <li>• Financial guarantee contracts not accounted for as insurance contracts and not measured at FVTPL</li> <li>• Intra-group financial guarantee contracts in the separate financial statements, not accounted for as insurance contracts and not measured at FVTPL</li> </ul>
2.	<p>9.5.5.15 For trade receivables and contract assets that have a significant financing component, and lease receivables, an entity can choose as an accounting policy to measure the loss allowance either in accordance with the general approach for measuring the loss allowance or always to measure the loss allowance at an amount equal to the lifetime ECLs. The Group has chosen the latter policy.</p>

Reference

# Notes to the financial statements

## 3. Significant accounting policies (continued)

### 3.9 Inventories

1-2.9, 25, 36(a)

Inventories are measured at the lower of cost and net realisable value. The cost of inventories is based on the first-in first-out allocation method, and includes expenditure incurred in acquiring the inventories, production or conversion costs, and other costs incurred in bringing them to their existing location and condition. In the case of manufactured inventories and work in progress, cost includes an appropriate share of production overheads based on normal operating capacity.

Cost may also include transfers from equity of any gain or loss on qualifying cash flow hedges of foreign currency purchases of inventories.

1-2.6

Net realisable value is the estimated selling price in the ordinary course of business, less the estimated costs of completion and estimated costs necessary to make the sale.

1-2.20

The cost of standing timber transferred from biological assets is its fair value less costs to sell at the date of harvest.

### 3.10 Impairment

#### (i) Non-derivative financial assets and contract assets

9.2, 5.5.1

The Group recognises loss allowances for ECLs on<sup>1</sup>:

- financial assets measured at amortised cost;
- debt investments measured at FVOCI;
- contract assets;
- lease receivables; and
- intra-group financial guarantee contracts (FGC).

16.77

Lease receivables are disclosed as part of trade and other receivables.

9.5.5.3, 5.5.5, A

Loss allowances of the Group are measured on either of the following bases:

- 12-month ECLs: these are ECLs that result from default events that are possible within the 12 months after the reporting date (or for a shorter period if the expected life of the instrument is less than 12 months); or
- Lifetime ECLs: these are ECLs that result from all possible default events over the expected life of a financial instrument or contract asset.

#### *Simplified approach*

9.5.5.15-16

The Group applies the simplified approach to provide for ECLs for all trade receivables (including lease receivables) and contract assets. The simplified approach requires the loss allowance to be measured at an amount equal to lifetime ECLs.<sup>2</sup>

#### *General approach*

9.5.5.1-11,  
IFRS 9.BC5.198

The Group applies the general approach to provide for ECLs on all other financial instruments and FGCs. Under the general approach, the loss allowance is measured at an amount equal to 12-month ECLs at initial recognition.

9.5.5.3, 9

At each reporting date, the Group assesses whether the credit risk of a financial instrument has increased significantly since initial recognition. When credit risk has increased significantly since initial recognition, loss allowance is measured at an amount equal to lifetime ECLs.

9.5.5.11

When determining whether the credit risk of a financial asset has increased significantly since initial recognition and when estimating ECLs, the Group considers reasonable and supportable information that is relevant and available without undue cost or effort. This includes both quantitative and qualitative information and analysis, based on the Group's historical experience and informed credit assessment that includes forward-looking information.

This page has been left blank intentionally.

Reference

# Notes to the financial statements

## 3. Significant accounting policies (continued)

### 3.10 Impairment (continued)

#### (i) Non-derivative financial assets and contract assets (continued)

9.5.5.5.7 If credit risk has not increased significantly since initial recognition or if the credit quality of the financial instruments improves such that there is no longer a significant increase in credit risk since initial recognition, loss allowance is measured at an amount equal to 12-month ECLs.

The Group assumes that the credit risk on a financial asset has increased significantly if it is more than 30 days past due.

7.35F(b), B8A The Group considers a financial asset to be in default when:

- the debtor is unlikely to pay its credit obligations to the Group in full, without recourse by the Group to actions such as realising security (if any is held); or
- the financial asset is more than 90 days past due.

7.35F(b), B8A The Group considers a contract asset to be in default when the customer is unlikely to pay its contractual obligations to the Group in full, without recourse by the Group to actions such as realising security (if any is held).

7.35F(b), B8A The Company considers a FGC to be in default when the debtor of the loan is unlikely to pay its credit obligations to the creditor and the Company in full, without recourse by the Company to actions such as realising security (if any is held).

9.5.5.19, B5.5.38 The maximum period considered when estimating ECLs is the maximum contractual period over which the Group is exposed to credit risk.

#### Measurement of ECLs

9.5.5.17, A, B5.5.28-30, 33 ECLs are probability-weighted estimates of credit losses. Credit losses are measured at the present value of all cash shortfalls (i.e. the difference between the cash flows due to the entity in accordance with the contract and the cash flows that the Group expects to receive). ECLs are discounted at the effective interest rate of the financial asset.

#### Credit-impaired financial assets

7.35F(d), 35G(a)(iii), 9.A At each reporting date, the Group assesses whether financial assets carried at amortised cost and debt investments at FVOCI are credit-impaired. A financial asset is 'credit-impaired' when one or more events that have a detrimental impact on the estimated future cash flows of the financial asset have occurred.

7.35F(d), 9.A Evidence that a financial asset is credit-impaired includes the following observable data:

- significant financial difficulty of the debtor;
- a breach of contract such as a default or being more than 90 days past due;
- the restructuring of a loan or advance by the Group on terms that the Group would not consider otherwise;
- it is probable that the debtor will enter bankruptcy or other financial reorganisation; or
- the disappearance of an active market for a security because of financial difficulties.

#### Presentation of allowance for ECLs in the statement of financial position

9.5.5.1 Loss allowances for financial assets measured at amortised cost and contract assets are deducted from the gross carrying amount of these assets.

9.5.5.2 For debt investments at FVOCI, loss allowances are charged to profit or loss and recognised in OCI.

9.5.5.1, 4.2.1(c) Loss allowances for FGC are recognised as a financial liability to the extent that they exceed the initial carrying amount of the FGC less the cumulated income recognised.

Note Reference Explanatory note

1.	1-36.2	In these illustrative financial statements, the accounting policies for impairment excluded investment property because the Group elected to measure investment property at fair value. For investment property that are measured using the cost model, SFRS(I) 1-36 shall apply.
2.		SFRS(I) does not specify the line item in the statement of profit or loss in which an impairment loss on non-financial assets is presented. If an entity classifies expenses based on their function, then any impairment loss is allocated to the appropriate function. In our view, in the rare cases that an impairment loss cannot be allocated to a function, then it should be included in 'other expenses' as a separate line item if it is significant (e.g. impairment of goodwill), with additional information provided in the notes. This issue is discussed in <a href="#">Insights into IFRS (3.10.410.20)</a> .

Reference

# Notes to the financial statements

## 3. Significant accounting policies (continued)

### 3.10 Impairment (continued)

#### (i) Non-derivative financial assets and contract assets (continued)

##### Write-off

7.35F(e),  
9.5.4.4

The gross carrying amount of a financial asset is written off (either partially or in full) to the extent that there is no realistic prospect of recovery. This is generally the case when the Group determines that the debtor does not have assets or sources of income that could generate sufficient cash flows to repay the amounts subject to the write-off. However, financial assets that are written off could still be subject to enforcement activities in order to comply with the Group's procedures for recovery of amounts due.

#### (ii) Non-financial assets

1-36.9, 10, 59

The carrying amounts of the Group's non-financial assets, other than biological assets, investment property<sup>1</sup>, inventories, contract assets<sup>2</sup> and deferred tax assets, are reviewed at each reporting date to determine whether there is any indication of impairment. If any such indication exists, then the asset's recoverable amount is estimated. For goodwill, and intangible assets that have indefinite useful lives or that are not yet available for use, the recoverable amount is estimated each year at the same time. An impairment loss is recognised if the carrying amount of an asset or its related cash-generating unit (CGU) exceeds its estimated recoverable amount.

1-36.6, 18,  
30, 80

The recoverable amount of an asset or CGU is the greater of its value in use and its fair value less costs of disposal. In assessing value in use, the estimated future cash flows are discounted to their present value using a pre-tax discount rate that reflects current market assessments of the time value of money and the risks specific to the asset or CGU. For the purpose of impairment testing, assets that cannot be tested individually are grouped together into the smallest group of assets that generates cash inflows from continuing use that are largely independent of the cash inflows of other assets or CGUs. Subject to an operating segment ceiling test, for the purposes of goodwill impairment testing, CGUs to which goodwill has been allocated are aggregated so that the level at which impairment testing is performed reflects the lowest level at which goodwill is monitored for internal reporting purposes. Goodwill acquired in a business combination is allocated to groups of CGUs that are expected to benefit from the synergies of the combination.

1-36.102

The Group's corporate assets do not generate separate cash inflows and are utilised by more than one CGU. Corporate assets are allocated to CGUs on a reasonable and consistent basis and tested for impairment as part of the testing of the CGU to which the corporate asset is allocated.

1-36.104

Impairment losses are recognised in profit or loss.<sup>2</sup> Impairment losses recognised in respect of CGUs are allocated first to reduce the carrying amount of any goodwill allocated to the CGU (group of CGUs), and then to reduce the carrying amounts of the other assets in the CGU (group of CGUs) on a *pro rata* basis.



Note Reference Explanatory note

- |    |   |
|----|---|
| 1. | Although an entity applies paragraph 41A and 41C of SFRS(I) 1-28 to determine if there is an indication of impairment, the standard is silent in respect of reversals of impairment. In our view, an entity applies SFRS(I) 1-36 to determine if there is an indication that an impairment should be reversed, because there is no exception that provides for a different treatment. This issue is discussed in <a href="#">Insights into IFRS (3.10.585.20)</a> . |
|----|---|

Reference

# Notes to the financial statements

## 3. Significant accounting policies (continued)

### 3.10 Impairment (continued)

#### (ii) Non-financial assets (continued)

1-36.117,  
122, 124

An impairment loss in respect of goodwill is not reversed. In respect of other assets, impairment losses recognised in prior periods are assessed at each reporting date for any indications that the loss has decreased or no longer exists. An impairment loss is reversed if there has been a change in the estimates used to determine the recoverable amount. An impairment loss is reversed only to the extent that the asset's carrying amount does not exceed the carrying amount that would have been determined, net of depreciation or amortisation, if no impairment loss had been recognised.

1-28.40-42,  
1-36.114

An impairment loss in respect of an associate or joint venture is measured by comparing the recoverable amount of the investment with its carrying amount in accordance with the requirements for non-financial assets. An impairment loss is recognised in profit or loss. An impairment loss is reversed if there has been a change in the estimates used to determine the recoverable amount and only to the extent that the recoverable amount increases.<sup>1</sup>

Goodwill that forms part of the carrying amount of an investment in an associate or a joint venture is not recognised separately, and therefore is not tested for impairment separately. Instead, the entire amount of the investment in an associate or a joint venture is tested for impairment as a single asset when there is objective evidence that the investment in an associate or a joint venture may be impaired.

### 3.11 Non-current assets held for sale or distribution

5.6, 15,  
15A, 18-23

Non-current assets, or disposal groups comprising assets and liabilities, that are highly probable to be recovered primarily through sale or distribution rather than through continuing use, are classified as held for sale or distribution. Immediately before classification as held for sale or distribution, the assets, or components of a disposal group, are remeasured in accordance with the Group's accounting policies. Thereafter, the assets, or disposal group, classified as held for sale (held for distribution) are generally measured at the lower of their carrying amount and fair value less costs to sell (fair value less costs to distribute).

Any impairment loss on a disposal group is first allocated to goodwill, and then to remaining assets and liabilities on *pro rata* basis, except that no loss is allocated to financial assets, deferred tax assets, employee benefit assets, investment property and biological assets, which continue to be measured in accordance with the Group's accounting policies. Impairment losses on initial classification as held for sale or distribution and subsequent gains or losses on remeasurement are recognised in profit or loss. Gains are not recognised in excess of any cumulative impairment loss.

1-28.20,  
5.25

Intangible assets and property, plant and equipment once classified as held for sale or distribution are not amortised or depreciated. In addition, equity accounting of associates and joint ventures ceases once classified as held for sale or distribution.

### 3.12 Employee benefits

#### (i) Defined contribution plans

1-19.8, 28, 51

A defined contribution plan is a post-employment benefit plan under which an entity pays fixed contributions into a separate entity and will have no legal or constructive obligation to pay further amounts. Obligations for contributions to defined contribution plans are recognised as an employee benefit expense in profit or loss in the periods during which related services are rendered by employees.

Note Reference Explanatory note

- |    |          |  |
|----|----------|--|
| 1. | 1-19.83  | The obligation for estimated future payments is measured on a discounted basis. The obligation is discounted using a high quality corporate bond rate or a government bond rate if there is an insufficiently deep high-quality corporate bond market. The currency and maturity of the bonds need to be consistent with the currency and maturity of the defined benefit obligation. This issue is discussed in <a href="#">Insights into IFRS (4.4.510.10)</a> .   |
| 2. | 1-19.134 | SFRS(I) 1-19 does not specify where service cost and net interest on the net defined benefit liability (asset) are presented. It also does not specify whether an entity presents service cost and net interest separately or as components of a single item of income or expense. An entity therefore chooses an approach, to be applied consistently, to the presentation of service cost and net interest on the net defined benefit liability (asset) in profit or loss. This issue is discussed in <a href="#">Insights into IFRS (4.4.1100.10)</a> . |

Reference

# Notes to the financial statements

## 3. Significant accounting policies (continued)

### 3.12 Employee benefits (continued)

#### (ii) Defined benefit plans

1-19.8, 57,  
123, 124

A defined benefit plan is a post-employment benefit plan other than a defined contribution plan. The Group's net obligation in respect of defined benefit plans is calculated separately for each plan by estimating the amount of future benefit that employees have earned in return for their service in the current and prior periods; that benefit is discounted to determine its present value. The fair value of any plan assets is deducted. The Group determines the net interest expense (income) on the net defined benefit liability (asset) for the period by applying the discount rate used to measure the defined benefit obligation at the beginning of the annual period to the net defined benefit liability (asset).

1-19.83

The discount rate is the yield at the reporting date on bonds that have a credit rating of at least AA from rating agency [y] that have maturity dates approximating the terms of the Group's obligations and that are denominated in the currency in which the benefits are expected to be paid.<sup>1</sup>

1-19.64, 67,  
INT 14.23-24

The calculation is performed annually by a qualified actuary using the projected unit credit method. When the calculation results in a benefit to the Group, the recognised asset is limited to the present value of economic benefits available in the form of any future refunds from the plan or reductions in future contributions to the plan. In order to calculate the present value of economic benefits, consideration is given to any minimum funding requirements that apply to any plan in the Group. An economic benefit is available to the Group if it is realisable during the life of the plan, or on settlement of the plan liabilities.

1-19.122, 127-130

Remeasurements of the net defined benefit liability comprise actuarial gains and losses, the return on plan assets (excluding interest) and the effect of the asset ceiling (if any, excluding interest). The Group recognises them immediately in OCI. The Group determines the net interest expense (income) on the net defined benefit liability (asset) for the period by applying the discount rate used to measure the defined benefit obligation at the beginning of the annual period to the then-net defined benefit liability (asset), taking into account any changes in the net defined benefit liability (asset) during the period as a result of contributions and benefit payments. Net interest expense and other expenses related to defined benefit plans are recognised in profit or loss.<sup>2</sup>

1-19.103

When the benefits of a plan are changed, or when a plan is curtailed, the portion of the changed benefit related to past service by employees, or the gain or loss on curtailment, is recognised immediately in profit or loss when the plan amendment or curtailment occurs.

1-19.109, 110

The Group recognises gains and losses on the settlement of a defined benefit plan when the settlement occurs. The gain or loss on settlement is the difference between the present value of the defined benefit obligation being settled as determined on the date of settlement and the settlement price, including any plan assets transferred and any payments made directly by the Group in connection with the settlement.

#### (iii) Other long-term employee benefits

1-19.155, 156

The Group's net obligation in respect of long-term employee benefits other than defined contribution and defined benefit plans is the amount of future benefit that employees have earned in return for their service in the current and prior periods. That benefit is discounted to determine its present value, and the fair value of any related assets is deducted. The discount rate is the yield at the reporting date on corporate bonds, that have a credit rating of at least AA from rating agency [y], that have maturity dates approximating the terms of the Group's obligations and that are denominated in the currency in which the benefits are expected to be paid. The calculation is performed using the projected unit credit method. Remeasurements are recognised in profit or loss in the period in which they arise.

Note *Reference* **Explanatory note**

- |           |  |
|-----------|--|
| <b>1.</b> | SFRS(I) does not specify whether the remeasurement of the liability in a cash-settled share-based payment arrangement is presented as an employee cost or as finance income or finance cost. In our view, both presentations are permitted and an entity should choose an accounting policy to be applied consistently. This issue is discussed in <a href="#">Insights into IFRS (4.5.970.20)</a> . |
|-----------|--|

Reference

# Notes to the financial statements

## 3. Significant accounting policies (continued)

### 3.12 Employee benefits (continued)

#### (iv) Termination benefits

1-19.165

Termination benefits are expensed at the earlier of when the Group can no longer withdraw the offer of those benefits and when the Group recognises costs for a restructuring. If benefits are not expected to be settled wholly within 12 months of the reporting date, then they are discounted.

#### (v) Short-term employee benefits

1-19.11

Short-term employee benefit obligations are measured on an undiscounted basis and are expensed as the related service is provided. A liability is recognised for the amount expected to be paid under short-term cash bonus or profit-sharing plans if the Group has a present legal or constructive obligation to pay this amount as a result of past service provided by the employee, and the obligation can be estimated reliably.

#### (vi) Share-based payment transactions

2.14-15,  
19-21A

The grant date fair value of equity-settled share-based payment awards granted to employees is recognised as an employee benefit expense, with a corresponding increase in equity, over the vesting period of the awards. The amount recognised as an expense is adjusted to reflect the number of awards for which the service and non-market performance conditions are expected to be met, such that the amount ultimately recognised as an expense is based on the number of awards that meet the service and non-market performance conditions at the vesting date. For share-based payment awards with non-vesting conditions, the grant date fair value of the share-based payment is measured to reflect such conditions and there is no true-up for differences between expected and actual outcomes.

2.30, 32

The fair value of the amount payable to employees in respect of share appreciation rights, which are settled in cash, is recognised as an expense with a corresponding increase in liabilities, over the period that the employees become unconditionally entitled to payment. The liability is remeasured at each reporting date and at settlement date based on the fair value of the share appreciation rights. Any changes in the fair value of the liability are recognised as employee benefit expense in profit or loss.<sup>1</sup>

### 3.13 Provisions

1-37.14, 45,  
47, INT1.8

A provision is recognised if, as a result of a past event, the Group has a present legal or constructive obligation that can be estimated reliably, and it is probable that an outflow of economic benefits will be required to settle the obligation. Provisions are determined by discounting the expected future cash flows at a pre-tax rate that reflects current market assessments of the time value of money and the risks specific to the liability. The unwinding of the discount is recognised as finance cost.

#### (i) Warranties

1-37.39

A provision for warranties is recognised when the underlying products or services are sold. The provision is based on historical warranty data and a weighting of all possible outcomes against their associated probabilities.

#### (ii) Restructuring

1-37.72

A provision for restructuring is recognised when the Group has approved a detailed and formal restructuring plan, and the restructuring either has commenced or has been announced publicly. Future operating losses are not provided for.

#### (iii) Site restoration

1-37.21

In accordance with the Group's published environmental policy and applicable legal requirements, a provision for site restoration in respect of contaminated land, and the related expense, is recognised when the land is contaminated.

Note Reference Explanatory note

1.	15.111, 119, 1-1.31	SFRS(I) 15 requires detailed disclosure of entities' performance obligations in contracts with customers. The standard does not specify the level of detail required for this information – i.e. judgement is required in this regard (see <a href="#">note 23</a> ).
2.		In our view, when other means of settlement than surrendering emissions certificates are not possible, the provision could be measured based on the current carrying amount of the certificates on hand if sufficient certificates are owned to settle the current obligation, because that could be viewed as being the best estimate of the expenditure required to settle the obligation. Otherwise, the provision should be based on the current market value of the emissions certificates at the reporting date. The issue is discussed in <a href="#">Insights into IFRS (3.12.510.30)</a> .

Reference

# Notes to the financial statements

## 3. Significant accounting policies (continued)

### 3.13 Provisions (continued)

#### (iv) Onerous contracts

1-37.10, 66,  
68, 68A, 69

A provision for onerous contracts is recognised when the expected benefits to be derived by the Group from a contract are lower than the unavoidable cost of meeting its obligations under the contract. The provision is measured at the present value of the lower of the expected cost of terminating the contract and the expected net cost of continuing with the contract, which is determined based on the incremental costs of fulfilling the obligation under the contract and an allocation of other costs directly related to fulfilling the contract. Before a provision is established, the Group recognises any impairment loss on the assets associated with that contract.

#### (v) Emissions schemes

1-37.85(a)

The Group recognises a liability to surrender emissions certificates as it emits pollutants. The Group measures the liability based on the carrying amount of the certificates on hand to the extent of emissions within the annual limit, and at the current market value of certificates to the extent that it would be required to purchase additional certificates to settle the obligation.<sup>2</sup> The liability is presented as a provision and derecognised when the certificates are surrendered to the government.

#### (vi) Levies

INT 21.8-12

A provision for levies is recognised when the condition that triggers the payment of the levy as specified in the relevant legislation is met. If a levy obligation is subject to a minimum activity threshold so that the obligating event is reaching a minimum activity, then a provision is recognised when that minimum activity threshold is reached.

### 3.14 Revenue<sup>1</sup>

#### (i) Goods and services sold

15.31

Revenue from sale of goods and services in the ordinary course of business is recognised when the Group satisfies a performance obligation (PO) by transferring control of a promised good or service to the customer. The amount of revenue recognised is the amount of the transaction price allocated to the satisfied PO.

15.74, 79(c), 81

The transaction price is allocated to each PO in the contract on the basis of the relative stand-alone selling prices of the promised goods or services. The individual standalone selling price of a good or service that has not previously been sold on a stand-alone basis, or has a highly variable selling price, is determined based on the residual portion of the transaction price after allocating the transaction price to goods and/or services with observable stand-alone selling prices. A discount or variable consideration is allocated to one or more, but not all, of the POs if it relates specifically to those POs.

15.47, 48, 56

The transaction price is the amount of consideration in the contract to which the Group expects to be entitled in exchange for transferring the promised goods or services. The transaction price may be fixed or variable and is adjusted for time value of money if the contract includes a significant financing component. Consideration payable to a customer is deducted from the transaction price if the Group does not receive a separate identifiable benefit from the customer. When consideration is variable, the estimated amount is included in the transaction price to the extent that it is highly probable that a significant reversal of the cumulative revenue will not occur when the uncertainty associated with the variable consideration is resolved.

15.32

Revenue may be recognised at a point in time or over time following the timing of satisfaction of the PO. If a PO is satisfied over time, revenue is recognised based on the percentage of completion reflecting the progress towards complete satisfaction of that PO.



Note Reference Explanatory note

- |            |  |
|------------|--|
| 1. 1-20.29 | <p>An entity chooses a presentation format, to be applied consistently, either to offset a grant related to income against the related expenditure (net presentation) or to present it separately or under a general heading such as 'other income' (gross presentation). This issue is discussed in <a href="#">Insights into IFRS (4.3.140.10)</a>.</p> <p>A government grant may take the form of a transfer of a non-monetary asset. This issue is discussed in <a href="#">Insights into IFRS (4.3.50.10 and 5.7.70)</a>.</p>   |
| 2.         | <p>There is no guidance in SFRS(I) on what is included in 'finance income' and 'finance costs' and the Group has disclosed as part of its accounting policy which items constitute 'finance income' and 'finance costs'. An entity may present foreign currency gains and losses on financial assets and financial liabilities that arise from operating activities (e.g. payables arising on the purchase of goods) as part of income and expenses before finance costs, and foreign currency gains and losses arising from investing and financing activities (e.g. exchange gains and losses on financial investments or foreign currency borrowings) as part of 'finance income' and 'finance costs'. This issue is discussed in <a href="#">Insights into IFRS (7.10.60.40 and 7.10.70.37)</a>.</p> |
| 3. 1-1.85  | <p>Dividend income is presented as a separate line item in profit or loss when such presentation is relevant to an understanding of the entity's financial performance. This issue is discussed in <a href="#">Insights into IFRS (7.10.70.50)</a>.</p>  |

Reference

# Notes to the financial statements

## 3. Significant accounting policies (continued)

### 3.14 Revenue (continued)

#### (ii) Service concession arrangements

INT 12.13

Revenue related to construction or upgrade services under a service concession arrangement is recognised over time, consistent with the Group's accounting policy on recognising revenue on construction contracts. Operation or service revenue is recognised in the period in which the services are provided by the Group. If the service concession arrangement contains more than one PO, then the consideration received is allocated with reference to the relative stand-alone selling prices of the services delivered.

### 3.15 Deferred income

Deferred income comprises government grants related to assets.

1-20.7, 39(a),  
1-41.34

An unconditional government grant related to a biological asset is recognised in profit or loss as 'other income' when the grant becomes receivable.

1-20.26, 1-41.35  
1-20.12, 20, 29

Other government grants related to assets are initially recognised as deferred income at fair value when there is reasonable assurance that they will be received and the Group will comply with the conditions associated with the grant. Grants related to the acquisition of assets are then recognised in profit or loss as 'other income' on a systematic basis over the useful life of the asset. Grants related to emissions certificates are recognised in profit or loss as a reduction of emissions expense in cost of sales as the group emits pollutants.

Grants that compensate the Group for expenses incurred are recognised in profit or loss as 'other income' on a systematic basis in the periods in which the expenses are recognised, unless the conditions for receiving the grant are met after the related expenses have been recognised.<sup>1</sup> In this case, the grant is recognised when it becomes receivable.

7.20, 20A

### 3.16 Finance income and finance costs<sup>2,3</sup>

The Group's finance income and finance costs include:

- interest income;
- interest expense;
- dividend income;
- dividend expense on preference shares issued classified as financial liabilities;
- the net gain or loss on the disposal of debt investments measured at FVOCI;
- the net gain or loss on financial assets at FVTPL;
- the foreign currency gain or loss on financial assets and financial liabilities;
- impairment losses (and reversals) on debt investments carried at amortised cost or FVOCI;
- the gain on the remeasurement to fair value of any pre-existing interest in an acquiree in a business combination;
- the fair value loss on contingent consideration classified as a financial liability;
- hedge ineffectiveness recognised in profit or loss; and
- the reclassification of net gains and losses previously recognised in OCI on cash flow hedges of interest rate risk and foreign currency risk for borrowings.

Interest income or expense is recognised using the effective interest method. Dividend income is recognised in profit or loss on the date on which the Group's right to receive payment is established.

9.5.4.1-2, A

The 'effective interest rate' is the rate that exactly discounts estimated future cash payments or receipts through the expected life of the financial instrument to:

- the gross carrying amount of the financial asset; or
- the amortised cost of the financial liability.

Note Reference Explanatory note

- |    |  |
|----|--|
| 1. | Interest and penalties related to income taxes are not explicitly included in the scope of SFRS(I) 1-12. The IFRS Interpretations Committee discussed the accounting for interest and penalties related to income taxes and noted that an entity first considers whether interest or a penalty itself is an income tax. If so, then it applies IAS 12. If the entity does not apply IAS 12, then it applies IAS 37 to that amount. The Committee also noted that this is not an accounting policy choice – i.e. an entity needs to apply judgement based on the specific facts and circumstances. This issue is discussed in <a href="#">Insights into IFRS (3.13.45.10)</a> . |
|----|--|

Reference

# Notes to the financial statements

## 3. Significant accounting policies (continued)

7.20, 20A

### 3.16 Finance income and finance costs (continued)

In calculating interest income and expense, the effective interest rate is applied to the gross carrying amount of the asset (when the asset is not credit-impaired) or to the amortised cost of the liability. However, for financial assets that have become credit-impaired subsequent to initial recognition, interest income is calculated by applying the effective interest rate to the amortised cost of the financial asset. If the asset is no longer credit-impaired, then the calculation of interest income reverts to the gross basis.

1-23.8

Borrowing costs that are not directly attributable to the acquisition, construction or production of a qualifying asset are recognised in profit or loss using the effective interest method.

### 3.17 Income tax

1-12.58

Tax expense comprises current and deferred tax. Current tax and deferred tax are recognised in profit or loss except to the extent that it relates to a business combination, or items recognised directly in equity or in OCI.

The Group has determined that interest and penalties related to income taxes, including uncertain tax treatments, do not meet the definition of income taxes, and therefore accounted for them under SFRS(I) 1-37 *Provisions, Contingent Liabilities and Contingent Assets*.<sup>1</sup>

1-12.12, 46  
INT 23.11

Current tax is the expected tax payable or receivable on the taxable income or loss for the year, measured using tax rates enacted or substantively enacted at the reporting date, and any adjustment to tax payable in respect of previous years. The amount of current tax payable or receivable is the best estimate of the tax amount expected to be paid or received that reflects uncertainty related to income taxes, if any. Current tax also includes any tax arising from dividends.

1-12.71

Current tax assets and liabilities are offset only if certain criteria are met.

1-12.15,  
24, 39, 44

Deferred tax is recognised in respect of temporary differences between the carrying amounts of assets and liabilities for financial reporting purposes and the amounts used for taxation purposes. Deferred tax is not recognised for:

- temporary differences on the initial recognition of assets or liabilities in a transaction that is not a business combination and that affects neither accounting nor taxable profit or loss;
- temporary differences related to investments in subsidiaries, associates and joint arrangements to the extent that the Group is able to control the timing of the reversal of the temporary difference and it is probable that they will not reverse in the foreseeable future; and
- taxable temporary differences arising on the initial recognition of goodwill.

1.12-15, 24

Temporary differences in relation to a right-of-use asset and a lease liability for a specific lease are regarded as a net package (the lease) for the purpose of recognising deferred tax.

1-12.47, 51, 51C  
INT 23.11

The measurement of deferred taxes reflects the tax consequences that would follow the manner in which the Group expects, at the reporting date, to recover or settle the carrying amount of its assets and liabilities. For investment property that is measured at fair value, the carrying amount of the investment property is presumed to be recovered through sale, and the Group has not rebutted this presumption. Deferred tax is measured at the tax rates that are expected to be applied to temporary differences when they reverse, based on tax rates and tax laws that have been enacted or substantively enacted by the reporting date, and reflects uncertainty related to income taxes, if any.

Note Reference Explanatory note

- |    |  |
|----|--|
| 1. | <p>It is not clear whether a business that will be disposed of by distribution to owners could be classified as a discontinued operation before its disposal. Although SFRS(I) 5 extend the requirements in respect of non-current assets or disposal groups held for sale to such items held for distribution to owners, it does not extend to discontinued operations. In our view, although the definition of a discontinued operation has not been extended explicitly, classification of non-current assets or disposal groups held for distribution to owners as a discontinued operation is appropriate if the remaining criteria of SFRS(I) 5 are met. This issue is discussed in <a href="#">Insights into IFRS (5.4.130.30)</a>.</p> |
|----|--|

Reference

# Notes to the financial statements

## 3. Significant accounting policies (continued)

### 3.17 Income tax (continued)

1-12.74

Deferred tax assets and liabilities are offset if there is a legally enforceable right to offset current tax liabilities and assets, and they relate to taxes levied by the same tax authority on the same taxable entity, or on different tax entities, but they intend to settle current tax liabilities and assets on a net basis or their tax assets and liabilities will be realised simultaneously.

1-12.56

Deferred tax assets are recognised for unused tax losses, unused tax credits and deductible temporary differences to the extent that it is probable that future taxable profits will be available against which they can be used. Future taxable profits are determined based on the reversal of relevant taxable temporary differences. If the amount of taxable temporary differences is insufficient to recognise a deferred tax asset in full, then future taxable profits, adjusted for reversals of existing temporary differences, are considered, based on the business plans for individual subsidiaries in the Group. Deferred tax assets are reviewed at each reporting date and are reduced to the extent that it is no longer probable that the related tax benefit will be realised; such reductions are reversed when the probability of future taxable profits improves.

### 3.18 Discontinued operations<sup>1</sup>

5.32

A discontinued operation is a component of the Group's business, the operations and cash flows of which can be clearly distinguished from the rest of the Group and which:

- represents a separate major line of business or geographical area of operations;
- is part of a single co-ordinated plan to dispose of a separate major line of business or geographical area of operations; or
- is a subsidiary acquired exclusively with a view to resale.

5.34

Classification as a discontinued operation occurs at the earlier of disposal or when the operation meets the criteria to be classified as held for sale. When an operation is classified as a discontinued operation, the comparative statement of profit or loss is re-presented as if the operation had been discontinued from the start of the comparative year.

### 3.19 Earnings per share

1-33.10, 31

The Group presents basic and diluted earnings per share data for its ordinary shares. Basic earnings per share is calculated by dividing the profit or loss attributable to ordinary shareholders of the Company by the weighted-average number of ordinary shares outstanding during the year, adjusted for own shares held. Diluted earnings per share is determined by adjusting the profit or loss attributable to ordinary shareholders and the weighted-average number of ordinary shares outstanding, adjusted for own shares held, for the effects of all dilutive potential ordinary shares, which comprise convertible notes and share options granted to employees.

This page has been left blank intentionally.

Reference

# Notes to the financial statements

## 3. Significant accounting policies (continued)

### 3.20 Segment reporting

8.5 An operating segment is a component of the Group that engages in business activities from which it may earn revenues and incur expenses, including revenues and expenses that relate to transactions with any of the Group's other components. All operating segments' operating results are reviewed regularly by the Group's CEO (the chief operating decision maker) to make decisions about resources to be allocated to the segment and to assess its performance, and for which discrete financial information is available.

8.25 Segment results that are reported to the Group's CEO include items directly attributable to a segment as well as those that can be allocated on a reasonable basis. Unallocated items comprise mainly corporate assets (primarily the Company's headquarters), head office expenses, and tax assets and liabilities.

8.24(b) Segment capital expenditure is the total cost incurred during the year to acquire property, plant and equipment, and intangible assets other than goodwill.

### 3.21 Operating profit (Results from operating activities)

Operating profit is the result generated from the continuing principal revenue-producing activities of the Group as well as other income and expenses related to operating activities. Operating profit excludes net finance costs, share of profit of equity-accounted investees and income taxes.

### 3.22 New standards and interpretations not adopted

1-8.30-31 A number of new standards and amendments to standards are not yet effective and have not been applied in preparing these financial statements. An explanation of the impact, if any, on adoption of these new requirements is provided in [note 42](#).



Note Reference Explanatory note

1. 1-16.73(d), (e)	An entity is required to present a reconciliation of the carrying amount of property, plant and equipment from the beginning to the end of the reporting period. The separate reconciliations of the gross carrying amount and accumulated depreciation illustrated in these illustrative financial statements are not required and a different format may be used. However, an entity is required to disclose the gross carrying amount and accumulated depreciation at the beginning and at the end of the reporting period.
1-16.74(d)	An entity discloses the amount of compensation from third parties for items of property, plant and equipment that were impaired, lost or given up that is included in profit or loss.
1-16.77	<p>If an entity uses the revaluation model to account for property, plant and equipment, then it discloses the following in addition to the disclosures required by SFRS(I) 13:</p> <ul style="list-style-type: none"> <li>• the effective date of the revaluation;</li> <li>• whether an independent valuer was involved;</li> <li>• for each revalued class of property, plant and equipment, the carrying amount that would have been recognised had the assets been measured under the cost model (i.e. not revalued); and</li> <li>• the revaluation surplus, indicating the change for the period, and any restrictions on the distribution of the balance to shareholders.</li> </ul>
2. 1-16.8	<p>Spare parts, stand-by equipment and servicing equipment are to be classified as property, plant and equipment and measured in accordance with SFRS(I) 1-16 if these items meet the definition of property, plant and equipment, i.e. tangible items that are expected to be used for more than one period in the production or supply of goods and services, or for rental to others.</p> <p>Such items that do not meet the definition of property, plant and equipment are to be classified as inventory.</p>

Reference

# Notes to the financial statements

## 4. Property, plant and equipment<sup>1</sup>

			Plant, equipment and spares <sup>2</sup>	Fixtures and fittings	Under construc- tion	Total
		Note	Land and Buildings \$'000	\$'000	\$'000	\$'000
1-16.73(d), (e)	<b>Group</b>					
	<b>Cost</b>					
1-16.73(d)	At 1 January 2021		9,531	30,409	5,289	45,229
1-16.73(e)(i)	Additions		193	1,540	675	2,408
1-16.73(e)(ii)	Disposals		-	(1,081)	-	(1,081)
1-16.73(e)(viii)	Effect of movements in exchange rates		-	316	171	487
1-16.73(d)	At 31 December 2021		9,724	31,184	6,135	47,043
1-16.73(d)	At 1 January 2022		9,724	31,184	6,135	47,043
1-16.73(e)(iii)	Acquisitions through business combinations	32	185	1,580	190	1,955
1-16.73(e)(i), 74(b)	Other additions		1,750	9,544	657	16,051
1-16.73(e)(ix)	Reclassification to investment property – depreciation offset		(300)	-	-	(300)
1-16.73(e)(ix)	Revaluation of building reclassified to investment property		200	-	-	200
1-16.73(e)(ix)	Reclassification to investment property	7	(800)	-	-	(800)
1-16.73(e)(ix)	Distributed to owners of the Company	15	(3,900)	(7,243)	-	(11,143)
1-16.73(e)(ii)	Reclassification to assets held for sale	11	-	(9,222)	-	(9,222)
1-16.73(e)(ii)	Disposals		-	(11,972)	(2,100)	(14,072)
1-16.73(e)(viii)	Effect of movements in exchange rates		-	91	50	141
1-16.73(d)	At 31 December 2022		6,859	13,962	4,932	29,853
	<b>Accumulated depreciation and impairment losses</b>					
1-16.73(d)	At 1 January 2021		1,615	5,557	939	8,111
1-16.73(e)(vii)	Depreciation		73	4,290	759	5,122
1-16.73(e)(v)	Impairment loss		-	1,123	-	1,123
1-16.73(e)(ii)	Disposals		-	(700)	-	(700)
1-16.73(e)(viii)	Effect of movements in exchange rates		-	98	59	157
1-16.73(d)	At 31 December 2021		1,688	10,368	1,757	13,813
1-16.73(d)	At 1 January 2022		1,688	10,368	1,757	13,813
1-16.73(e)(vii)	Depreciation		105	4,170	726	5,001
1-16.73(e)(vi)	Reversal of impairment loss		-	(393)	-	(393)
1-16.73(e)(ix)	Reclassification to investment property – depreciation offset		(300)	-	-	(300)
1-16.73(e)(ix)	Distributed to owners of the Company	15	-	(1,493)	-	(1,493)
1-16.73(e)(ii)	Reclassification to assets held for sale	11	-	(1,058)	-	(1,058)
1-16.73(e)(ii)	Disposals		-	(3,808)	(1,127)	(4,935)
1-16.73(e)(viii)	Effect of movements in exchange rates		-	63	38	101
1-16.73(d)	At 31 December 2022		1,493	7,849	1,394	10,736
1-1.78(a)	<b>Carrying amounts</b>					
	At 1 January 2021		7,916	24,852	4,350	37,118
	At 31 December 2021		8,036	20,816	4,378	33,230
	At 31 December 2022		5,366	6,113	3,538	19,117

Note *Reference* **Explanatory note**

- |           |                 |   |
|-----------|-----------------|---|
| <b>1.</b> | <i>1-36.131</i> | <p>In respect of the aggregate amount of impairment losses or reversals that are not disclosed because they are not considered material, an entity discloses:</p> <ul style="list-style-type: none"><li>• the main classes of assets affected by impairment losses or reversals; and</li><li>• the main events and circumstances that led to the losses or reversals.</li></ul> |
|-----------|-----------------|---|

Reference

# Notes to the financial statements

## 4. Property, plant and equipment (continued)

		Land and buildings \$'000	Plant, equipment and spares \$'000	Fixtures and fittings \$'000	Total \$'000
<b>Company</b>					
<b>Cost</b>					
1-16.73(d)	At 1 January 2021	1,931	5,653	2,056	9,640
1-16.73(e)(i)	Additions	-	-	54	54
1-16.73(d)	At 31 December 2021	1,931	5,653	2,110	9,694
1-16.73(d)	At 1 January 2022	1,931	5,653	2,110	9,694
1-16.73(e)(i)	Additions	-	1,203	122	1,325
1-16.73(d)	At 31 December 2022	1,931	6,856	2,232	11,019
<b>Accumulated depreciation</b>					
1-16.73(d)	At 1 January 2021	99	2,548	522	3,169
1-16.73(e)(vii)	Depreciation	12	615	280	907
1-16.73(d)	At 31 December 2021	111	3,163	802	4,076
1-16.73(d)	At 1 January 2022	111	3,163	802	4,076
1-16.73(e)(vii)	Depreciation	12	827	288	1,127
1-16.73(d)	At 31 December 2022	123	3,990	1,090	5,203
<b>Carrying amounts</b>					
1-1.78(a)	At 1 January 2021	1,832	3,105	1,534	6,471
	At 31 December 2021	1,820	2,490	1,308	5,618
	At 31 December 2022	1,808	2,866	1,142	5,816

16.47 Property, plant and equipment includes the Group's right-of-use assets of \$3,761,000 (2021: \$4,024,000) related to leased properties and production equipment.

1-36.126(a)-(b) **Impairment loss and subsequent reversal<sup>1</sup>**  
During 2021, due to regulatory restrictions imposed on the manufacture of a new product in the Standard Papers segment, the Group tested the related product line for impairment and recognised an impairment loss of \$1,123,000 with respect to plant and equipment. In 2022, \$393,000 of the loss was reversed. Further information about the impairment loss and subsequent reversal is included in [note 5\(ii\)](#).

Note Reference Explanatory note

- |                          |  |
|--------------------------|--|
| <p><b>1.</b> 1-34.26</p> | <p>If an estimate of an amount reported in an interim period is changed significantly during the final interim period of the financial year but a separate financial report is not published for that final interim period, the nature and amount of that change in estimate shall be disclosed in a note to the annual financial statements for that financial year.</p> <p>As the Group does not publish interim financial information, this requirement is not illustrated in this publication. For an illustrative example of this disclosure, see <a href="#">Guide to annual financial statements – Illustrative disclosures</a> (note 31(C)(ii)).</p> |
| <p><b>2.</b> 1-8.40</p>  | <p>If the amount of the effect in subsequent periods is not disclosed because estimating it is impracticable, then the entity discloses that fact.</p>   |

Reference

# Notes to the financial statements

## 4. Property, plant and equipment (continued)

### Security

1-16.74(a) At 31 December 2022, properties of the Group with carrying amounts of \$1,440,000 (2021: \$2,010,000) are pledged as security to secure bank loans (see [note 16](#)).

### Property, plant and equipment under construction

1-16.74(b) During 2022, the Group acquired a piece of land for \$3,100,000, with the intention of constructing a new factory on the site.

1-23.26 The Group has started construction and costs incurred up to 31 December 2022 totalled \$1,000,000. Included in this amount are capitalised borrowing costs related to the acquisition of the land and the construction of the factory of \$194,000, calculated using a capitalisation rate of 5.2%.

### Transfer to investment property

During 2022, one building was transferred to investment property, because it was no longer used by the Group and it was decided that the building would be leased to a third party.

13.93(d) Immediately before the transfer, the Group remeasured the property to fair value and recognised a gain of \$200,000 in OCI. The valuation techniques and significant unobservable inputs used in measuring the fair value of the building at the date of transfer were the same as those applied to investment property at the reporting date (see [note 7\(ii\)](#)).

### Change in estimates<sup>1</sup>

1-8.39, 1-16.76 During 2022, the Group conducted an operational efficiency review at one of its plants, which resulted in changes in the expected usage of certain dyeing equipment. The dyeing equipment, which management had previously intended to sell after 5 years of use, is now expected to remain in production for 12 years from the date of purchase. As a result, the expected useful life of the equipment increased and its estimated residual value decreased. The effect of these changes on actual and expected depreciation expense, included in 'cost of sales', was as follows:<sup>2</sup>

	2022 \$'000	2023 \$'000	2024 \$'000	2025 \$'000	2026 \$'000	Later \$'000
(Decrease) increase in depreciation expense	(256)	(113)	150	150	130	170

### Change in classification

During 2022, the Group modified the classification of depreciation expense on certain office space to reflect more appropriately the way in which economic benefits are derived from its use. Comparative amounts in the statement of profit or loss and OCI were reclassified for consistency. As a result, \$120,000 was reclassified from 'administrative expenses' to 'selling and distribution expenses'.

### Temporarily idle property, plant and equipment

1-16.79 At 31 December 2022, plants and equipment with carrying amount of \$503,000 were temporarily idle, but the Group plans to operate the assets in 2023.

Note Reference Explanatory note

- 1.** 1-38.122 An entity discloses the following:
- for an intangible asset assessed as having an indefinite useful life, the carrying amount of that asset and the reasons supporting the assessment of an indefinite useful life. In giving these reasons, the entity describes the factor(s) that played a significant role in determining that the asset has an indefinite useful life;
  - a description, the carrying amount and remaining amortisation period of any individual intangible asset that is material to the financial statements;
  - for intangible assets acquired by way of a government grant and initially recognised at fair value:
    - the fair value initially recognised for these assets; and
    - their carrying amount; and
    - whether they are measured after recognition under the cost model or the revaluation model;
  - the existence and carrying amounts of intangible assets whose title is restricted, and the carrying amounts of intangible assets pledged as security for liabilities; and
  - the amount of contractual commitments for the acquisition of intangible assets.

- 1-38.118,  
3.61,  
B67(d)(iii)-(v) In presenting a reconciliation of the carrying amount of intangible assets and goodwill, an entity also discloses, if applicable:
- assets classified as held for sale or included in a disposal group classified as held for sale in accordance with SFRS(I) 5 and other disposals;
  - decreases and increases in the carrying amount of intangible assets during the period resulting from impairment losses recognised or reversed in OCI; and
  - adjustments to goodwill resulting from the recognition of deferred tax assets subsequent to a business combination within measurement period.

- 1-38.118(c),  
(e) Although SFRS(I) 1-38 only requires the reconciliation of the carrying amount at the beginning and at the end of the reporting period, the Group has also provided separate reconciliations of the gross carrying amount and accumulated amortisation. These additional reconciliations are not required and a different format may be used.

- 1-38.124 If an entity uses the revaluation model to account for intangible assets, then it discloses:
- the effective date of the revaluation for each class of the intangible assets;
  - the carrying amount of each class of revalued intangible assets;
  - the carrying amount that would have been recognised had the revalued class of intangible assets been measured after recognition using the cost model; and
  - the amount of the revaluation surplus that relates to intangible assets at the beginning and end of the reporting period, indicating the changes during the period and any restrictions on the distribution of the balance to shareholders.

- 2.** 1-34.26 The Standards do not contain specific guidance on accounting for emissions certificates. In our view, a participant in a cap and trade scheme should choose an accounting policy, to be applied consistently, to account for emissions certificates based on one of the following approaches.
- *As intangible assets:* Under this approach, it is argued that emissions certificates are identifiable non-monetary assets that do not have physical substance and that therefore they meet the definition of an intangible asset.
  - *As inventories:* Under this approach, it is argued that emissions certificates are effectively an input to be consumed in the production process, similar to inventories.

The Group has elected to account for emissions certificates as intangible assets. The issue discussed in [Insights into IFRS \(3.3.160.10\)](#).

Reference

# Notes to the financial statements

## 5. Intangible assets and goodwill<sup>1</sup>

	Note	Goodwill \$'000	Patents and trade- marks \$'000	Develop- ment costs \$'000	Customer relation- ship \$'000	Emissions certifi- cates <sup>2</sup> \$'000	Total \$'000
<b>Group</b>							
<b>Cost</b>							
1-38.118(c), 3.B67(d)(i)	At 1 January 2021	3,545	1,264	4,011	-	100	8,920
1-38.118(e)(i)	Acquisitions –						
1-38.118(e)(i)	Internally developed	-	-	515	-	-	515
1-38.118(e)(i)	Government grants	-	-	-	-	120	120
1-38.118(e)(i)	Purchases	-	-	-	-	10	10
1-38.118(e)(viii)	Disposal	-	-	-	-	(110)	(110)
1-38.118(e)(vii)	Effect of movements in exchange rates	-	(171)	(95)	-	-	(266)
1-38.118(c), 3.B67(d)(viii)	At 31 December 2021	3,545	1,093	4,431	-	120	9,189
1-38.118(c), 3.B67(d)(i)	At 1 January 2022	3,545	1,093	4,431	-	120	9,189
1-38.118(e)(i), 3.B67(d)(ii)	Acquisitions –						
1-38.118(e)(i)	Business combinations	32 541	170	-	80	-	791
1-38.118(e)(i)	Internally developed	-	-	1,272	-	-	1,272
1-38.118(e)(i)	Government grants	-	-	-	-	115	115
1-38.118(e)(i)	Purchases	-	-	-	-	20	20
1-38.118(e)(i)	Service concession	40 -	-	-	95	-	95
1-38.118(e)(viii)	Distributed to owners of the Company	15 (400)	-	-	-	-	(400)
1-38.118(e)(vii)	Disposal	-	-	-	-	(140)	(140)
1-38.118(e)(vii)	Effect of movements in exchange rates	-	186	105	-	-	291
1-38.118(c), 3.B67(d)(viii)	At 31 December 2022	3,686	1,449	5,808	175	115	11,233
<b>Accumulated amortisation and impairment losses</b>							
3.B67(d)(i), 1-38.118(c)	At 1 January 2021	138	552	2,801	-	-	3,491
1-38.118(e)(vi)	Amortisation	-	118	677	-	-	795
1-38.118(e)(iv)	Impairment loss	-	-	285	-	-	285
1-38.118(e)(vii)	Effect of movements in exchange rates	-	(31)	(12)	-	-	(43)
1-38.118(c), 3.B67(d)(viii)	At 31 December 2021	138	639	3,751	-	-	4,528
1-38.118(c), 3.B67(d)(i)	At 1 January 2022	138	639	3,751	-	-	4,528
1-38.118(e)(vi)	Amortisation	-	129	641	15	-	785
3.B67(d)(v), 1-38.118(e)(iv)	Impairment loss	116	-	-	-	-	116
1-38.118(e)(iv), 1-38.118(e)(v)	Reversal of impairment loss	-	-	(100)	-	-	(100)
1-38.118(e)(vii)	Effect of movements in exchange rates	-	61	17	-	-	78
1-38.118(c), 3.B67(d)(viii)	At 31 December 2022	254	829	4,309	15	-	5,407
<b>Carrying amounts</b>							
1-38.118(c)	At 1 January 2021	3,407	712	1,210	-	100	5,429
1-38.118(c)	At 31 December 2021	3,407	454	680	-	120	4,661
1-38.118(c)	At 31 December 2022	3,432	620	1,499	160	115	5,826



Note Reference Explanatory note

1.	1-36.126	If an entity classifies expenses based on their function, then any loss is allocated to the appropriate function. In our view, in the rare case that an impairment loss cannot be allocated to a function, then it should be included in other expenses as a separate line item if significant (e.g. impairment of goodwill), with additional information given in a note. This issue is discussed in <a href="#">Insights into IFRS (3.10.410.20)</a> .
2.	1-36.132, 134	The Group has disclosed the key assumptions used (discount rate and terminal growth rate) to determine the recoverable amount of assets and CGUs, although disclosures beyond the discount rate are required only for CGUs containing goodwill or indefinite-lived intangible assets.
3.	1-36.130(f)	<p>If the recoverable amount of an individual asset, including goodwill, or a CGU is determined based on its fair value less costs of disposal, and a material impairment loss is recognised or, in the case of intangible assets other than goodwill (a reversal is prohibited for goodwill impairments) is reversed during the period, then an entity discloses:</p> <ul style="list-style-type: none"> <li>the level of the fair value hierarchy (see SFRS(I) 13) within which the fair value measurement of the asset or CGU is categorised in its entirety (without taking into account whether the 'costs of disposal' are observable);</li> <li>for fair value measurements categorised within Levels 2 and 3 of the fair value hierarchy, a description of the valuation technique(s) used to measure fair value less costs of disposal. If there has been a change in valuation technique, the entity discloses that change and the reason(s) for making it; and</li> <li>for fair value measurements categorised within Levels 2 and 3 of the fair value hierarchy, each key assumption on which management has based its determination of fair value less costs of disposal. Key assumptions are those to which the asset's or CGU's recoverable amount is most sensitive. The entity also discloses the discount rate(s) used in the current measurement and previous measurement if fair value less costs of disposal is measured using a present value technique.</li> </ul>
	1-36.130(c)	<p>If a material impairment loss is recognised for an individual asset, then an entity discloses:</p> <ul style="list-style-type: none"> <li>the nature of the asset; and</li> <li>if the entity reports segment information in accordance with SFRS(I) 8, then the reportable segment to which the asset belongs.</li> </ul>
	1-36.130(d)(iii)	If a material impairment loss is recognised for a CGU, and the aggregation of assets for identifying the CGU has changed since the previous estimate of recoverable amount, then an entity describes the current and former way of aggregating assets, and the reasons for changing the way in which the CGU is identified.
	1-36.130(a)	If an impairment loss, or a reversal thereof, is material, then an entity discloses the events and circumstances that led to the recognition or reversal of the impairment loss.
	1-36.126(c), (d)	If applicable, an entity discloses the amount of impairment losses or reversals of impairment losses on revalued assets recognised in OCI during the period.

Reference

# Notes to the financial statements

## 5. Intangible assets and goodwill (continued)

### Amortisation

1-38.118(d)

The amortisation of patents, trademarks and development costs is allocated to the cost of inventory and is included in 'cost of sales' as inventory is sold; the amortisation of other intangible assets is included in 'cost of sales'.

### Impairment test

Impairment loss and subsequent reversal were recognised in relation to the manufacture of a new product in the Standard Papers segment and the goodwill in the Timber Products cash-generating unit (CGU) as follows:

	Note	Group 2022 \$'000	2021 \$'000
1-36.130(d)(ii)			
<b>Standard Papers</b>			
Plant and equipment and development costs	(ii)	(493)	1,408

1-36.126(a)-(b)

The impairment loss and subsequent reversal in relation to the Standard Papers segment were included in 'cost of sales'.<sup>1</sup>

	Note	Group 2022 \$'000	2021 \$'000
1-36.130(d)(ii)			
<b>Timber Products</b>			
Goodwill	(iii)	116	-

1-36.126(a)-(b)

The impairment loss on goodwill in the Timber Products CGU was included in 'other expenses'.<sup>1</sup>

### (i) Recoverability of development costs<sup>2</sup>

1-36.132

Included in the carrying amount of development costs at 31 December 2022 is an amount of \$400,000 related to a development project for a new process in one of the Group's factories in the Standard Papers segment. The regulatory approval that would allow this new process was delayed; consequently, the benefit of the new process will not be realised as soon as previously expected and management has carried out an impairment test.

The recoverable amount of the CGU that included these development costs (the factory using the process) was estimated based on the present value of the future cash flows expected to be derived from the CGU (value in use), assuming that the regulation would be passed by July 2023 and using a pre-tax discount rate of 12% and a terminal value growth rate of 2% from 2026. The recoverable amount of the CGU was estimated to be higher than its carrying amount and no impairment was required.

1-1.125, 129

Management considers it reasonably possible that the regulatory approval may be delayed by a further year to July 2024. Such further delay would result in an impairment of approximately \$100,000 in the carrying amount of the factory.

### (ii) Impairment loss and subsequent reversal in relation to a new product<sup>2</sup>

1-36.130(a), (d)(i)

During 2021, a regulatory inspection revealed that a new product in the Standard Papers segment did not meet certain environmental standards, necessitating substantial changes to the manufacturing process. Before the inspection, the product was expected to be available-for-sale in 2022; however, as a result of the regulatory restrictions, production and the expected launch date were deferred.

1-36.130(e)

Accordingly, management estimated the recoverable amount of the CGU (the product line) in 2021. The recoverable amount was estimated based on its value in use,<sup>3</sup> assuming that the production line would go live in August 2023.

Note Reference Explanatory note

1.		See explanatory note 2 on page 106.
2.	1-36.84, 85, 96, 133	When goodwill allocated to a CGU arose in a business combination in the reporting period, then that goodwill is tested for impairment before the end of that reporting period. However, when the acquisition accounting can be determined only provisionally, it may also not be possible to complete the allocation of goodwill to CGUs before the end of the annual period in which the business combination occurred. In such cases, an entity discloses the amount of unallocated goodwill, together with the reasons for not allocating the goodwill to CGUs. However, the allocation of goodwill to CGUs should be completed before the end of the first annual reporting period beginning after the date of acquisition. This issue is discussed in <a href="#">Insights into IFRS (3.10.460.20)</a> .
3.	1-36.99	<p>Instead of calculating recoverable amount, an entity may use its most recent previous calculation of the recoverable amount of a CGU containing goodwill, if all of the following criteria are met:</p> <ul style="list-style-type: none"> <li>• there have been no significant changes in the assets and liabilities making up the unit since the calculation;</li> <li>• the calculation resulted in a recoverable amount that exceeded the carrying amount of the unit by a substantial margin; and</li> <li>• based on an analysis of the events and circumstances since the calculation, the likelihood that the current recoverable amount would be less than the current carrying amount of the unit is remote.</li> </ul>
4.	1-36.134	Separate disclosures are required for each CGU (or group of CGUs) for which the carrying amount of goodwill or intangible assets with an indefinite useful life allocated to the CGU is significant in comparison with its carrying amount.

Reference

# Notes to the financial statements

## 5. Intangible assets and goodwill (continued) Impairment test (continued)

### (ii) Impairment loss and subsequent reversal in relation to a new product (continued)

In 2022, following certain changes to the recovery plan, the Group reassessed its estimates and reversed part of the initially recognised impairment.

1-36.130(g), 132

The estimate of value in use was determined using a pre-tax discount rate of 10.5% (2021: 9.8%) and a terminal value growth rate of 3% from 2027 (2021: 3% from 2026).<sup>1</sup>

1-36.126(a), (b),  
130(b), (d)(ii)

The impairment loss and its subsequent reversal were allocated *pro rata* to the individual assets constituting the production line (part of the Standard Papers segment) as follows:

	Note	Group	
		2022 \$'000	2021 \$'000
Plant and equipment	4	(393)	1,123
Development costs		(100)	285
(Reversal of) impairment loss		(493)	1,408

1-36.130(e)

At 31 December 2022, the recoverable amount of the CGU was as follows:

	Group	
	2022 \$'000	2021 \$'000
Recoverable amount	1,576	1,083

### (iii) Impairment testing for CGUs containing goodwill<sup>2, 3, 4</sup>

For the purposes of impairment testing, goodwill has been allocated to the Group's CGUs (operating divisions) as follows:

1-36.134(a)

	2022 \$'000	2021 \$'000
<b>Group</b>		
Southeast Asia paper manufacturing and distribution	2,276	2,135
Timber products	960	1,076
	3,236	3,211
Multiple units without significant goodwill	196	196
	3,432	3,407

1-36.135

### Southeast Asia paper manufacturing and distribution

1-36.134(c), (e)

The recoverable amount of this CGU was based on fair value less costs of disposal, estimated using discounted cash flows. The fair value measurement was categorised as a Level 3 fair value based on the inputs in the valuation technique used (see [note 2.4](#)).

Note Reference Explanatory note

- |  |  |
|--|--|
| <p><b>1.</b> 1-36.134(d)(ii),<br/>(iv)-(v), (e)(ii),<br/>(iv)-(v), (f),<br/>IE89</p> | <p>SFRS(I) 1-36 specifically requires quantitative disclosures (i.e. in values) in respect of the discount rates and growth rates used to develop cash flow projections. Narrative disclosures are sufficient for other key assumptions, having regard to the requirement for an entity to disclose a description of management's approach to determining the value(s) assigned to each key assumption, whether those value(s) reflect past experience or, if appropriate, are consistent with external sources of information, and, if not, how and why they differ from past experience or external sources of information. An entity also discloses additional quantitative information if a reasonably possible change in key assumptions would result in an impairment.</p> |
| <p><b>2.</b> 1-36.46-47</p>  | <p>In determining fair value less costs of disposal, a restructuring would be taken into account to the extent that a market participant acquiring the CGU would restructure. However, in determining value in use, cash flows related to a restructuring are excluded from the cash flow forecast until the entity is committed to the restructuring – i.e. when it meets the criteria to recognise a restructuring provision.</p>  |

Reference

# Notes to the financial statements

## 5. Intangible assets and goodwill (continued) Impairment test (continued)

### (iii) Impairment testing for CGUs containing goodwill (continued) Southeast Asia paper manufacturing and distribution (continued)

1-36.134(e)(i) The key assumptions<sup>1</sup> used in the estimation of the recoverable amount are set out below. The values assigned to the key assumptions represent management's assessment of future trends in the relevant industries and have been based on historical data from both external and internal sources.

	2022 %	2021 %
1-36.134(f)(ii) <b>Group</b>		
1-36.134(e)(v).(f) Discount rate	8.7	8.5
1-36.134(e)(iv) Terminal value growth rate	1.0	0.9
1-36.134(e)(i), (f)(ii) Budgeted EBITDA growth rate (average of next five years)	5.2	4.8

1-36.134(e)(ii) The discount rate was a post-tax measure estimated based on the historical industry average weighted-average cost of capital, with a possible debt leveraging of 40% at a market interest rate of 7%.

1-36.134(e)(ii)-(iii) The cash flow projections included specific estimates for five years and a terminal growth rate thereafter. The terminal growth rate was determined based on management's estimate of the long-term compound annual EBITDA growth rate, consistent with the assumptions that a market participant would make.

1-36.134(e)(ii) Budgeted EBITDA was estimated taking into account past experience, adjusted as follows:

- Revenue growth was projected taking into account the average growth levels experienced over the past five years and the estimated sales volume and price growth for the next five years. It was assumed that the sales price would increase in line with forecast inflation over the next five years.
- Significant one-off environmental costs have been factored into the budgeted EBITDA, reflecting various potential regulatory developments in a number of Southeast Asia countries in which the CGU operates. Other environmental costs are assumed to grow with inflation in other years.
- Estimated cash flows related to a restructuring that is expected to be carried out in 2023 were reflected in the budgeted EBITDA.<sup>2</sup>

1-36.134(f) The estimated recoverable amount of the CGU exceeded its carrying amount by approximately \$300,000 (2021: \$250,000). Management has identified that a reasonably possible change in two key assumptions could cause the carrying amount to exceed the recoverable amount. The following table shows the amount by which these two assumptions would need to change individually for the estimated recoverable amount to be equal to the carrying amount.

	Change required for carrying amount to equal the recoverable amount	
	2022 %	2021 %
1-36.134(f)(iii) <b>Group</b>		
1-36.134(f)(iii) Discount rate	1.6	1.3
1-36.134(f)(iii) Budgeted EBITDA growth rate	(4.4)	(3.6)

Note Reference Explanatory note

1.		See explanatory note 1 on page 110.
2.	1-36.50(b), 55, A20	<p>SFRS(I) 1-36 prima facie requires value in use to be determined using pre-tax cash flows and a pre-tax discount rate. However, in our experience it is more common to use post-tax cash flows and a post-tax discount rate such as weighted-average cost of capital. Challenges arise in following a post-tax approach appropriately so that the resulting value in use is consistent with the pre-tax principle.</p> <p>Whichever rate is used (pre- or post-tax), the pre-tax discount rate needs to be disclosed. When value in use is determined using post-tax cash flows and a post-tax discount rate, the pre-tax discount rate needs to be calculated to comply with the disclosure requirements. This issue is discussed in <a href="#">Insights into IFRS (3.10.840.10-20)</a>.</p>
3.		<p>The risk-free rate is generally obtained from the yield on government bonds that are in the same currency and have the same or a similar duration as the cash flows of the asset or CGU, often leading to 10- or 20-year government bonds being considered. This issue is discussed in <a href="#">Insights into IFRS (3.10.300.120)</a>.</p>
4.	1-36.33, 35	<p>The value in use calculation is based on reasonable and supportable assumptions concerning projections of cash flows approved by management (as part of the budget) and adjusted to the requirements of SFRS(I). These cash flow forecasts should cover a maximum of five years unless a longer period can be justified. The cash flows after the forecast period are extrapolated into the future over the useful life of the asset or CGU using a steady or declining growth rate that is consistent with that of the product, industry or country, unless there is clear evidence to suggest another basis. These cash flows form the basis of what is referred to as the terminal value. This issue is discussed in <a href="#">Insights into IFRS (3.10.230.10)</a>.</p>

Reference

# Notes to the financial statements

## 5. Intangible assets and goodwill (continued)

### Impairment test (continued)

#### (iii) Impairment testing for CGUs containing goodwill (continued)

##### Timber products

1-1.125,  
1-36.130(e),  
134(c), (d)

The recoverable amount of this CGU was based on its value in use, determined by discounting the pre-tax future cash flows to be generated from the continuing use of the CGU. The carrying amount of the CGU was determined to be higher than its recoverable amount of \$960,000 and an impairment loss of \$116,000 during 2022 (2021: nil) was recognised. The impairment loss was fully allocated to goodwill and included in 'other expenses'.

1-36.134(d)(i)

Key assumptions<sup>1</sup> used in the estimation of value in use were as follows:

	2022 %	2021 %
<b>Group</b>		
1-36.134(d)(v) Discount rate	9.6	10.0
1-36.134(d)(iv) Terminal value growth rate	1.8	2.0
1-36.134(d)(i), ff(ii) Budgeted EBITDA growth rate (average of next five years)	8.0	9.0

1-36.134(d)(ii)

The discount rate was a pre-tax measure<sup>2</sup> based on the rate of 10-year government bonds<sup>3</sup> issued by the government in the relevant market and in the same currency as the cash flows, adjusted for a risk premium to reflect both the increased risk of investing in equities generally and the systematic risk of the specific CGU.

1-36.134(d)(ii)-(iii)

Five years of cash flows were included in the discounted cash flow model.<sup>4</sup> A long-term growth rate into perpetuity has been determined as the lower of the nominal GDP rates for the countries in which the CGU operates and the long-term compound annual EBITDA growth rate estimated by management.

Budgeted EBITDA was based on expectations of future outcomes taking into account past experience, adjusted for the anticipated revenue growth. Revenue growth was projected taking into account the average growth levels experienced over the past five years and the estimated sales volume and price growth for the next five years. It was assumed that sales price would grow at a constant margin above forecast inflation over the next five years, in line with information obtained from external brokers who publish a statistical analysis of long-term market trends.

1-36.134(f)

Following the impairment loss recognised in the Group's timber products CGU, the recoverable amount was equal to the carrying amount. Therefore, any adverse movement in a key assumption would lead to further impairment.

##### Development costs

1-23.26 (a), (b)

Included in capitalised development costs is an amount of \$37,000 (2021: \$12,000), that represents borrowing costs capitalised during the year using a capitalisation rate of 5.1% (2021: 5.4%).

##### Emissions certificates

The Group participates in a 'cap and trade' scheme in various countries. Under the scheme, at the beginning of each year the government in each country sets specific annual limits for emitting pollutants and grants the Group the respective number of emissions certificates. The Group can settle its annual obligation created by the emission of pollutants only by surrendering emissions certificates by a specified date, which is usually within 12 months after the reporting date. If the Group's annual emissions are below the limit, then it can sell the remaining certificates to other parties on a trading platform. Conversely, if the annual emissions exceed the limit, then the Group purchases additional certificates to settle its obligation. Historically, the Group has emitted more pollutants than its annual allocation of emissions certificates from the government and has had to purchase additional certificates.



Note Reference Explanatory note

1.	1-41.54(a)-(f)	When fair value cannot be determined reliably, an entity discloses: <ul style="list-style-type: none"> <li>• a description of the biological assets;</li> <li>• an explanation of why fair value cannot be measured reliably;</li> <li>• the depreciation method and useful lives used;</li> <li>• if possible, the range of estimates within which fair value is highly likely to lie; and</li> <li>• the gross carrying amount and the accumulated depreciation, aggregated with accumulated impairment losses, at the beginning and end of the reporting period.</li> </ul>
	1-41.55	When biological assets are measured at cost less accumulated depreciation and accumulated impairment losses, an entity discloses separately any gain or loss recognised on the disposal of such biological assets, and a reconciliation of changes in their carrying amount at the beginning and at the end of the reporting period, including impairment losses, reversals of impairment losses and depreciation.
	1-41.56	If the fair value of biological assets measured previously at cost less accumulated depreciation and accumulated impairment losses becomes reliably measurable, then an entity discloses: <ul style="list-style-type: none"> <li>• a description of the biological assets;</li> <li>• an explanation of why fair value has become reliably measurable; and</li> <li>• the effect of the change.</li> </ul>
	1-41.49(a)	An entity discloses the existence and carrying amounts of biological assets whose title is restricted, and the carrying amount of biological assets pledged as security for liabilities.
	1-41.49(b)	An entity discloses the amount of commitments for the development or acquisition of biological assets.
	1-41.50(e)	An entity discloses increases in biological assets due to business combinations.
	1-41.53	If an agricultural activity is exposed to climatic, disease and other natural risks, and an event occurs that gives rise to a material item of income and expense, then an entity discloses the nature and amount of the item of income and expense.

Reference

# Notes to the financial statements

## 5. Intangible assets and goodwill (continued)

### Emissions certificates (continued)

The Group recognises emissions certificates as intangible assets. Emissions certificates received from the government are initially measured at fair value, which is determined based on the market price of certificates traded on the platform at that date. Emissions certificates purchased on the trading platform are initially measured at cost.

In 2022, the Group received emissions certificates amounting to \$115,000 (2021: \$120,000) (see [note 20](#)). In addition, the Group purchased emissions certificates amounting to \$20,000 during 2022 (2021: \$10,000) on a trading platform. The additional certificates are purchased and surrendered within a period of less than 12 months to settle the obligation to the government.

## 6. Biological assets<sup>1</sup>

### Reconciliation of carrying value

	Standing timber \$'000	Livestock \$'000	Total \$'000
<b>Group</b>			
1-41.50, 13.93(e) At 1 January 2021	5,713	800	6,513
1-41.50(b), 13.93(e)(iii) Purchases	415	22	437
1-41.50(c), 13.93(e)(iii) Sales of livestock	-	(63)	(63)
1-41.50(g) Net increase due to births/deaths	-	15	15
1-41.40, 50(a) Change in fair value less costs to sell:			
1-41.51 - due to price changes	(101)	8	(93)
1-41.51 - due to physical changes	15	7	22
1-41.50(d), 13.93(e)(iii) Harvested timber transferred to inventories	(168)	-	(168)
1-41.50(ff) Effect of movements in exchange rates	68	45	113
1-41.50 At 31 December 2021	5,942	834	6,776
<b>At 31 December 2021</b>			
Non-current	5,942	729	6,671
Current	-	105	105
	5,942	834	6,776
1-41.50, 13.93(e) At 1 January 2022	5,942	834	6,776
1-41.50(b), 13.93(e)(iii) Purchases	294	11	305
1-41.50(c), 13.93(e)(iii) Sales of livestock	-	(127)	(127)
1-41.50(g) Net increase due to births/deaths	-	11	11
1-41.40, 50(a) Change in fair value less costs to sell:			
1-41.51 - due to price changes	(8)	18	10
1-41.51 - due to physical changes	415	151	566
1-41.50(d), 13.93(e)(iii) Harvested timber transferred to inventories	(2,480)	-	(2,480)
1-41.50(ff) Effect of movements in exchange rates	30	14	44
1-41.50 At 31 December 2022	4,193	912	5,105
<b>At 31 December 2022</b>			
Non-current	4,193	777	4,970
Current	-	135	135
	4,193	912	5,105

Note Reference Explanatory note

1.	1-41.43	<p>Entities are encouraged, but not required, to provide a quantified description of each group of biological assets, distinguishing between consumable and bearer biological assets or between mature and immature biological assets. The basis for making such distinctions is disclosed in that case.</p> <p>The Group has provided a quantified description of each group of biological assets, distinguished between mature and immature biological assets (for standing timber), and the basis for making such distinctions.</p>
2.		<p>Because the entity classifies the entire category of standing timber as Level 3 in the fair value hierarchy, this table illustrates only those disclosures that are incremental to the information in the reconciliation of carrying value provided in this note.</p>

Reference

# Notes to the financial statements

## 6. Biological assets (continued)

1-41.41, 43,  
46(b)(i)-(ii)

At 31 December 2022, standing timber comprised approximately 2,160 hectares of hardwood tree plantations (2021: 3,230 hectares), which ranged from newly established plantations to plantations that were 30 years old. \$601,000 (2021: \$776,000) of the standing timber was less than one year old and considered to be immature assets. During the year, the Group harvested approximately 74,242 tonnes of wood (2021: 5,295 tonnes).<sup>1</sup>

1-41.41, 43,  
46(b)(i)-(ii)

At 31 December 2022, livestock comprised 3,765 goats (2021: 4,160 goats). During the year, the Group sold 472 goats (2021: 235 goats).<sup>1</sup>

### Measurement of fair values

#### (i) Fair value hierarchy

13.93(b)

The fair value measurements for the standing timber have been categorised as Level 3 fair values based on the inputs to the valuation techniques used. The fair value measurements of livestock have been categorised as Level 2 fair values based on observable market sales data (see [note 2.4](#)).

#### (ii) Level 3 fair values

The following table shows a breakdown of the total gains/(losses) recognised in respect of Level 3 fair values (standing timber).<sup>2</sup>

13.93(e)(i)

#### Group

#### Gains/(losses) included in 'other income'

13.93(f)

- Change in fair value (realised)
- Change in fair value (unrealised)

13.93(e)(ii)

#### Gains included in OCI

13.93(e)(ii)

Effect of movements in exchange rate

2022 \$'000	2021 \$'000
160	29
247	(115)
30	68

Note Reference Explanatory note

1.	13.93(d)	A description of the valuation technique(s) and the inputs used in the fair value measurement is required for fair value measurements in Levels 2 and 3.
2.	13.93(d)	The entity is not required to create quantitative information for inputs of fair value measurements categorised in Level 3 if the unobservable inputs are not developed by the entity when measuring fair value. However, when providing this disclosure, the entity does not ignore quantitative unobservable inputs that are significant to the fair value measurement that are reasonably available.
3.	13.93(h)	Required for fair value measurements in Level 3.

Reference

# Notes to the financial statements

## 6. Biological assets (continued)

### Measurement of fair values (continued)

#### (ii) Level 3 fair values (continued)

#### Valuation techniques and significant unobservable inputs

The following table shows the Group's valuation techniques used in measuring Level 2 and Level 3 fair values, as well as the significant unobservable inputs used:

Type	Valuation technique <sup>1</sup>	Significant unobservable inputs <sup>1,2</sup>	Inter-relationship between key unobservable inputs <sup>3</sup>
<b>Standing timber</b>			
Standing timber older than 25 years (the age at which it becomes marketable)	<i>Discounted cash flows:</i> The valuation model considers the present value of the net cash flows expected to be generated by the plantation. The cash flow projections include specific estimates for 5 years. The expected net cash flows are discounted using a risk-adjusted discount rate.	<ul style="list-style-type: none"> <li>Estimated future timber market prices per tonne (\$30-36 (2022: \$28-33), weighted average \$33 (2021: \$31)).</li> <li>Estimated yields per hectare (6-10 (2021: 5-9), weighted average 8 (2021: 8)).</li> <li>Estimated harvest and transportation costs (6-8% (2022: 6-8%), weighted average 7.5% (2021: 7.3%)).</li> <li>Risk-adjusted discount rate (8-9% (2022: 7-9%), weighted average 8.6% (2021: 8.3%)).</li> </ul>	The estimated fair value would increase (decrease) if: <ul style="list-style-type: none"> <li>the estimated timber prices per tonne were higher (lower);</li> <li>the estimated yields per hectare were higher (lower);</li> <li>the estimated harvest and transportation costs were lower (higher); or</li> <li>the risk-adjusted discount rates were lower (higher).</li> </ul>
Younger standing timber	<p><i>Cost technique and discounted cash flows:</i> The Group considers both approaches, and reconciles and weighs the estimates under each approach based on its assessment of the judgement that market participants would apply. The cost approach considers the costs of creating a comparable plantation, taking into account the costs of infrastructure, cultivation and preparation, buying and planting young trees with an estimate of the profit that would apply this activity.</p> <p>Discounted cash flows consider the present value of the net cash flows expected to be generated by the plantation at maturity, the expected additional biological transformation and the risks associated with the asset; the expected net cash flows are discounted using risk-adjusted discount rates.</p>	<ul style="list-style-type: none"> <li>Estimated costs of infrastructure per hectare (\$2-3 (2022: \$2-3), weighted average \$2.7 (2021: \$2.6)).</li> <li>Estimated costs of cultivation and preparation per hectare (\$0.4-1 (2022: \$0.3-1), weighted average \$0.7 (2021: \$0.7)).</li> <li>Estimated costs of buying and planting young trees (\$2-3 (2022: \$2-3), weighted average \$2.4 (2021: \$2.3)).</li> <li>Estimated future timber market prices per tonne (\$32-38 (2022: \$30-32), weighted average \$34).</li> <li>Estimated yields per hectare (6-11 (2022: 6-10), weighted average 8.6 (2021: 8)).</li> <li>Risk-adjusted discount rate (8.9-9.9% (2022: 8.6-9.9%), weighted average 9.4% (2021: 9.2%)).</li> </ul>	The estimated fair value would increase (decrease) if: <ul style="list-style-type: none"> <li>the estimated costs of infrastructure, cultivation and preparation and buying and planting trees were higher (lower);</li> <li>the estimated timber prices per tonne were higher (lower);</li> <li>the estimated yields per hectare were higher (lower); or</li> <li>the risk-adjusted discount rates were lower (higher).</li> </ul>

Note *Reference* **Explanatory note**

1.	The educational guidance <i>Effects of climate-related matters on financial statements</i> published by the IASB in November 2020 noted that SFRS(I) 13 requires that unobservable inputs reflect the assumptions that market participants would use when pricing, including assumptions about risk that may include climate-related risk.
----	--

Reference

# Notes to the financial statements

## 6. Biological assets (continued)

### Measurement of fair values (continued)

#### (ii) Level 3 fair values (continued)

#### Valuation techniques and significant unobservable inputs (continued)

Type	Valuation technique	Significant unobservable inputs	Inter-relationship between key unobservable inputs
<b>Livestock</b>			
Livestock comprises goat, characterised as commercial or breeders	<i>Market comparison technique:</i> The fair values are based on the market price of livestock of similar age, weight, breed and genetic make-up.	Not applicable.	Not applicable.

The estimated yields per hectare of hardwood plantations are determined mainly based on the age of the plantation, historical yields, the potential impact of extreme weather events and harvest loss due to disease and pests. Historical yields of younger standing timber have been adjusted downwards by 0.8% (2021: 0.78%) to reflect potential losses due to severe storms and high winds and by 0.3% (2021: 0.26%) for all other factors. The risk of potential losses due to fire is reflected in the cash flows by including the estimated cost of fire insurance.

1-1.31, 112

The Group assessed the impact of climate change on the estimated yields per hectare for younger standing timber. By considering the impact of higher temperatures (an increase of 2°C by 2050) on the growth rate of hardwood trees and on the intensity and frequency of storms, the Group concluded that, overall, the positive effects (accelerated growth) and negative effects (increase in the frequency of storms) would have an immaterial impact on yields. Due to the high degree of estimation uncertainty around the impact of climate change on the intensity and frequency of storms, this conclusion may change in the future.

1-1.125, 129

The fair value of younger timber reflects on average five days per year of intense high winds. Fair value would decrease by \$323,000 assuming 10 days per year of intense high winds<sup>1</sup>.

1-1.125, 129

As described in [note 19](#), a flood occurred in 2022 in an area near one of the Group's standing timber plantations, temporarily affecting the access roads to it but not the plantation itself. Although employees were temporarily unable to access the plantation, there was no damage to the plantation itself and no significant impact on the fair value of the standing timber.

1-41.49(c)

### Risk management strategy related to agricultural activities

The Group is exposed to the following risks related to its hardwood tree plantations. These risks and management's strategies to mitigate them are described below.

#### Regulatory and environmental risks

The Group is subject to environmental and other laws and regulations in various countries in which it operates. The Group has established environmental policies and procedures aimed at compliance with these laws.

#### Supply and demand risk

The Group is exposed to risks arising from fluctuations in the price and sales volume of hardwood. When possible, the Group manages this risk by aligning its harvest volume to market supply and demand. Management performs regular industry trend analyses for projected harvest volumes and pricing.



Note Reference Explanatory note

1.	1-40.75 (f)-(h)	<p>An entity discloses:</p> <ul style="list-style-type: none"> <li>• rental income and direct operating expenses arising from investment property that generated rental income separately from those arising from investment property that did not generate rental income;</li> <li>• the cumulative change in fair value recognised in profit or loss on a sale of investment property from a pool of assets in which the cost model is used into a pool in which the fair value model is used;</li> <li>• the existence and amounts of restrictions on the realisability of investment property or the remittance of income and proceeds of disposal; and</li> <li>• any material contractual obligations to buy, construct or develop investment property or for repairs, maintenance or enhancements.</li> </ul>
	1-40.76	<p>In presenting a reconciliation of carrying amounts from the beginning to the end of the reporting period, an entity that applies the fair value model discloses changes in the carrying amounts of investment property resulting from:</p> <ul style="list-style-type: none"> <li>• additions, identifying separately subsequent expenditure;</li> <li>• acquisitions through business combinations;</li> <li>• amounts classified as held for sale;</li> <li>• net gains or losses from fair value adjustments;</li> <li>• translation differences;</li> <li>• transfers to and from inventories and owner-occupied property;</li> <li>• disposals; and</li> <li>• foreign currency differences.</li> </ul>
	1-40.78	<p>For items for which fair value cannot be measured reliably, an entity discloses:</p> <ul style="list-style-type: none"> <li>• a description of the investment property;</li> <li>• an explanation of why fair value cannot be measured reliably;</li> <li>• if possible, the range of estimates within which fair value is highly likely to lie; and</li> <li>• on disposal of investment property not carried at fair value, the fact that the entity has disposed of investment property not carried at fair value, the carrying amount at the time of sale, and the gain or loss recognised.</li> </ul>
2.		<p>Because SFRS(I) 1-40 makes no reference to making disclosures on a class-by-class basis, it could be assumed that the minimum requirement is to make the disclosures on an aggregate basis for the whole investment property portfolio. If investment property represents a significant portion of the assets, then it may be appropriate to disclose additional analysis – e.g. portfolio by types of investment property. This issue is discussed in <a href="#">Insights into IFRS (3.4.260.40)</a>.</p>

Reference

# Notes to the financial statements

## 6. Biological assets (continued)

### Measurement of fair values (continued)

### Risk management strategy related to agricultural activities (continued)

#### Climate related risks

The Group's hardwood plantations are exposed to the risk of damage from extreme weather events such as storms, high winds and drought. Changes in global climate conditions could intensify one or more of these events. Periods of drought and associated high temperatures may increase the risk of forest fires and insect outbreaks. In addition to their effects on forest yields, extreme weather events may also increase the cost of operations. The Group has extensive processes in place aimed at monitoring and mitigating these risks through proactive management and early detection. The Group has incorporated considerations for climate change into its reforestation practices, such as the establishment and maintenance of fire breaks and increased monitoring during fire danger periods.

Physical risks arising from fires and drought are to a great extent subject to risk transfer and thereby within the cover of the Group's property and business interruption insurance programmes. However, should the frequency and severity of these events increase as a result of climate change, the cost of such coverage may increase.

For information on the impact of extreme weather events and climate change on the valuation of standing timber, see [note 6\(ii\)](#).

## 7. Investment property<sup>1, 2</sup>

		Group	
	Note	2022 \$'000	2021 \$'000 Restated*
1-40.76, 13.93(e)	At 1 January	1,200	1,100
1-40.76(a), 13.93(e)(iii)	Acquisitions	300	40
1-40.76(f), 13.93(e)(iii)	Reclassification from property, plant and equipment	4 800	-
1-40.76(c)	Distributed to owners of the Company	15 (100)	-
1-40.76(d), 13.93(f)	Change in fair value	24 20	60
1-40.76, 13.93(e)	At 31 December	2,220	1,200

\* See [note 2.5](#).

16.92(a) Investment property comprises a number of commercial properties that are leased to third parties. Each of the leases contains an initial non-cancellable period of 10 years, with annual rents indexed to consumer prices. Subsequent renewals are negotiated with the lessee and historically the average renewal period is four years. See [note 33](#) for further information.

13.93(e)(i), (f) Changes in fair values are recognised as gains in profit or loss and included in 'other income'. All gains are unrealised.

1-1.122 The Group has sublet a vacated warehouse, but has decided not to treat this property as investment property because it is not the Group's intention to hold it for the long term, capital appreciation or rental. Accordingly, the property is still treated as a lease of property, plant and equipment.

Note Reference Explanatory note

1.		The disclosure requirements of SFRS(I) 13 apply to the fair value of investment property, either under the fair value model or for disclosure purposes. The disclosures under SFRS(I) 13 are made for each class of asset, which may require an entity's investment property portfolio to be disaggregated instead of being disclosed as a single class of asset. This issue is discussed in <a href="#">Insights into IFRS (3.4.260.30)</a> .
2.	1-40.32,  SGX 921(4), SGX 1207(11)	<p>Non-listed entities are encouraged, but not required, to determine fair value by reference to a valuation by an independent valuer who holds a recognised and relevant professional qualification, and who has recent experience in the location and category of the investment property being valued.</p> <p>For companies listed on the SGX, the revised SGX rules effective 12 February 2021 require property valuers to have at least five years of relevant practical experience in valuing properties in a similar industry and area as the property to be valued. In addition, the valuer of Singapore properties must be a member of the Singapore Institute of Surveyors and Valuers (SISV) while the valuer of overseas properties must be a member of, or authorised by, a relevant professional body or authority. The valuer should be independent of the issuer, and cannot be a sole practitioner or have an adverse compliance track record.</p> <p>The revised SGX rules prescribe requirements for valuations and valuation reports. Valuations for Singapore properties should be prepared in accordance with SISV Standards, while overseas properties must have valuations prepared in accordance with domestic standards or the International Valuation Standards. Summary property valuation reports are now required for significant transactions such as at IPO for property investment firms or developers, business trusts or REITS, or in an interested person transaction involving the purchase or sale of property. The new rules also prescribe minimum content requirements for disclosure in such summary property valuation reports.</p>
3.	75(e)  1-40.77	<p>An entity discloses the extent to which the fair value is based on a valuation by an appropriate independent valuer. If there has been no such valuation, then that fact is disclosed.</p> <p>When a valuation obtained for investment property is adjusted significantly for the purpose of the financial statements, an entity discloses a reconciliation between the valuation obtained and the adjusted valuation included in the financial statements, showing separately the aggregate amount of any recognised lease liabilities that have been added back and any other significant adjustments.</p>
4.	13.93(d)	A description of the valuation technique(s) and the inputs used in the fair value measurement is required for fair value measurements in Levels 2 and 3.
5.	13.93(d)	The entity is not required to create quantitative information for inputs of fair value measurements categorised in Level 3 if the unobservable inputs are not developed by the entity when measuring fair value. However, when providing this disclosure, the entity does not ignore quantitative unobservable inputs that are significant to the fair value measurement that are reasonably available.
6.	13.93(h)	Required for fair value measurements in Level 3.

Reference

# Notes to the financial statements

## 7. Investment property (continued)

### Security

At 31 December 2022, investment properties of the Group with carrying amounts of \$1,715,000 (2021: \$1,000,000) are pledged as security to secure bank loans (see [note 16](#)).

### Amounts recognised in profit or loss

1-40.75(f)(i)-(iii)

Rental income recognised by the Group during 2022 was \$810,000 (2021: \$209,000) and was included in 'other revenue' (see [note 23](#)). Maintenance expense, included in 'cost of sales', was as follows.

	Group	
	2022 \$'000	2021 \$'000
Income-generating property	190	70
Vacant property	55	15
	<b>245</b>	<b>85</b>

### Measurement of fair value<sup>1</sup>

#### (i) Fair value hierarchy

1-40.75(e),  
SGX 1207(11)

The fair value of investment property was determined by an external, independent valuation company, having appropriate recognised professional qualifications and recent experience in the location and category of property being valued. The independent valuers provide the fair value of the Group's investment property portfolio every six months.<sup>2, 3</sup>

13.93(b)

The fair value measurement for all of the investment properties of \$2,080,000 (2021: \$1,050,000) has been categorised as a Level 3 fair value based on the inputs to the valuation technique used (see [note 2.4](#)).

1-40.77

Fair value of investment property (based on valuation report)  
Add: Carrying amount of lease liabilities  
Carrying amount of investment property

	2022 \$'000	2021 \$'000
Fair value of investment property (based on valuation report)	2,080	1,140
Add: Carrying amount of lease liabilities	140	60
Carrying amount of investment property	<b>2,220</b>	<b>1,200</b>

1-1.125, 129  
13.93(d),  
(h)(i), 99

#### (ii) Valuation technique and significant unobservable inputs

The following table shows the Group's valuation technique used in measuring the fair value of investment property, as well as the significant unobservable inputs used.

Valuation technique	Significant unobservable inputs <sup>4, 5</sup>	Inter-relationship between key unobservable inputs and fair value measurement <sup>6</sup>
<i>Discounted cash flows:</i> The valuation model considers the present value of net cash flows to be generated from the property, taking into account expected rental growth rate, void periods, occupancy rate, lease incentive costs such as rent-free periods and other costs not paid by tenants. The expected net cash flows are discounted using risk-adjusted discount rates. Among other factors, the discount rate estimation considers the quality of a building and its location (prime vs secondary), tenant credit quality and lease terms.	<ul style="list-style-type: none"> <li>Expected market rental growth (2 - 3% (2021: 2 - 3%), weighted average 2.6% (2021: 2.7%)).</li> <li>Void periods (average 6 months (2021: 6 months) after the end of each lease).</li> <li>Occupancy rate (90 - 95% (2021: 92 - 97%), weighted average 92% (2021: 93%)).</li> <li>Rent-free periods (1-year (2021: 1-year) period on new leases).</li> <li>Risk-adjusted discount rates (5 - 6% (2021: 5 - 6%), weighted average 5.8% (2021: 5.7%)).</li> </ul>	<p>The estimated fair value would increase (decrease) if:</p> <ul style="list-style-type: none"> <li>expected market rental growth was higher (lower);</li> <li>void periods were shorter (longer);</li> <li>the occupancy rate was higher (lower);</li> <li>rent-free periods were shorter (longer); or</li> <li>the risk-adjusted discount rate were lower (higher).</li> </ul>

Note *Reference* **Explanatory note**

<b>1.</b>	For additional disclosure examples and explanatory notes on SFRS(I) 12 <i>Disclosure of Interests in Other Entities</i> , see <a href="#">Guide to annual financial statements – IFRS 12 supplement</a> .
<b>2.</b> <i>12.5A, B17</i>	<p>The disclosure requirements in SFRS(I) 12 apply to an entity's interests that are classified as held for sale, held for distribution or discontinued operations, except for the requirement to provide summarised financial information for subsidiaries, joint ventures and associates that are classified (or included in a disposal group that is classified) as held for sale.</p> <p>In these illustrative financial statements, there are no interests in subsidiaries, joint ventures and associates that are classified (or included in a disposal group that is classified) as held for sale, held for distribution or discontinued operations.</p>
<b>3.</b> <i>1-28.18, 36A</i>	<p>A venture capital organisation, or other qualifying entity may elect to measure its investments in an associate or joint venture at FVTPL. This election can be made on an investment-by-investment basis.</p> <p>A non-investment entity investor may elect to retain the fair value accounting applied by an investment entity associate or investment entity joint venture to its subsidiaries. This election can be made separately for each investment entity associate or joint venture.</p> <p>In these illustrative financial statements, it is assumed that the entity and its subsidiaries are not venture capital organisations or other qualifying entities, and its associates and joint ventures are not investment entities.</p>
<b>4.</b> <i>12.21</i>	The extent of disclosures required by SFRS(I) 12 for individually material interests in joint arrangements and associates differs from that for individually immaterial interests. For example, required financial information may be disclosed in aggregate for all individually immaterial associates.
<b>5.</b> <i>12.21–23, B12–B13</i>	The extent of disclosures required by SFRS(I) 12 for individually material joint ventures and joint operations is different. For example, the disclosure of summarised financial information, fair value (if there is a quoted market price) and commitments is not required for joint operations.

Reference

# Notes to the financial statements

## 8. Equity accounted investees<sup>1, 2, 3, 4, 5</sup>

	Group		Company	
	2022 \$'000	2021 \$'000	2022 \$'000	2021 \$'000
Interests in associates	5,163	2,790	-	300
Interest in joint venture	2,017	848	-	-
At 31 December	7,180	3,638	-	300

SGX 717,  
SGX 718

KPMG LLP is the auditor of all significant Singapore-incorporated associates and joint ventures. Other member firms of KPMG International are auditors of significant foreign-incorporated associates and joint ventures. For this purpose, an associated company is considered significant as defined under the Singapore Exchange Limited Listing Manual if the Group's share of its net tangible assets represents 20% or more of the Group's consolidated net tangible assets, or if the Group's share of its pre-tax profits accounts for 20% or more of the Group's consolidated pre-tax profits.

### Associates

12.21(b)(i)

The Group has three (2021: two) associates that are material and a number of associates that are individually immaterial to the Group. All are equity accounted. The following are for the material associates:

12.21(a)(i)

12.21(a)(ii)

12.21(a)(iii)

12.21(a)(iv)

12.21(b)(iii),  
13.97

	<b>Papyrus Pty Limited (Papyrus)</b>	<b>Cellulose Limited (Cellulose)</b>	<b>Paper Web Pte Ltd (Paper Web)</b>
Nature of relationship with the Group	Strategic timber supplier providing access to patented technology and customers in Australia	Wood supplier providing access to customers in Asia	Web-based marketing operation providing marketing services
Principal place of business/Country of incorporation	Australia	Singapore	Singapore
Ownership interest/ Voting rights held	* (2021: 25%)	20% (2021: 20%)/ 18% (2021: 18%)	49% (2021: nil)
Fair value of ownership interest (if listed)	n/a	\$175,000 (2021: \$240,000)**	n/a

\* On 31 March 2022, the Group's equity interest in Papyrus increased from 25% to 90% and Papyrus became a subsidiary from that date (see [note 32](#)).

\*\* Based on the quoted market price at 31 December (Level 1 in the fair value hierarchy).

Note Reference Explanatory note

1.	<p>In this example, the Group discloses summarised financial information of material associates and the Group’s interests in individually immaterial associates in the same table to show the reconciliation to the carrying amount of associates. An alternative is to present a separate table for individually immaterial associates as the extent of disclosures required by SFRS(I) 12 are different.</p> <p>12.21(c), B16</p> <p>An entity provides the disclosures in aggregate for all individually immaterial joint ventures and, separately, in aggregate for all individually immaterial associates – they are not combined.</p> <p>For individually immaterial associates, an entity may present the summarised financial information as follows.</p> <p><b>Immaterial associates</b></p> <p>12.21(c), B16</p> <p>The Group has interests in a number of individually immaterial associates. The following table summarises, in aggregate, the carrying amount and share of profit and OCI of these associates that are accounted for using the equity method:</p> <table><tr><th></th><th>2022 \$’000</th><th>2021 \$’000</th></tr><tr><td>12.B16</td><td>[ ]</td><td>[ ]</td></tr><tr><td>12.B16(a)</td><td>[ ]</td><td>[ ]</td></tr><tr><td>12.B16(b)</td><td>[ ]</td><td>[ ]</td></tr><tr><td>12.B16(c)</td><td>[ ]</td><td>[ ]</td></tr><tr><td>12.B16(d)</td><td>[ ]</td><td>[ ]</td></tr></table>		2022 \$’000	2021 \$’000	12.B16	[ ]	[ ]	12.B16(a)	[ ]	[ ]	12.B16(b)	[ ]	[ ]	12.B16(c)	[ ]	[ ]	12.B16(d)	[ ]	[ ]
	2022 \$’000	2021 \$’000																	
12.B16	[ ]	[ ]																	
12.B16(a)	[ ]	[ ]																	
12.B16(b)	[ ]	[ ]																	
12.B16(c)	[ ]	[ ]																	
12.B16(d)	[ ]	[ ]																	
2.	<p>12.21(b)(ii)</p> <p>In January 2015, the IFRS Interpretations Committee issued a final agenda decision observing that a reporting entity should present the summarised financial information about a joint venture or an associate that is material to the reporting entity based on the consolidated financial statements of the joint venture or associate. If the joint venture or associates does not have subsidiaries, then the presentation should be based on the financial statements of the joint venture or associate in which its own joint ventures or associates are equity-accounted. The Committee noted that these views are consistent with paragraph B14(a) which states that ‘the amounts included in the IFRS financial statements of the joint venture or associate shall be adjusted to reflect adjustments made by the entity using the equity method, such as fair value adjustments made at the time of acquisition and adjustments for differences in accounting policies’.</p> <p>In November 2014, the Committee issued a final agenda decision noting that it expected the requirement in paragraph 21(b)(ii) of IFRS 12 to lead to the disclosure of summarised financial information on an individual basis for each joint venture or associate that is material to the reporting entity. It also noted that there is no provision in IFRS 12 that permits the non-disclosure of the information required in paragraph 21(b)(ii) of IFRS 12.</p>																		
3.	See explanatory note 1 on page 130.																		
4.	See explanatory note 2 on page 130.																		
5.	See explanatory note 3 on page 130.																		
6.	See explanatory note 4 on page 130.																		

Reference

# Notes to the financial statements

## 8. Equity accounted investees (continued)

### Associates (continued)

The following summarises the financial information of each of the Group's material associates based on their respective (consolidated) financial statements prepared in accordance with SFRS(I), modified for fair value adjustments on acquisition and differences in the Group's accounting policies. The table also analyses, in aggregate, the carrying amount and share of profit and OCI of the remaining individually immaterial associates.<sup>1, 2, 3, 4, 5</sup>

		Papyrus \$'000	Cellulose \$'000	Paper Web \$'000	Immaterial associates \$'000	Total \$'000
	<b>2022</b>					
12.B12(b)(v)	Revenue	4,375	32,635	-		
12.B12(b)(vi)	Profit (loss) from continuing operations	426	(850)	(1,207)	-	-
12.B12(b)(vii)	Post-tax loss from discontinued operations	-	(65)	-	-	-
12.B12(b)(viii)	OCI	88	-	(2)	-	-
12.B12(b)(ix)	<b>Total comprehensive income</b>	<b>514</b>	<b>(915)</b>	<b>(1,209)</b>	-	-
	Attributable to NCI	-	(75)	-	-	-
	Attributable to investee's shareholders	514	(840)	(1,209)	-	-
12.B12(b)(ii)	Non-current assets	-	7,265	7,592	-	-
12.B12(b)(i)	Current assets	-	6,210	9,582	-	-
12.B12(b)(iv)	Non-current liabilities	-	(1,855)	(8,185)	-	-
12.B12(b)(iii)	Current liabilities	-	(1,220)	(2,850)	-	-
	<b>Net assets</b>	<b>-</b>	<b>10,400</b>	<b>6,139</b>	-	-
	Attributable to NCI	-	50	-	-	-
	Attributable to investee's shareholders	-	10,350	6,139	-	-
	<b>Group's interest in net assets of investee at beginning of the year<sup>5</sup></b>	<b>472</b>	<b>2,238</b>	<b>-</b>	<b>80</b>	<b>2,790</b>
	Group's share of:					
12.B16(a)	- profit/(loss) from continuing operations	106	(155)	(591)	4	(636)
12.B16(b)	- post-tax loss from discontinued operations	-	(13)	-	*	(13)
12.B16(c)	- OCI	22	-	(1)	*	21
12.B14(b), B16(d)	- total comprehensive income	128	(168)	(592)	4	(628)
12.B14(b)	Elimination of unrealised profit on downstream sales <sup>6</sup>	*	*	*		*
12.B14(b)	Group's contribution during the year	-	-	3,600	-	3,600
12.B14(b)	Carrying amount of interest in associate acquired as subsidiary	(600)	-	-	-	(600)
12.B12(a)	Dividends received during the year	*	*	*	-	*
12.B14(b)	Goodwill <sup>3</sup>	*	*	*	-	*
12.B14(b), B16	<b>Carrying amount of interest in investee at end of the year</b>	<b>1</b>	<b>2,070</b>	<b>3,008</b>	<b>84</b>	<b>5,163</b>

\* Amount less than \$1,000



Note Reference Explanatory note

1. 12.B14(a)	<p>SFRS(I) 12 indicates that the amounts included in the summarised financial information are those prepared in accordance with SFRS(I), modified to reflect adjustments made by the entity in applying equity accounting; fair value adjustments and accounting policy alignments are noted as examples.</p> <p><i>Fair value adjustments</i></p> <p>Although the standard refers to fair value adjustments at the date of acquisition, this would include the effect of the subsequent accounting since that date.</p> <p>There is no guidance on whether the fair value adjustments should be made on a net basis (reflecting only the investor's interest) or grossed up to relate to the investee as a whole.</p> <p>In this example, such adjustments have been grossed up and are embedded in the summarised financial information. An alternative would be to multiply the financial information by the investor's interest and then adjust for fair value adjustments; this approach might result in a more complex disclosure.</p> <p><i>Goodwill</i></p> <p>There is no guidance on how goodwill that forms part of the carrying amount of an investment in an associate or joint venture is incorporated into the summarised financial information. Although it can be argued that goodwill is an adjustment made in applying equity accounting, the determination of goodwill is very specific to the particular transaction between the parties. Therefore, in this example goodwill has been included in the reconciliation to the carrying amount of the investee in the statement of financial position, rather than being embedded in the summarised financial information of the associate.</p>
2. 12.B15	<p>The summarised financial information may be presented on the basis of the associate's or joint venture's financial statements if:</p> <ul style="list-style-type: none"> <li>▣ the investee is accounted for at fair value; and</li> <li>▣ the investee does not prepare SFRS(I) financial statements and preparation on that basis would be impracticable or cause undue cost.</li> </ul>
3. 12.B14(b)	<p>SFRS(I) 12 requires the summarised financial information, which comprises financial position and financial performance, to be reconciled to the carrying amount in the statement of financial position.</p> <p>One method of reconciliation, illustrated in the <a href="#">Guide to annual financial statements – Illustrative disclosures</a> (note 24), is to focus the reconciliation on the financial position of equity-accounted investees.</p> <p>This example incorporates both elements – financial performance and financial position – into the reconciliation, which is then adjusted for reconciling items at the group level.</p>
4. 12.B11, B14, 1-28.26, 28	<p>In respect of summarised financial information for subsidiaries with material NCI, SFRS(I) 12 specifies that such information should be before inter-company eliminations. However, it is silent on transactions with associates and joint ventures.</p> <p>In this example, the elimination of unrealised gains or losses is presented as part of the reconciliation. An alternative would be to present the summarised financial information after such eliminations because they are adjustments made in applying equity accounting (see explanatory note 1).</p> <p>The accounting for transactions with equity-accounted investees is discussed in <a href="#">Insights into IFRS (3.5.430)</a>.</p>

Reference

# Notes to the financial statements

## 8. Equity accounted investees (continued) Associates (continued)<sup>2</sup>

		Papyrus \$'000	Cellulose \$'000	Immaterial associates \$'000	Total \$'000
	<b>2021</b>				
12.B12(b)(v)	Revenue	27,400	26,600		
12.B12(b)(vi), (ix)	<b>Profit from continuing operations and total comprehensive income</b>	550	1,440		
	Attributable to NCI	-	5		
	Attributable to investee's shareholders	550	1,435		
12.B12(b)(ii)	Non-current assets	1,810	7,032		
12.B12(b)(i)	Current assets	1,470	6,220		
12.B12(b)(iv)	Non-current liabilities	(720)	(810)		
12.B12(b)(iii)	Current liabilities	(670)	(1,250)		
	<b>Net assets</b>	1,890	11,192		
	Attributable to NCI	-	2		
	Attributable to investee's shareholders	1,890	11,190		
	<b>Group's interest in net assets of investee at beginning of the year<sup>3</sup></b>	334	1,961	59	2,354
12.B14(b), B16(a)	Profit from continuing operations attributable to the Group	138	287		
12.B14(b)	Elimination of unrealised profit on downstream sales <sup>4</sup>	-	(10)		
12.B14(b), B16(d)	Group's share of profit from continuing operations and total comprehensive income	138	277	21	436
12.B12(a)	Dividends received during the year	*	*	-	*
12.B14(b)	Goodwill <sup>1</sup>	*	*	-	*
12.B14(b), B16	<b>Carrying amount of interest in investee at end of the year</b>	472	2,238	80	2,790

\* Amount less than \$1,000

12.22(a) Cellulose's non-current liabilities include a bank loan (repayable in 2024) that is subject to covenants that include restrictions on the payment of dividends to shareholders unless a certain level of interest cover is achieved from continuing operations.

12.7(b), 9(e),  
1-1.122 Although the Group has 20% ownership in the equity interests of Cellulose, it has less than 20% of the voting rights. However, the Group has determined that it has significant influence because it has meaningful representation on the board of Cellulose.

On 31 March 2022, the Group's equity interest in one of its associates, Papyrus increased from 25% to 90% and Papyrus became a subsidiary from that date (see [note 32](#)). Accordingly, the information presented in the above table includes the results of Papyrus only for the period from 1 January 2022 to 31 March 2022.

During the year the Group, together with other companies in the paper industry, established Paper Web, a web-based marketing operation. The Group's contribution to set up the investment was \$3,600,000 and resulted in the Group obtaining a 49% investment in Paper Web. This contribution represented start-up costs and as a result there is no goodwill included in the \$3,600,000 investment.

12.22(c) The Group has not recognised losses totalling \$15,000 (2021: nil) in relation to its interests in associates, because the Group has no obligation in respect of these losses.

During 2022, the Group repaid a loan of \$1,000,000 received from one of its associates (see [notes 16 and 36](#)).

Note Reference Explanatory note

1.	12.21(a)	Unlike joint ventures, SFRS(I) 12 requires only limited quantitative disclosures for joint operations, for example, the disclosure of summarised financial information, fair value (if there is a quoted market price) and commitments is not required for joint operations.
	12.7(c)	The entity shall disclose information about significant judgements and assumptions made in determining the classification of a joint arrangement that is structured through a separate entity. The issue of classifying joint arrangements is discussed in <a href="#">Insights into IFRS (3.6.70)</a> .
		In this example, a joint venture is illustrated. Below is an example of an accounting policy for a joint operation.
		<i>Joint operation</i>
	11.15	A joint operation is a joint arrangement whereby parties that have joint control of the arrangement (i.e. joint operators) have rights to the assets, and obligations for the liabilities, relating to the arrangement.
	11.20	A joint operator recognises in its consolidated and separate financial statements, its interest in the joint operation as follows: <ul style="list-style-type: none"> <li>• its assets, including its share of any assets held jointly;</li> <li>• its liabilities, including its share of any liabilities incurred jointly;</li> <li>• its revenue from the share of its output arising from the joint operation;</li> <li>• its share of the revenue from the sale of the output by the joint operation; and</li> <li>• its expenses, including its share of any expenses incurred jointly.</li> </ul>
		<i>Illustrative notes to the financial statements - Joint operation</i>
	12.21(a)	The Group is a 50% partner in Palladium, a joint arrangement formed with DEF Inc to develop a new material related to the processing of paper pulp that will be used in the operations of the partners. Palladium's principal place of business is the UK.
	1-1.122, 12.7(c)	Although Palladium is legally separated from the parties, the Group has classified it as a joint operation. This is on the basis that the partners are legally obliged to take the entire output produced by Palladium and will be the only source of funding to settle its liabilities.
2.		See explanatory note 1 on page 130.
3.		See explanatory note 2 on page 130.
4.	12.B13	The minimum line item disclosures required for each material joint venture are more extensive than for material associates. In this example, the additional information is presented in the form of footnotes to the tables summarising financial performance and financial position.
5.		See explanatory note 3 on page 130.
6.		See explanatory note 4 on page 130.

Reference

# Notes to the financial statements

## 8. Equity accounted investees (continued)

### Associates (continued)

12.20(a), 21(a)

Paletel Co. Ltd (Paletel) is an unlisted joint venture in which the Group has joint control via investors' agreement and 40% (2021: 40%) ownership interest. Paletel was founded by the Group and XYZ, and is one of the Group's strategic suppliers, based in the People's Republic of China, principally engaged in the production of paper pulp.

12.7(c),  
21(b)(i), 1-1.122

Paletel is structured as a separate vehicle and the Group has a residual interest in its net assets. Accordingly, the Group has classified its interest in Paletel as a joint venture, which is equity-accounted.

12.21(b)(iii),  
B14(a)

The following table summarises the financial information of Paletel, based on its financial statements prepared in accordance with SFRS(I), modified for fair value adjustments on acquisition and differences in the Group's accounting policies.<sup>2, 3, 4</sup>

		2022 \$'000	2021 \$'000
12.B12(b)(v)	Revenue	25,796	21,405
12.B12(b)(vi)	Profit from continuing operations <sup>a</sup>	3,205	690
12.B12(b)(viii)	OCI	-	-
12.B12(b)(ix)	<b>Total comprehensive income</b>	<b>3,205</b>	<b>690</b>
12.B13(d)	<sup>a</sup> Includes:		
12.B13(f)	- depreciation and amortisation of \$445,000 (2021: \$350,000)		
12.B13(g)	- interest expense of \$396,000 (2021: \$218,000)		
	- income tax expense of \$1,275,000 (2021: \$290,000).		
12.B12(b)(ii)	Non-current assets	5,953	3,259
12.B12(b)(i)	Current assets <sup>b</sup>	589	321
12.B12(b)(iv)	Non-current liabilities <sup>c</sup>	(1,716)	(1,320)
12.B12(b)(iii)	Current liabilities <sup>d</sup>	(543)	(1,130)
	<b>Net assets</b>	<b>4,283</b>	<b>1,130</b>
12.B13(a)	<sup>b</sup> Includes cash and cash equivalents of \$200,000 (2021: \$150,000).		
12.B13(c)	<sup>c</sup> Includes non-current financial liabilities (excluding trade and other payables and provisions) of \$1,211,000 (2021: \$986,000).		
12.B13(b)	<sup>d</sup> Includes current financial liabilities (excluding trade and other payables and provisions) of \$422,000 (2021: \$930,000).		
	<b>Group's interest in net assets of investee at beginning of the year<sup>5</sup></b>	<b>452</b>	<b>176</b>
12.B14(b)	Share of total comprehensive income	1,282	276
12.B12(a)	Dividends received during the year	(21)	-
12.B14(b)	Elimination of unrealised profit on downstream sales <sup>6</sup>	(96)	(4)
12.B14(b)	Goodwill <sup>2</sup>	400	400
12.B14(b)	<b>Carrying amount of interest in investee at end of the year</b>	<b>2,017</b>	<b>848</b>

12.23(a),  
B18-19

In accordance with the agreement under which Paletel is established, the Group and XYZ have agreed to make additional contributions in proportion to their interests to make up any losses, if required, up to a maximum amount \$6,000,000. This commitment has not been recognised in the Group's consolidated financial statements.

Note Reference Explanatory note

1. 7.42B, 42D	<p>An entity may have transferred financial assets in such a way that part or all of the transferred financial assets do not qualify for derecognition. If the entity either continues to recognise all of the asset or continues to recognise the asset to the extent of the entity's continuing involvement, then it discloses information that enables users of its financial statements:</p> <ul style="list-style-type: none"> <li>• to understand the relationship between transferred financial assets that are not derecognised in their entirety and the associated liabilities; and</li> <li>• to evaluate the nature of, and risks associated with, the entity's continuing involvement in derecognised financial assets.</li> </ul> <p>To meet the above objectives, an entity discloses at each reporting date for each class of transferred financial assets that are not derecognised in their entirety:</p> <ul style="list-style-type: none"> <li>• the nature of the assets, the nature of the risks and rewards of ownership retained;</li> <li>• a description of the nature of the relationship between the assets and the associated liabilities, including restrictions on use;</li> <li>• when recourse for the associated liabilities is limited to the transferred assets, a schedule that sets out the fair value of the assets, the fair value of the associated liabilities and the net position;</li> <li>• the carrying amount of the asset and associated liabilities, when the asset remains recognised in its entirety; and</li> <li>• the carrying amount of the original asset, the amount that continues to be recognised and the carrying amount of the associated liabilities, when the asset remains recognised to the extent of continuing involvement.</li> </ul>
7.42E, 42G	<p>When an entity derecognises transferred financial assets in their entirety but has continuing involvement in them, it discloses at each reporting date for each type of continuing involvement:</p> <ul style="list-style-type: none"> <li>• the carrying amount and fair value;</li> <li>• the amount that best represents the entity's maximum exposure to loss from its continuing involvement in the derecognised financial assets and information showing how the maximum exposure to loss is determined;</li> <li>• undiscounted cash flows to repurchase derecognised financial assets or other amounts payable;</li> <li>• a maturity analysis of the above; and</li> <li>• qualitative information that explains the above and the gain or loss recognised at the date of transfer and income and expenses recognised in the reporting period and cumulatively.</li> </ul>
2.	<p>When disclosing which investments in equity instruments have been designated as at FVOCI, in our view, an entity should apply judgement in determining what disclosures would provide the most useful information for financial statement users. We believe that in most cases, disclosing the names of individual investees would be appropriate – e.g. if an entity has a small number of individually significant investments, particularly if this disclosure enables users to access additional information about those investees from other sources. However, in some cases disclosure at a higher level of aggregation and disclosures other than the names of investees may provide more useful information. For example, if an entity has a large number of individually insignificant investments in a few industries, then disclosure by industry may be appropriate. Similarly, if an entity holds investments for which no public information is available, then disclosure about the nature and purpose of those investments may be relevant. This issue is discussed in <a href="#">Insights into IFRS (7.10.230.25)</a>.</p>
3. 7.11B	<p>If an entity derecognised an equity investments measured at FVOCI during the reporting period, it discloses:</p> <ul style="list-style-type: none"> <li>• the reasons for disposing of the investments;</li> <li>• the fair value of the investments at the date of derecognition; and</li> <li>• the cumulative gain or loss on disposal.</li> </ul>

Reference

# Notes to the financial statements

## 9. Other investments, including derivatives<sup>1</sup>

		Group	Company		
	Note	2022 \$'000	2021 \$'000	2022 \$'000	2021 \$'000
Non-current investments					
7.8(f)	Debt investments – at amortised cost	2,436	2,256	2,436	2,256
7.8(h)	Debt investments – at FVOCI	118	373	118	373
7.8(h)	Equity investments – at FVOCI	710	511	710	511
7.8(a)	Equity investments – mandatorily at FVTPL	251	254	248	250
7.22B(a)	Interest rate swaps used for hedging <sup>1</sup>	116	131	-	-
		3,631	3,525	3,512	3,390
Current investments					
7.8(a)	Debt investments – mandatorily at FVTPL	243	568	197	514
7.22B(a)	Forward exchange contracts used for hedging	297	375	-	-
	Other forward exchange contracts <sup>1</sup>	122	89	120	50
		662	1,032	317	564

7.7 Debt investments classified as at amortised cost of the Group and the Company have stated interest rates of 6.3% to 7.8% (2021: 7.5% to 8.3%) and mature in 2 to 5 years.

Debt investments at FVOCI of the Group and the Company have stated interest rates of 5.2% to 7.0% (2021: 6.5% to 8.0%) and mature between 2 to 3 years.

Debt investments at FVTPL have stated interest rates of 3.5% to 4.0% (2021: 3.2% to 3.8%) and are held for trading.

Information about the Group's exposure to credit and market risks, and fair value measurement, is included in [note 22](#).

### Equity investments designated as at FVOCI<sup>2</sup>

7.11A The Group designated the investments shown below as equity investments as at FVOCI because these equity investments represent investments that the Group intends to hold for the long-term for strategic purposes.

	Fair value at 31 December 2022 \$'000	Dividend income recognised during 2022 \$'000
Investment in Company ABC	250	10
Investment in Company DEF	460	16
	710	26
	Fair value at 31 December 2021 \$'000	Dividend income recognised during 2021 \$'000
Investment in Company ABC	175	12
Investment in Company DEF	336	20
	511	32

7.11A(e) No strategic investments were disposed of during 2022, and there were no transfers of any cumulative gain or loss within equity relating to these investments.<sup>3</sup>

Note *Reference* **Explanatory note**

1. *1-12.81(g)* An entity is required to disclose, in respect of each *type* of temporary difference, the amount of deferred tax assets and liabilities recognised in the statement of financial position. SFRS(I) is unclear as to what constitutes a type of a temporary difference. Disclosures presented in these illustrative financial statements are based on the statement of financial position captions related to the temporary differences. Another possible interpretation is to present disclosures based on the reason for the temporary difference, e.g. depreciation.

In our view, it is not appropriate to disclose the tax effects of both recognised and unrecognised deferred tax assets as a single amount, e.g. similar to the 'gross' approach under US GAAP, because under SFRS(I), it is *recognised* deferred tax assets that are required to be disclosed.

These issues are discussed in [Insights into IFRS \(3.13.640.60 - 70\)](#).

2. *1-12.82* An entity discloses the nature of the evidence supporting the recognition of a deferred tax asset when:
  - utilisation of the deferred tax asset is dependent on future taxable profits in excess of the profits arising from the reversal of existing taxable temporary differences; and
  - the entity has suffered a loss in either the current or preceding period in the tax jurisdiction to which the deferred tax asset relates.

Reference

# Notes to the financial statements

## 9. Other investments, including derivatives (continued)

### Credit and market risks, and fair value measurement

Information about the Group's and the Company's exposures to credit and market risks, and fair value measurement, is included in [note 22](#).

## 10. Deferred tax assets and liabilities

### Recognised deferred tax assets and liabilities<sup>1</sup>

1-12.81(g)(i)

Deferred tax assets and liabilities are attributable to the following:

	Assets <sup>2</sup>		Liabilities	
	2022 \$'000	2021 \$'000	2022 \$'000	2021 \$'000
		Restated*		Restated*
<b>Group</b>				
Property, plant and equipment	(135)	(279)	2,166	814
Leases	(100)	(99)	-	-
Intangible assets	(61)	(94)	824	495
Biological assets	-	-	345	127
Investment property	-	-	175	148
Investments	-	-	320	188
Derivatives	(9)	(4)	177	197
Trade and other receivables, including contract assets	(70)	(53)	-	-
Inventories	(83)	(41)	-	-
Loans and borrowings	-	-	136	-
Employee benefits	-	-	99	149
Share-based payment transactions	(583)	(317)	-	-
Provisions	(487)	(475)	-	-
Other items	(39)	(184)	-	-
Tax loss carry-forwards	(436)	(386)	-	-
Deferred tax (assets) liabilities	(2,003)	(1,932)	4,242	2,118
Set off of tax	2,003	577	(2,003)	(577)
Net deferred tax (assets) liabilities	-	(1,355)	2,239	1,541

\* See [note 2.5](#).

	Assets <sup>2</sup>		Liabilities	
	2022 \$'000	2021 \$'000	2022 \$'000	2021 \$'000
<b>Company</b>				
Property, plant and equipment	-	-	1,272	1,067
Investments	-	-	320	188
Derivatives	(5)	-	-	-
Trade and other receivables, including contract assets	(11)	(5)	-	-
Inventories	(33)	(7)	-	-
Loans and borrowings	-	-	38	-
Provisions	(40)	(23)	-	-
Tax loss carry-forwards	(256)	(401)	-	-
Deferred tax (assets) liabilities	(345)	(436)	1,630	1,255
Set off of tax	345	436	(345)	(436)
Net deferred tax (assets) liabilities	-	-	1,285	819



Note Reference Explanatory note

1.	1-12.81(g)(ii)	When the amount of deferred tax recognised in profit or loss in respect of each type of temporary difference is apparent from the changes in the amounts recognised in the statement of financial position, this disclosure is not required.
2.	1-12.68C	When the amount of tax deduction (or estimated future tax deduction) exceeds the amount of the related cumulative share-based payment expense, the excess of the associated income tax is recognised directly in equity. Any subsequent reduction in the excess is also recorded in equity.
3.	1-12.15, 24	The Group accounts for deferred tax on leases applying the ‘integrally linked’ approach. The Group has disclosed the amount of recognised deferred tax in respect of leases. For further discussion of the accounting policy, see <a href="#">note 3.17</a> . For a discussion of forthcoming requirements arising from Amendments to SFRS(I) 1-12 <i>Deferred Tax related to Assets and Liabilities arising from a Single Transaction</i> , see <a href="#">note 42(i)</a> . This issue is discussed in <a href="#">Insights into IFRS (3.13.230.25-30)</a> .

Reference

# Notes to the financial statements

## 10. Deferred tax assets and liabilities (continued)

1-12.81(g)(ii)

### Movement in deferred tax balances<sup>1</sup>

#### Group

	Balance as at 1 Jan 2021 \$'000 Restated**	Recognised in profit or loss \$'000 Restated**	Recognised in other compre- hensive income \$'000	Exchange differences \$'000	Balance as at 31 Dec 2021 \$'000 Restated**	Balance as at 1 Jan 2022 \$'000	Recognised in profit or loss \$'000	Recognised directly in equity \$'000	Recognised in other compre- hensive income \$'000	Acquired in business combinations (note 32) \$'000	Others* and exchange differences \$'000	Balance as at 31 Dec 2022 \$'000
Property, plant and equipment	(228)	665	-	98	535	535	1,812	-	66	35	(417)	2,031
Leases <sup>3</sup>	(97)	(2)	-	-	(99)	(99)	(1)	-	-	-	-	(100)
Intangible assets	98	303	-	-	401	401	294	-	-	38	30	763
Biological assets	106	21	-	-	127	127	216	-	-	-	2	345
Investment property	115	33	-	-	148	148	37	-	-	-	(10)	175
Other investments	131	26	31	-	188	188	87	-	45	-	-	320
Derivatives	163	8	22	-	193	193	5	-	(31)	-	1	168
Trade and other receivables, including contract assets	(53)	-	-	-	(53)	(53)	(17)	-	-	-	-	(70)
Inventories	-	(41)	-	-	(41)	(41)	(5)	-	-	3	(40)	(83)
Loans and borrowings	-	-	-	-	-	-	77	22	-	9	28	136
Employee benefits	194	(40)	(5)	-	149	149	(70)	-	24	-	(4)	99
Share-based payment transactions <sup>2</sup>	(211)	(106)	-	-	(317)	(317)	(266)	-	-	-	-	(583)
Provisions	(385)	(90)	-	-	(475)	(475)	(6)	-	-	(6)	-	(487)
Other items	(158)	(55)	-	29	(184)	(184)	145	-	-	-	*	(39)
Tax loss carry-forwards	(146)	(240)	-	-	(386)	(386)	(50)	-	-	-	-	(436)
	(471)	482	48	127	186	186	2,258	22	104	79	(410)	2,239

\* Less than \$ 1,000

\*\* See note 2.5

# See notes 11, 15 and 29

This page has been left blank intentionally.

Reference

# Notes to the financial statements

## 10. Deferred tax assets and liabilities (continued) Movement in deferred tax balances (continued)

### Company

	Balance as at 1 Jan 2021 \$'000	Recognised in profit or loss \$'000	Recognised in other compre- hensive income \$'000	Balance as at 31 Dec 2021 and 1 Jan 2022 \$'000	Recognised in profit or loss \$'000	Recognised directly in equity \$'000	Recognised in other compre- hensive income \$'000	Balance as at 31 Dec 2022 \$'000
Property, plant and equipment	702	365	-	1,067	205	-	-	1,272
Other investments	131	26	31	188	87	-	45	320
Derivatives	-	-	-	-	(5)	-	-	(5)
Trade and other receivables, including contract assets	-	(5)	-	(5)	(6)	-	-	(11)
Inventories	-	(7)	-	(7)	(26)	-	-	(33)
Loans and borrowings	-	-	-	-	16	22	-	38
Provisions	(17)	(6)	-	(23)	(17)	-	-	(40)
Tax loss carry-forwards	(181)	(220)	-	(401)	145	-	-	(256)
	635	153	31	819	399	22	45	1,285

Note Reference Explanatory note

1.	<a href="#">1-12.81(f)</a> , 87	SFRS(I) 1-12 requires an entity to disclose the aggregate amount of temporary differences for unrecognised deferred tax liabilities arising from investment in subsidiaries, branches and associates and interests in joint ventures as it is not often practicable to compute the deferred tax liability. Nevertheless, where practicable, entities are encouraged to disclose the amounts of unrecognised deferred tax liabilities. In these illustrative financial statements, both the unrecognised deferred tax liability and temporary differences have been disclosed.
2.		The Group does not plan to dispose of its investments in associates in the foreseeable future, and therefore has measured deferred tax relating to these investments using the tax rates applicable to dividends, which are zero because dividends from these associates are tax-exempt. As a result, no deferred tax has been recognised. This issue is discussed in <a href="#">Insights into IFRS (3.13.300)</a> .
3.		In our view, the ability of a joint venturer to veto the payment of dividends is sufficient to demonstrate control for the purpose of recognising deferred tax. This issue is discussed in <a href="#">Insights into IFRS (3.13.310.10)</a> .
4.	<a href="#">1-12.81(e)</a>	Although SFRS(I) 1-12 only requires the disclosure of the amount of deductible temporary differences and unused tax losses for which no deferred tax asset has been recognised, the Group has also disclosed their respective tax effects. This disclosure is provided for illustrative purposes only.

Reference

# Notes to the financial statements

## 10. Deferred tax assets and liabilities (continued)

### Unrecognised deferred tax liabilities<sup>1</sup>

1-12.81(f), 87

At 31 December 2022, there was a deferred tax liability of \$50,000 (2021: \$29,000) for temporary differences of \$500,000 (2021: \$287,000) related to investments in a subsidiary and a joint venture.<sup>2</sup>

<sup>3</sup> However, this liability was not recognised because the Group controls the dividend policy of its subsidiaries and is able to veto the payment of dividends of its joint venture – i.e. the Group controls the timing of reversal of the related taxable temporary differences and management is satisfied they will not reverse in the foreseeable future.

1-12.82A

In some of the countries in which the Group operates, local tax laws provide that gains on the disposal of certain assets are tax-exempt, provided that the gains are not distributed. At 31 December 2022, the total tax-exempt reserves amounted to \$600,000 (2021: \$540,000) which would result in a tax liability of \$198,000 (2021: \$178,000) should the subsidiaries pay dividends from these reserves.

1-12.81(e)

### Unrecognised deferred tax assets

Deferred tax assets have not been recognised in respect of the following items, because it is not probable that future taxable profit will be available against which the Group can use the benefits therefrom.<sup>4</sup>

	Group			
	Gross amount 2022 \$'000	Tax effect 2022 \$'000	Gross amount 2021 \$'000	Tax effect 2021 \$'000
Deductible temporary differences	103	18	200	34
Tax losses	272	46	380	65
	375	64	580	99

### Tax losses carried forward

1-12.81(e)

Tax losses of \$100,000 (2021: \$45,000) expire in 2024 – 2028 (2021: 2024 – 2025). The remaining tax losses and the deductible temporary differences do not expire under current tax legislation. Deferred tax assets have not been recognised in respect of these items because it is not probable that future taxable profit will be available against which the Group can utilise the benefits therefrom.

1-1.125, 129, 1-12.82

In 2022, one of the Group's Singapore subsidiaries, ABC Private Ltd, successfully launched a new type of paper and entered into a number of long-term supply contracts. As a result, management revised its estimates of future taxable profits and the Group recognised the tax effect of \$40,000 of previously unrecognised tax losses because management considered it probable that future taxable profits would be available against which such losses can be used.

In 2021, the Group's Indonesian subsidiary, PT Mermaid, launched a new production line that would allow it to reduce costs significantly going forward and improve profitability. As a result, management revised its estimates of future taxable profits and the Group recognised the tax effect of \$200,000 of previously unrecognised tax losses because management considered it probable that future taxable profits would be available against which such losses can be used. In 2022, PT Mermaid achieved its planned profitability; therefore, management continues to consider it probable that future taxable profits would be available against which the related deferred tax asset can be realised.

In 2022, the Group's Romanian subsidiary, Lei Sure Limited, incurred a tax loss of \$55,000, increasing cumulative tax losses to \$100,000 (2021: \$45,000). Management has determined that the recoverability of cumulative tax losses, which expire in 2024 – 2026, is uncertain due to the surplus capacity/supply depressing paper prices in Romania. Based on the five-year business plan and taking into account the reversal of existing taxable temporary differences, Lei Sure Limited is not expected to generate taxable profits until 2025. However, if paper prices improve more quickly than forecast or new taxable temporary differences arise in the next financial year, then additional deferred tax assets and a related income tax benefit of up to \$33,000 could be recognised.

Note Reference Explanatory note

1.		The changes in tax laws and the tax rates disclosed or applied throughout this guide to calculate the tax impact amounts are for illustrative purposes only and do not reflect actual changes in tax laws or corporate tax rates in the respective jurisdictions. In practice, the applicable changes in tax laws need to be considered and tax rates of the respective entities need to be used.
2.		Management of the Group analysed the specific facts and circumstances of the open tax review and determined that it is necessary to provide information about assumptions and estimates related to the uncertain tax treatment required by paragraph 125 of SFRS(I) 1-1.
3.		The Group provided quantitative disclosure of the sensitivity of the amount of the uncertain tax treatment to the method, assumptions and estimates underlying the calculation. Other approaches to the disclosure may be acceptable to meet the requirements of paragraph 129 of SFRS(I) 1-1.
4.		In these illustrative financial statements, the part of the Group's manufacturing facility that has been presented as a disposal group held for sale does not meet the definition of a discontinued operation as per the requirements of Appendix A to SFRS(I) 5. This issue is discussed in <a href="#">Insights into IFRS (5.4.120)</a> . If that part of the manufacturing facility had met the definition of a discontinued operation, then all disclosures as those set out in <a href="#">note 29</a> need to be made.
	5.42	<p>If there are changes to a plan of sale or distribution and an asset or a disposal group no longer is classified as held for sale or distribution, then the entity discloses, in the period of change:</p> <ul style="list-style-type: none"> <li>• a description of the facts and circumstances leading to the decision; and</li> <li>• the effect of the decision on the results of operations for the period and any prior periods presented.</li> </ul>
5.	5.5A, 5B	The disclosure requirements of SFRS(I) 5 apply to non-current assets or disposal groups classified as held for sale or distribution, and to discontinued operations. Disclosures required by other SFRS(I)s apply when it refers specifically to non-current assets or disposal groups classified as held for sale or to discontinued operations; for example the disclosure of earnings per share for a discontinued operation. Disclosures required by other SFRS(I)s also apply when they relate to assets and liabilities in a disposal group that are not within the measurement scope of SFRS(I) 5. Additional disclosures may be necessary to comply with the general requirements of SFRS(I) 1-1, in particular for a fair presentation and in respect of sources of estimation uncertainty.
	12.5A, B17	<p>The disclosure requirements in SFRS(I) 12 apply to an entity's interests that are classified as held for sale, held for distribution or discontinued operations, except for the requirement to provide summarised financial information for interests in subsidiaries, joint ventures and associates that are classified (or included in a disposal group that is classified) as held for sale.</p> <p>In these illustrative financial statements, there are no subsidiaries, joint ventures and associates that are classified as held for sale, held for distribution or discontinued operations. If such interests are classified as held for sale, held for distribution or discontinued operations, the Group would continue to provide disclosures other than the summarised financial information relating to such interests as described above in <a href="#">notes 8 and 37</a>.</p>
6.	5.38-39	The major classes of assets and liabilities classified as held for sale or distribution can be separately disclosed in the statement of financial position or in the notes. This disclosure is not required if the disposal group is a newly acquired subsidiary that meets the criteria to be classified as held for sale on acquisition.

Reference

# Notes to the financial statements

## 10. Deferred tax assets and liabilities (continued)

1-1.123, 1-12.88

### Uncertainty over income tax treatments<sup>1, 2, 3</sup>

From 2018 until 2021, the Group's Canadian subsidiary, Maple-leaf Inc, benefited from a tax ruling of the Canadian tax authorities allowing it to qualify for a reduced corporate tax rate. In 2022, there was a change in the Canadian government. The new government is currently debating certain tax rulings granted in the past, which include the tax ruling applied by the Group. If the tax ruling applied in the past is retroactively revoked, then additional tax expenses for the period 2018 – 2021 of up to \$53,000 may be incurred. This amount has not been recognised in these financial statements because the Group believes that the tax ruling granted in the past was in compliance with the applicable law and, if revoked, the Group believes that it is probable that it would successfully defend the Group's tax treatment in court.

Of the Group's current tax provision, \$63,000 (2021: nil) relates to management's estimation of the amount of tax payable by the Group's subsidiary Papier Pte Ltd for the ongoing tax review, which its tax authority opened in March 2022. The uncertain tax treatment relates to the interpretation of how the tax legislation applies to the Group's transfer pricing arrangements. Due to the uncertainty involved, there is a possibility that the outcome of the tax review is significantly different from the amount currently recognised. Although management has used a single best estimate of the tax amount expected to be paid, it is anticipated that the reasonably possible outcome of current tax liabilities sits within a range between \$51,000 and \$72,000.

The Group believes that its accruals for tax liabilities are adequate for all open tax years based on its assessment of many factors, including interpretations of tax law and prior experience.

## 11. Disposal group held for sale<sup>4, 5</sup>

5.41(a),  
(b), (d)

In June 2022, management committed to a plan to sell part of a manufacturing facility within the Standard Papers segment. Accordingly, part of that facility is presented as a disposal group held for sale. Efforts to sell the disposal group have started, and a sale is expected by May 2023.

5.41(c)

### Impairment losses relating to the disposal group

Impairment losses of \$25,000 for write-downs of the disposal group to the lower of its carrying amount and its fair value less costs to sell have been included in 'other expenses' (see [note 25](#)). The impairment losses have been applied to reduce the carrying amount of property, plant and equipment within the disposal group.

5.38

### Assets and liabilities of disposal group held for sale

At 31 December 2022, the disposal group was stated at fair value less costs to sell and comprised the following assets and liabilities:<sup>6</sup>

	Note	Group 2022 \$'000
Property, plant and equipment	4	8,164
Inventories		2,750
Trade and other receivables		3,496
Assets held for sale		14,410
Trade and other payables		4,270
Deferred tax liabilities	10	140
Liabilities held for sale		4,410

5.38

### Cumulative income or expenses recognised in OCI

There are no cumulative income or expenses included in OCI relating to the disposal group.



Note Reference Explanatory note

1.	13.93(a)	A non-recurring fair value measurement – e.g. related to an asset classified as held for sale – may occur during the reporting period. The disclosures required for an non-recurring fair value measurement are applicable in the financial statements for the period in which the fair value measurement occurred. For further details on disclosures of non-recurring fair value measurements, see <a href="#">Insights into IFRS (2.4.530)</a> .
2.	1-2.39	When an entity presents an analysis of expenses using classification based on the nature of expenses in the statement of profit or loss, it discloses the costs recognised as an expense for raw materials and consumables, labour and other costs, together with the amount of the net change in inventories for the period.
	1-2.36(c)	If the Group includes commodity broker-traders who measure their inventories at fair value less costs to sell, the carrying amounts of inventories carried at fair value less costs to sell should be disclosed.
3.	1-1.61	In these illustrative financial statements it is assumed that inventories are expected to be recovered no more than 12 months after the reporting date. If it were not the case, then the entity would disclose the amount of inventories that are expected to be recovered after more than 12 months from the reporting date. This issue is discussed in <a href="#">Insights into IFRS (3.8.400.10)</a> .
4.	1-16.8	Spare parts, stand-by equipment and servicing equipment are not classified as inventory if such items meet the definition of property, plant and equipment.
5.	15.B21, IFRS15.BC367	SFRS(I) 15 and other standards do not specify where assets for rights to recover products from customers with regards to sales with a right of return should be presented. The Group has included the assets in ‘inventories’ and disclosed them in the note.
6.		In our view, if an entity presents an analysis of expenses by function in the statement of profit or loss, then write-downs of inventory to net realisable value and any reversals should be included in ‘cost of sales’. This issue is discussed in <a href="#">Insights into IFRS (3.8.400.70)</a> .

Reference

# Notes to the financial statements

## 11. Disposal group held for sale (continued)

### Measurement of fair values

#### Fair value hierarchy<sup>1</sup>

13.93(a), (b)

The non-recurring fair value measurement for the disposal group of \$10,060,000 (before costs to sell of \$60,000) has been categorised as a Level 3 fair value based on the inputs to the valuation technique used (see [note 2.4](#)).

1-1.125, 129

### Valuation technique and significant unobservable inputs

13.93(d), 99

The following table shows the Group's valuation technique used in measuring the fair value of the disposal group, as well as the significant unobservable inputs used.

Valuation technique	Significant unobservable inputs
<i>Cost approach and discounted cash flows:</i> The Group considers both approaches, and reconciles and weighs the estimates under each technique based on its assessment of the judgement that market participants would apply. The cost approach considers the current replacement costs of replicating the manufacturing facility, including the costs of transportation, installation and start-up. Discounted cash flows consider the present value of the net cash flows expected to be generated from the facility, taking into the account the budgeted EBITDA growth rate and budgeted capital expenditure growth rate; the expected net cash flows are discounted using a risk-adjusted discount rate.	<ul style="list-style-type: none"> <li>Budgeted EBITDA growth rate (4-5%, weighted average 4.7%).</li> <li>Budgeted capital expenditure growth rate (3-4%, weighted average 3.5%).</li> <li>Risk-adjusted discounted rate (7.7%).</li> </ul>

## 12. Inventories<sup>2, 3, 4</sup>

	Note	Group		Company	
		2022 \$'000	2021 \$'000	2022 \$'000	2021 \$'000
1-1.78(c), 1-2.36(b)		4,769	4,642	1,588	2,110
1-1.78(c), 1-2.36(b)		982	1,433	354	347
1-1.78(c), 1-2.36(b)		1,566	1,274	1,345	586
1-1.78(c), 1-2.36(b)		2,488	4,499	1,407	2,708
	23	76	72	-	-
		9,881	11,920	4,694	5,751
1-2.36(h)		1,650	2,090	-	-

1-1.98(a), 1-2.36(d) In 2022, inventories of \$41,698,000 (2021: \$44,273,000) were recognised as an expense during the year and included in 'cost of sales' (see [note 27](#)).

1-2.36(e)-(g) During 2021, due to regulatory restrictions imposed on the manufacture of a new product in the Standard Papers segment, the Group tested the related product line for impairment (see [note 5 \(ii\)](#)) and also wrote down the related inventories to their net realisable value, which resulted in a loss of \$42,000. In 2022, following a change in estimates, \$17,000 of the write-down was reversed.

In addition, inventories have been reduced by \$345,000 (2021: \$125,000) as a result of the write-down to net realisable value. The write-downs and reversals are included in 'cost of sales'.<sup>6</sup>

Note Reference Explanatory note

1.	7.9(a)-(d)	<p>When an entity has designated as measured at FVTPL, a financial asset (or group of financial assets) that would otherwise be measured at FVOCI or amortised cost, it discloses:</p> <ul style="list-style-type: none"> <li>the maximum exposure to credit risk of the financial asset (or group of financial assets) at the reporting date;</li> <li>the amount by which any related credit derivative or similar instrument mitigates the maximum exposure to credit risk;</li> <li>the amount of change during the period and cumulatively in the fair value of the financial asset (or group of financial assets), that is attributable to changes in credit risk, determined either as the amount of change in its fair value that is not attributable to changes in market conditions that give rise to market risk, or using an alternative method that more faithfully represents the amount of change in its fair value that is attributable to changes in credit risk; and</li> <li>the amount of the change in the fair value of any related credit derivative or similar instrument that has occurred during the period and cumulatively since the loan or receivable was designated.</li> </ul>
2.	15.105, 108, IFRS15, BC322-326	<p>Any unconditional rights to consideration are presented separately as a receivable. A right to consideration is 'unconditional' if only the passage of time is required before payment of that consideration is due.</p>
3.		<p>There is no specific guidance in SFRS(I) on the classification of cash flows from factoring arrangements, e.g. whether the entity should classify the cash inflows from the factor as operating or financing in the statement of cash flows. The primary consideration for the classification of cash flows is the nature of the activity to which they relate and judgement may be needed to apply this to factoring arrangements. This issue is discussed in <a href="#">Insights into IFRS (2.3.150.20)</a>.</p> <p>Considering that the customers remit cash directly to the Group, the Group has presented a financing cash inflow for the proceeds received from the bank, followed by an operating cash inflow for the proceeds received from the customer and a financing cash outflow for the settlement of amounts due to the bank. This issue is discussed in <a href="#">Insights into IFRS (2.3.170.30)</a>.</p>
4.		<p>An entity may hold a portfolio of financial assets for which its objectives include selling some of those financial assets to third parties in transactions that do not qualify for derecognition of the sold assets. In our view, whether such a portfolio is considered consistent with a held-to-collect business model depends on the circumstances. For further guidance, refer to <a href="#">Insights into IFRS (7.4.110.10-60)</a>.</p>
5.	7.14	<p>If an entity has pledged any financial asset as collateral, then it discloses:</p> <ul style="list-style-type: none"> <li>the carrying amount of financial assets pledged as collateral for liabilities or contingent liabilities; and</li> <li>the terms and conditions related to the pledge.</li> </ul>
6.	1-1.66	<p>Where there is no stated repayment date for the receivable amount and the amount is callable by the lender entity on demand, the lender entity is required to assess whether the receivable fulfils the criteria in paragraph 66 of SFRS(I) 1-1 to determine the appropriate classification of the receivable. Attention needs to be given to the underlying substance and economic reality and not merely to the legal form. The lender entity is required to consider its expectations in relation to the receivable amount. The classification of a financial asset is based on whether the entity expects to convert it into cash or use it in the business within one year/the normal operating cycle.</p>

Reference

# Notes to the financial statements

## 13. Trade and other receivables<sup>1, 2</sup>

		Group		Company	
	Note	2022 \$'000	2021 \$'000	2022 \$'000	2021 \$'000
1-1.78(b)	Amount due from related parties, trade	1,236	392	-	-
1-1.78(b)	Trade receivables	14,817	17,249	4,568	4,843
	Lease receivables	33113	78	-	-
	Service concession receivables	40260	-	-	-
1-24.18(b), 1-1.78(b)	Amounts due from subsidiaries				
	- Trade	-	-	4,057	2,646
	- Non-trade	-	-	12,073	5,730
	Trade and other receivables	16,426	17,719	20,698	13,219
	Non-current	213	-	-	-
	Current	16,213	17,719	20,698	13,219
		16,426	17,719	20,698	13,219

### Transfer of trade receivables<sup>3, 4, 5</sup>

7.14, 42D(a)-(c)

The Group sold with recourse trade receivables to a bank for cash proceeds. These trade receivables have not been derecognised from the statement of financial position, because the Group retains substantially all of the risks and rewards – primarily credit risk. The amount received on transfer has been recognised as a secured bank loan (see [note 16](#)). The arrangement with the bank is such that the customers remit cash directly to the Group and the Group transfers the collected amounts to the bank.

The receivables are considered to be held within a held-to-collect business model consistent with the Group's continuing recognition of the receivables.

The following information shows the carrying amount of trade receivables at the reporting date that have been transferred but have not been derecognised and the associated liabilities.

		Group	
		2022 \$'000	2021 \$'000
7.42D(e)	Carrying amount of trade receivables transferred to a bank	600	1,000
	Carrying amount of associated liabilities	598	985

### Amounts due from subsidiaries (non-trade)

1-24.18(b), (c)

Outstanding non-trade balances with subsidiaries are unsecured, interest-free and have no fixed terms of repayment. The amounts are classified as current as the Company expects to receive payment within the next 12 months.<sup>6</sup> There is no allowance for doubtful debts arising from these outstanding balances as the ECL is not material.

### Credit and market risks, and impairment losses

The Group and the Company's exposure to credit and currency risks, and impairment losses for trade and other receivables, are disclosed in [note 22](#).

Note Reference Explanatory note

1.	1-7.48, 49	An entity discloses, together with a commentary from management, the amount of significant cash and cash equivalent balances not available for use by the Group. Examples include cash and cash equivalent balances held by a subsidiary that operates in a country where exchange controls or other legal restrictions apply when the balances are not available for general use by the parent or other subsidiaries.
2.		Since the investments (including short-term deposits) comprising cash equivalents are required to be readily convertible to known amounts of cash, only debt investments and short-term deposits can generally qualify for inclusion, subject to the other criteria being met. 'Short-term' is not defined, but the standard encourages a cut-off of three-months' maturity from the date of acquisition. In our view, three months is a presumption that may be rebutted only in rare cases when facts and circumstances indicate that the investment is held for the purpose of meeting short-term cash commitments and when the instrument otherwise meets the definition of a cash equivalent. Cash flows related to an investment that is not a cash equivalent – e.g. those with a longer maturity for which the presumption is not rebutted – may be investing activities. This issue is discussed in <a href="#">Insights into IFRS (2.3.10.30-40)</a> .
3.	1-1.79(a)(iii)	An entity shall disclose the par value per share, or that the shares have no par value, for each class of share capital.
4.	1-1.79(a)(ii)	An entity discloses the number of shares issued but not fully paid.
	1-1.79(a)(vii)	An entity discloses details of shares reserved for issue under options and sales contracts, including the terms and amounts.
5.	IU 03-22	<p>The Group has classified the amount of \$300,000 as cash because it assessed that the contractual restrictions on use of the amount held in the demand deposit do not change the nature of the demand deposit, because the amount can still be accessed on demand from the bank without penalty. The Group has included the demand deposit as a component of cash and cash equivalents in its statement of cash flows and presents the demand deposit as cash and cash equivalents in its statement of financial position.</p> <p>The Group has also provided disclosure about the restriction on use in <a href="#">note 14</a> and disclosure about liquidity risk arising from this demand deposit and how it manages that risk (see <a href="#">note 22</a>).</p> <p>This issue is discussed in <a href="#">Insights into IFRS (2.3.10.20-70)</a>.</p>

Reference

# Notes to the financial statements

1-7.45

## 14. Cash and cash equivalents<sup>1</sup>

	Group		Company	
	2022 \$'000	2021 \$'000	2022 \$'000	2021 \$'000
Bank balances	246	988	115	633
Demand deposits	352	138	352	138
<b>Cash</b>	<b>598</b>	<b>988</b>	<b>467</b>	<b>771</b>
Short-term deposits <sup>2</sup> (cash equivalent)	907	862	271	58
<b>Cash and cash equivalents in the statements of financial position</b>	<b>1,505</b>	<b>1,850</b>	<b>738</b>	<b>829</b>
Bank overdrafts repayable on demand and used for cash management purposes	(333)	(282)	-	-
<b>Cash and cash equivalents in the statement of cash flows</b>	<b>1,172</b>	<b>1,568</b>	<b>738</b>	<b>829</b>

1-1.31

An amount of \$300,000 (2021: nil) included in demand deposits is subject to restrictions imposed by certain customers. While the amount can be withdrawn at any time from the bank without penalty, the agreements with the customers require the Group to keep an aggregate amount of \$300,000 in a demand deposit account and to use it only for the purpose of meeting warranty claims arising in the next 12 months.<sup>5</sup>

## 15. Capital and reserves

### Share capital

1-1.79(a)(iv)

	Ordinary shares		Non-redeemable preference shares	
	2022 No. of shares '000	2021 '000	2022 No. of shares '000	2021 '000
<b>Company</b>				
In issue at 1 January	3,100	3,100	1,750	1,750
Issued in business combination	8	-	-	-
Issued for cash	130	-	-	-
Exercise of share options	5	-	-	-
In issue at 31 December	<b>3,243</b>	<b>3,100</b>	<b>1,750</b>	<b>1,750</b>

1-1.79(a)(v)

All shares rank equally with regard to the Company's residual assets, except that preference shareholders participate only to the extent of the face value of the shares.

1-1.79(a)(ii), (iii)

All issued shares are fully paid, with no par value.<sup>3, 4</sup>

### Ordinary shares

1-1.79(a)(v)

The holders of ordinary shares are entitled to receive dividends as declared from time to time, and are entitled to one vote per share at meetings of the Company. All rights attached to the Company's shares held by the Group are suspended until those shares are reissued.

### Issue of ordinary shares

1-1.79(a)

In October 2022, the general meeting of shareholders approved the issue of 130,000 ordinary shares at an exercise price of \$11.92 per share (2021: nil).

Additionally, 5,000 ordinary shares were issued as a result of the exercise of vested options arising from the 2017 share option programme granted to key management (2021: nil) (see [note 18](#)). Options were exercised at an average price of \$10.00 per share.

1-7.43

On 31 March 2022, 8,000 ordinary shares were issued as a result of the acquisition of Papyrus (see [note 32](#)) (2021: nil).

Note Reference Explanatory note

1.	1-1.79(b)	An entity is required to disclose a description of the nature and purpose of each reserve within equity, both for the Group-level and Company-level reserves. In these illustrative financial statements, the information on reserves within equity at the Company level is shown in the notes. Alternatively, an entity may choose to disclose such information via presenting a statement of changes in equity for the Company.
----	-----------	---

Reference

# Notes to the financial statements

## 15. Capital and reserves (continued)

### Share capital (continued)

#### Non-redeemable preference shares

Holders of non-redeemable preference shares receive a non-cumulative dividend of 25.03 cents per share at the Company's discretion, or whenever dividends to ordinary shareholders are declared. They do not have the right to participate in any additional dividends declared for ordinary shareholders. Non-redeemable preference shares do not carry the right to vote.

### Reserves

The reserves of the Group and the Company comprise the following balances:<sup>1</sup>

	Group		Company	
	2022	2021	2022	2021
	\$'000	\$'000	\$'000	\$'000
Capital reserve	119	-	119	-
Translation reserve	777	300	-	-
Hedging reserve	416	478	-	-
Cost of hedging reserve	82	82	-	-
Fair value reserve	172	80	172	80
Revaluation reserve	107	-	-	-
Reserve for own shares	(260)	(280)	(260)	(280)
	1,413	660	31	(200)

### Capital reserves

1-1.79(b)

The capital reserves comprise the following items:

	Note	Group and Company 2022 \$'000
Equity component of convertible notes, net of tax	16	109
Surplus of own shares sold		10
		119

### Translation reserve

1-1.79(b)

The translation reserve comprises all foreign currency differences arising from the translation of the financial statements of foreign operations, as well as the effective portion of any foreign currency differences arising from hedges of a net investment in a foreign operation.

### Hedging reserve

1-1.79(b)

The hedging reserve comprises the effective portion of the cumulative net change in the fair value of hedging instruments used in cash flow hedges pending subsequent recognition in profit or loss or directly included in the initial cost or other carrying amount of a non-financial asset or non-financial liability.

### Cost of hedging reserve

1-1.79(b)

The cost of hedging reserve reflects gain or loss on the portion excluded from the designated hedging instrument that relates to the forward element of forward contracts. It is initially recognised in OCI and accounted for similarly to gains or losses in the hedging reserve.



Note Reference Explanatory note

1.	1-16.77(f)	If items of property, plant and equipment are stated at revalued amounts, then the entity discloses the revaluation surplus, indicating the change for the period and any restrictions on the distribution of the balance to shareholders.
2.	1-1.79(a)(vi), 1-32.34	An entity discloses separately the number of treasury shares held, either in the statement of financial position or the statement of changes in equity, or in the notes. In these illustrative financial statements, we disclose this information in the notes. The amount is disclosed in the statement of changes in equity as well.
3.	1-24.18, 1-32.34	If any of the shares are acquired from the Group's related parties, then an entity discloses details of the transaction in accordance with SFRS(I) 1-24.
4.	1-1.137(b)	An entity discloses the amount of any cumulative preference dividends not recognised.
5.	1-12.81(i), 87A	An entity discloses the amount of tax consequences of dividends to shareholders that were proposed or declared before the financial statements were authorised for issue, but that are not recognised as a liability in the financial statements. An entity also discloses the important features of the tax system(s) and the factors that will affect the amount of the potential tax consequences of dividends.

Reference

# Notes to the financial statements

## 15. Capital and reserves (continued)

### Fair value reserve

1-1.79(b)

The fair value reserve comprises:

- the cumulative net change in the fair value of equity investments designated at FVOCI; and
- the cumulative net change in fair value of debt investments at FVOCI until the assets are derecognised or reclassified. This amount is adjusted by the amount of loss allowance.

### Revaluation reserve<sup>1</sup>

1-1.79(b)

The revaluation reserve relates to the revaluation of property, plant and equipment immediately before its reclassification as investment property.

### Reserve for own shares

1-1.79(a)(vi),(b),

1-32.33 - 34

The reserve for the Company's own shares comprises the cost of the Company's shares held by the Group. At 31 December 2022, the Group held 26,000 of the Company's shares (2021: 28,000) shares.<sup>2,3</sup>

### Dividends

1-1.107

The following exempt (one-tier) dividends were declared and paid by the Group and Company:

#### For the year ended 31 December

#### Paid by the Company to owners of the Company

25.0 cents per qualifying ordinary share  
(2021: 3.0 cents)

25.0 cents per non-redeemable preference share  
(2021: 25.0 cents)

#### Group and Company

2022	2021
\$'000	\$'000
775	93
438	438
<b>1,213</b>	<b>531</b>

#### Group

2022	2021
\$'000	\$'000
30	40

#### Paid by a subsidiary to NCI

\$1.50 cents per qualifying ordinary share  
(2021: \$2.00)

1-1.137(a),

1-10.13, 1-12.81(i)

After the respective reporting dates, the following exempt (one-tier) dividends were proposed by the directors. These exempt (one-tier) dividends have not been provided for.<sup>4,5</sup>

#### Group and Company

2022	2021
\$'000	\$'000
908	775
438	438
<b>1,346</b>	<b>1,213</b>

28.0 cents per qualifying ordinary share  
(2021: 25.0 cents)

25.0 cents per non-redeemable preference share  
(2021: 25.0 cents)

Note Reference Explanatory note

- |    |           |  |
|----|-----------|--|
| 1. | INT 17.14 | It is not clear whether a business that will be disposed of by distribution to owners could be classified as a discontinued operation before its disposal. Although SFRS(I) 5 was amended to extend the requirements in respect of non-current assets or disposal groups held for sale to such items held for distribution to owners, the cross-referencing in the amendments does not extend to discontinued operations. In our view, although the definition of a discontinued operation has not been extended explicitly, classification of non-current assets or disposal groups held for distribution to owners as a discontinued operation is appropriate if the remaining criteria of SFRS(I) 5 are met. This issue is discussed in <a href="#">Insights into IFRS (5.4.130.30)</a> . |
| 2. | INT 17.15 | The difference between the dividend paid/payable and the carrying amount of the assets distributed is presented as a separate line item in profit or loss.   |
| 3. | 13.93(a)  | A non-recurring fair value measurement – e.g. related to an asset classified as held for sale – may occur during the reporting period. The disclosures required for an non-recurring fair value measurement are applicable in the financial statements for the period in which the fair value measurement occurred. For further details on disclosures of non-recurring fair value measurements, see <a href="#">Insights into IFRS (2.4.530)</a> .  |

Reference

# Notes to the financial statements

## 15. Capital and reserves (continued)

INT 17.16(a)

### Non-current assets and non-current liabilities distributed to owners of the Company<sup>1</sup>

On 15 May 2022, the directors of the Company announced that the Company would distribute all its shares in Papier Pte Ltd, a wholly-owned subsidiary within the Recycled Papers segment, to the Company's shareholders. Upon authorisation of the distribution, the Group and the Company recognised a dividend payable of \$12,500,000, being the fair value of the net assets to be distributed.

On 3 June 2022, the shares were distributed. The net assets comprised assets of \$17,408,000 less liabilities of \$7,464,000 as follows:

	Note	Group and Company 2022 \$'000
Property, plant and equipment	4	9,650
Intangible assets (goodwill)	5	400
Investment property	7	100
Deferred tax asset	10	230
Inventories		2,895
Trade and other receivables		4,133
Loans and borrowings		(3,064)
Provisions	20	(200)
Deferred tax liabilities	10	(450)
Trade and other payables		(3,750)
Carrying amount of net assets distributed		9,944
Dividend to shareholders		12,500
Carrying amount of net assets distributed		(9,944)
Gain on distribution to owners of the Company		2,556 <sup>2</sup>

The investment property distributed to owners of the Company had a cost of \$60,000, with a \$40,000 revaluation being recognised in the revaluation reserve upon reclassification from property, plant and equipment to investment property (\$27,000 net of tax).

INT 17.16(b)

There was no change in the fair value of the assets to be distributed between the date the distribution was approved and the date that the dividend was settled.

### Measurement of fair values

13.93(a), (b)

#### Fair value hierarchy<sup>3</sup>

The non-recurring fair value measurement for the disposal group of \$12,500,000 has been categorised as a Level 3 fair value based on the inputs to the valuation technique used (see note 2.4).

1-1.125, 129

13.93(d), 99

### Valuation technique and significant unobservable inputs

The following table shows the Group's valuation technique used in measuring the fair value of the disposal group, as well as the significant unobservable inputs used.

Valuation technique	Significant unobservable inputs
<i>Cost approach and discounted cash flows:</i> The Group considers both approaches, and reconciles and weighs the estimates under each technique based on its assessment of the judgement that market participants would apply. The cost approach considers the current replacement costs of replicating the manufacturing facility, including the costs of transportation, installation and start-up. Discounted cash flows consider the present value of the net cash flows expected to be generated from the facility, taking into the account the budgeted EBITDA growth rate and budgeted capital expenditure growth rate; the expected net cash flows are discounted using a risk-adjusted discount rate.	<ul style="list-style-type: none"> <li>Budgeted EBITDA growth rate (4.7%).</li> <li>Budgeted capital expenditure growth rate (3.5%).</li> <li>Risk-adjusted discounted rate (7.7%).</li> </ul>

Note Reference Explanatory note

- |                            |   |
|----------------------------|---|
| <p><b>1.</b> 7.8(e)</p>    | <p>An entity discloses the carrying amount of financial liabilities designated at FVTPL separately from the carrying amount of financial liabilities held-for-trading. While this explanatory note is attached to the loans and borrowings disclosure, this is not meant to indicate that liabilities at FVTPL would be classified as loans and borrowings.</p> <p>If the entity has designated a financial liability as at FVTPL in accordance with paragraph 4.2.2 of SFRS(I) 9 and is required to present the effects of changes in that liability's credit risk in other comprehensive income, it shall disclose as per requirements under paragraph 10, 10A and 11 of SFRS(I) 7.</p> |
| <p><b>2.</b> 1-1.72-73</p> | <p>The current portion of long-term debt is classified as current even if an agreement to refinance or reschedule payments on a long-term basis is completed after the reporting date but before the financial statements are authorised for issue. However, if at the reporting date an entity expects and is able, solely at its own discretion, to refinance or roll over an obligation for at least 12 months after the reporting date under an existing loan facility, then it classifies the obligation as non-current even if the loan otherwise would be current This issue is discussed in <a href="#">Insights into IFRS (3.1.45.10)</a>.</p>                                   |

Reference

# Notes to the financial statements

## 16. Loans and borrowings<sup>1</sup>

1-1.77

### Non-current liabilities<sup>2</sup>

Secured bank loans
Unsecured bond issues
Convertible notes
Redeemable preference shares
Lease liabilities
Intra-group financial guarantee

Note	Group		Company	
	2022 \$'000	2021 \$'000	2022 \$'000	2021 \$'000
	5,812	7,093	-	-
	6,136	9,200	5,113	5,113
	4,633	-	4,633	-
	1,939	-	1,939	-
	3,671	3,941	-	-
	-	-	23	31
	22,191	20,234	11,708	5,144
	1,200	4,000	-	-
	453	57	-	-
39	71	60	-	-
	51	-	51	-
	674	663	-	-
	-	1,000	-	1,000
	2,449	5,780	51	1,000

1-1.77

### Current liabilities<sup>2</sup>

Current portion of secured bank loans
Unsecured bank loans
Amount received from securitisation vehicle
Dividends on redeemable preference shares
Lease liabilities
Loan from associate

### Market and liquidity risks

Information about the Group's and the Company's exposure to interest rate, foreign currency and liquidity risks is included in [note 22](#).

Note *Reference* **Explanatory note**

<b>1.</b>	<i>7.7</i>	<p>An entity discloses information that enables users of its financial statements to evaluate the significance of financial instruments for its financial position and performance.</p> <p>These illustrative financial statements illustrate one possible method of disclosing significant information related to loans and borrowings.</p>
-----------	------------	--

Reference

# Notes to the financial statements

## 16. Loans and borrowings (continued) Terms and debt repayment schedule<sup>1</sup>

7.7

Terms and conditions of outstanding loans and borrowings are as follows:

	Currency	Nominal interest rate	Year of maturity	2022		2021	
				Face value \$'000	Carrying amount \$'000	Face value \$'000	Carrying amount \$'000
<b>Group</b>							
Secured bank loan (see note 13)	SGD	SORA + 0.5%	2022-2023	600	598	1,000	985
Secured bank loan	IDR	3.90%	2026	1,260	1,260	1,257	1,257
Secured bank loan	USD	4.70%	2024	520	502	550	521
Secured bank loan	SGD	SIBOR + 0.5%	2023-2028	3,900	3,900	3,500	3,500
Secured bank loan	EUR	Euribor + 1%	2022-2023	765	752	4,850	4,830
Unsecured bank loan	AUD	3.80%	2023	479	453	-	-
Unsecured bank loan	SGD	5.50%	2022	-	-	57	57
Unsecured bank loan	SGD	5.00%	2021	-	-	-	-
Amount received from securitisation vehicle	AUD	3.80%	2023	75	71	-	-
Amount received from securitisation vehicle	SGD	5.50%	2022	-	-	60	60
Amount received from securitisation vehicle	SGD	5.00%	2021	-	-	-	-
Unsecured bond issues	SGD	SIBOR + 0.5%	2026	1,023	1,023	1,023	1,023
Unsecured bond issues	SGD	SIBOR + 1%	2027	5,113	5,113	5,113	5,113
Unsecured bond issues	SGD	SIBOR	2024	-	-	3,064	3,064
Loan from associate	SGD	4.80%	2023	-	-	1,000	1,000
Convertible notes	SGD	3.00%	2025	5,000	4,633	-	-
Redeemable preference shares	SGD	4.40%	2028	2,000	1,939	-	-
Dividends on redeemable preference shares	SGD	-	2023	51	51	-	-
Lease liabilities	SGD	6.0% - 7.0%	2022-2037	5,917	4,345	5,608	4,604
Total interest-bearing liabilities				26,703	24,640	27,082	26,014

7.7, 14,  
1-16.74(a)

The secured bank loans of the Group are secured over land and buildings with carrying amounts of \$1,440,000 (2021: \$2,010,000) (see note 4), investment properties with carrying amounts of \$1,715,000 (2021: \$1,000,000) (see note 7), inventories with carrying amounts of \$1,650,000 (2021: \$2,090,000) (see note 12) and trade receivables with carrying amounts of \$600,000 (2021: \$1,000,000) (see note 13).



This page has been left blank intentionally.

Reference

## Notes to the financial statements

### 16. Loans and borrowings (continued)

#### Terms and debt repayment schedule (continued)

Company	Currency	Nominal interest rate	Year of maturity	2022		2021	
				Face value	Carrying amount	Face value	Carrying amount
Unsecured bond issues	SGD	SIBOR + 1%	2027	5,113	5,113	5,113	5,113
Loan from associate	SGD	4.80%	2023	-	-	1,000	1,000
Convertible notes	SGD	3.00%	2025	5,000	4,633	-	-
Redeemable preference shares	SGD	4.40%	2028	2,000	1,939	-	-
Dividends on redeemable preference shares	SGD	-	2023	51	51	-	-
Total interest-bearing liabilities				12,164	11,736	6,113	6,113

Note Reference Explanatory note

1.	7.18,19	For loans payable recognised at the reporting date, an entity discloses information about any defaults that occurred during the period, or any other breach of the terms of a loan.
	1-1.74-76	When a breach of a loan agreement occurred during the period, and the breach has not been remedied or the terms of the loan payable have not been renegotiated by the reporting date, the entity determines the effect of the breach on the current/non-current classification of the loan payable.
	7.18	<p>For loans payable recognised at the reporting date, an entity discloses:</p> <ul style="list-style-type: none"> <li>• details of any defaults during the period of principal, interest, sinking fund, or redemption terms of those loans payable;</li> <li>• the carrying amount of the loans payable in default at the reporting date; and</li> <li>• whether the default was remedied, or that the terms of the loans payable were renegotiated before the financial statements were authorised for issue.</li> </ul>
2.		In some circumstances, an entity may – before the reporting date – obtain from a lender an agreement to amend a lending arrangement. Such amendments may defer the date as at which information is assessed for testing covenant compliance from a date at or before the reporting date to a later date. We believe that in these situations whether the entity would have breached the related covenant had the agreement not been amended does not affect the classification of the liability at the reporting date. This issue is discussed in <a href="#">Insights into IFRS (3.1.40.130)</a> .
3.	7.17	If an entity has issued an instrument that contains both a liability and an equity component and the instrument has multiple embedded derivative features, the values of which are interdependent (such as a callable convertible debt instrument), then an entity discloses the existence of those features.

Reference

# Notes to the financial statements

## 16. Loans and borrowings (continued)

### Breach of loan covenant<sup>1</sup>

7.19

The Group has a secured bank loan with a carrying amount of \$3,900,000 at 31 December 2022 (2021: \$3,500,000). This loan is repayable in tranches within 5 years. However, the loan contains a covenant stating that at the end of each quarter, the Group's debt (defined in the covenant as the Group's loans and borrowings and trade and other payables) cannot exceed 2.5 times the Group's quarterly revenue from continuing operations, otherwise the loan will be repayable on demand.

The Group exceeded its maximum leverage threshold in the third quarter of 2022 and the threshold was still exceeded as at 31 December 2022. However, the Group has obtained a waiver from the bank in October 2022 for a period of 18 months. Accordingly, the bank loan is not payable on demand at 31 December 2022.<sup>2</sup> Subsequent to the reporting date, the bank revised the debt covenant ratio (debt to quarterly revenue from continuing operations) from 2.5 to 3.5 times and the waiver was lifted.

7.17

### Convertible notes<sup>3</sup>

Proceeds from issue of convertible notes (125,000 notes  
at \$40 par value)  
Transaction costs  
Net proceeds  
Amount classified as equity  
Accreted interest  
Carrying amount of liability at 31 December 2022

Group and  
Company  
2022  
\$'000

5,000  
(282)  
4,718  
(131)  
46  
4,633

1-12.81(a)

The amount of the convertible notes classified as equity of \$131,000 is net of attributable transaction costs of \$8,000. In addition, tax recognised directly in equity in respect of the convertible notes amounted to \$22,000.

The convertible notes were issued on 1 July 2022. They are convertible into 375,000 ordinary shares in June 2025 at the option of the holder, at a rate of three shares for every convertible note. Any unconverted notes become repayable on demand.

### Redeemable preference shares

Proceeds from issue of redeemable preference shares  
Transaction costs  
Accrued dividend  
Carrying amount at 31 December 2022

Group and  
Company  
2022  
\$'000

2,000  
(61)  
51  
1,990

During 2022, 100,000 redeemable preference shares were issued at \$20 per share (2021: nil). All issued shares are fully paid. The redeemable preference shares are mandatorily redeemable at initial subscription value on 31 May 2028 and the Company is obliged to pay holders of these shares annual dividends of 4.4% of the subscription amount on 31 May each year until and including on maturity. Redeemable preference shares do not carry the right to vote.

This page has been left blank intentionally.

Reference

## Notes to the financial statements

### 16. Loans and borrowings (continued)

#### **Intra-group financial guarantee**

Intra-group financial guarantee comprises a guarantee given by the Company to a bank in respect of banking facilities amounting to \$700,000 (2021: \$700,000) granted to a wholly-owned subsidiary which expire on 31 December 2025. At the reporting date, the Company has not recognised an ECL provision as the ECL amount was lower than the amortised liability for intra-group financial guarantee contracts. The Company does not consider it probable that a claim will be made against the Company under the guarantee. The carrying amount represented the initial fair value less the cumulative amount of income recognised.

Note Reference Explanatory note

- |   |   |
|---|---|
| <p><b>1.</b> 1-7.44B, 44C,<br/>44D, 44E</p> | <p>This illustrates one possible format to meet the disclosure requirement in SFRS(I) 1-7 by providing a reconciliation between the opening and closing balances for liabilities arising from financing activities. The Group has included changes from financing cash flows showing cash flows that make up the gross amounts of proceeds from borrowings and repayments of borrowings in the statement of cash flows. Where an entity discloses a reconciliation, other presentation formats are possible as long as it provides sufficient information to enable users of the financial statements to link items included in the reconciliation to the statement of financial position and the statement of cash flows.</p> <p>The entity should disclose changes in financial assets (for example, assets that hedge liabilities arising from financing liabilities) if such cash flows were, or will be, included in cash flows from financing activities.</p> |
|---|---|

Reference

# Notes to the financial statements

## 16. Loans and borrowings (continued)

### Reconciliation of movements of liabilities to cash flows arising from financing activities<sup>1</sup>

1-7.44A,  
44C-44E

1-7.44B(a)

1-7.44B(b)

1-7.44B(c)

1-7.44B(d)

1-7.44B(e)

	Note	Liabilities		Derivatives (assets)/liabilities held to hedge long-term borrowings		Total \$'000
		Other loans and borrowings \$'000	Lease liabilities \$'000	Interest rate swap and forward exchange contracts used for hedging - assets <sup>1</sup> \$'000	Interest rate swap and forward exchange contracts used for hedging - liabilities \$'000	
<b>Balance at 1 January 2021</b>		25,891	4,818	(236)	2	30,475
<b>Changes from financing cash flows</b>						
Proceeds from settlement of derivatives		-	-	11	-	11
Proceeds from borrowings		260	-	-	-	260
Repayment of borrowings		(4,705)	-	-	-	(4,705)
Payment of lease liabilities		-	(394)	-	-	(394)
Interest paid		(1,144)	(180)	-	-	(1,324)
<b>Total changes from financing cash flows</b>		(5,589)	(574)	11	-	(6,152)
<b>Changes arising from obtaining or losing control of subsidiaries or other businesses</b>		-	-	-	-	-
<b>The effect of changes in foreign exchange rates</b>		(23)	-	-	-	(23)
<b>Change in fair value</b>		-	-	20	10	30
<b>Other changes</b>						
New leases		-	180	-	-	180
Capitalised borrowing costs		12	-	-	-	12
Interest expense		1,119	180	-	-	1,299
<b>Total other changes</b>		1,131	360	-	-	1,491
<b>Balance at 31 December 2021</b>		21,410	4,604	(205)	12	25,821



This page has been left blank intentionally.

Reference

# Notes to the financial statements

## 16. Loans and borrowings (continued)

### Reconciliation of movements of liabilities to cash flows arising from financing activities

1-7.44A,  
44C-44E

	Note	Liabilities				Derivatives (assets)/liabilities held to hedge long-term borrowings		Total \$'000
		Other loans and borrowings \$'000	Convertible notes \$'000	Redeemable preference shares \$'000	Lease liabilities \$'000 Restated*	Interest rate swap and forward exchange contracts used for hedging - assets <sup>1</sup> \$'000	Interest rate swap and forward exchange contracts used for hedging - liabilities \$'000	
<b>Balance at 1 January 2022</b>		21,410	-	-	4,604	(205)	12	25,821
<b>Changes from financing cash flows</b>								
Proceeds from issue of convertible notes		-	5,000	-	-	-	-	5,000
Proceeds from issue of redeemable preference shares		-	-	2,000	-	-	-	2,000
Proceeds from settlement of derivatives		-	-	-	-	5	-	5
Payment of transaction costs related to loans and borrowings		-	(282)	(61)	-	-	-	(343)
Proceeds from borrowings		522	-	-	-	-	-	522
Repayment of borrowings		(5,517)	-	-	-	-	-	(5,517)
Payment of lease liabilities		-	-	-	(459)	-	-	(459)
Interest paid		(1,214)	-	-	(210)	-	-	(1,424)
<b>Total changes from financing cash flows</b>		(6,209)	4,718	1,939	(669)	5	-	(216)
<b>Changes arising from obtaining or losing control of subsidiaries or other businesses</b>		(2,564)	-	-	-	-	-	(2,564)
<b>The effect of changes in foreign exchange rates</b>		(128)	-	-	-	-	-	(128)
<b>Change in fair value</b>		-	-	-	-	24	16	40
<b>Other changes</b>								
Amount classified as equity (net of transaction costs of \$ 8,000)		-	(131)	-	-	-	-	(131)
New leases		-	-	-	200	-	-	200
Capitalised borrowing costs		231	-	-	-	-	-	231
Interest expense		932	46	51	210	-	-	1,239
<b>Total other changes</b>		1,163	(85)	51	410	-	-	1,539
<b>Balance at 31 December 2022</b>		13,672	4,633	1,990	4,345	(176)	28	24,492

\* See note 2.5.

Note Reference Explanatory note

<b>1.</b>	<i>1-19.93</i>	<p>For defined benefit plans, the accounting requirements are as follows:</p> <p>Contributions from employees or third parties set out in the formal terms of the plan either reduce service cost (if they are linked to service) or effect remeasurements of the net defined benefit liability (asset) (e.g. if the contributions are required to reduce a deficit arising from losses on plan assets or actuarial losses). As a practical expedient, if these contributions are linked to service and the amount of the contributions is independent of the number of years of service, the entity is permitted to recognise such contributions as a reduction of the service cost in the period in which the related service is rendered (e.g. if the contributions are a fixed percentage of the employee's salary, a fixed amount throughout the service period or dependent on the employee's age). In these illustrative financial statements, it is assumed that there are no such contributions from employees or third parties.</p>
	<i>1-19.70, 93</i>	<p>Employee or third party contributions in respect of service are attributed to periods of service as a negative benefit under the plan's benefit formula. However, if an employee's service in later years will lead to a materially higher benefit than in earlier years, then an entity is required to attribute benefits on a straight-line basis from:</p> <ul style="list-style-type: none"><li>• the date when service by the employee first leads to benefits under the plan (whether or not the benefits are conditional on future service); until</li><li>• the date when further service will lead to no material amount of further benefits under the plan, other than from further salary increases.</li></ul>
<b>2.</b>	<i>1-19.131</i>	<p>An entity shall offset an asset related to one plan against a liability related to another plan when, and only when, an entity:</p> <ul style="list-style-type: none"><li>• has a legally enforceable right to use a surplus in one plan to settle obligations under the other plan; and</li><li>• intends either to settle the obligations on a net basis, or to realise the surplus in one plan and settle its obligation under the other plan simultaneously.</li></ul>
<b>3.</b>	<i>1-1.69, 1-19.133</i>	<p>Although it is not required to distinguish the current and non-current portions of assets and liabilities arising from post-employment benefits, the Group distinguishes between the current and non-current portions of obligations arising from long-term employee benefits if it does not have an unconditional right to defer settlement of the liability at least 12 months from the reporting date.</p>

Reference

# Notes to the financial statements

## 17. Employee benefits<sup>1</sup>

	Note	Group	
		2022 \$'000	2021 \$'000
Net defined benefit asset (Plan A) <sup>2</sup>		(635)	(731)
Total employee benefit asset		(635)	(731)
Net defined benefit liability (Plan B) <sup>2</sup>		335	280
Liability for bonus plan		100	100
Liability for long-service leave		107	81
Cash-settled share-based payment liability	18	440	380
Total employee benefit liabilities		982	841
Non-current		962	825
Current <sup>3</sup>		20	16
		982	841

For details on the related employee benefit expenses, see [note 27](#).

1-19.139(a)

The Group contributes to the following post-employment defined benefit plans:

- Plan A entitles a retired employee to receive an annual pension payment. Directors and executive officers (see [note 36](#)) retire at age 60 and are entitled to receive annual payments equal to 70% of their final salary until the age of 65, at which time their entitlement falls to 50% of their final salary. Other retired employees are entitled to receive annual payments equal to 1/60 of final salary for each year of service that the employee provided.
- Plan B reimburses certain medical costs for retired employees.

The defined benefit plans are administered by a single pension fund that is legally separated from the Group. The board of the pension fund comprises three employee and two employer representatives and an independent chair. The board of the pension fund is required by law to act in the best interests of the plan participants and is responsible for setting certain policies (e.g. investment, contribution and indexation policies) of the fund.

1-19.139(b)

These defined benefit plans expose the Group to actuarial risks, such as longevity risk, currency risk, interest rate risk and market (investment) risk.

### Funding

1-19.147(a)

Plan A is fully funded by the Group's subsidiaries, except for the obligation for directors and executive officers, which is funded by the Company. The funding requirements are based on the pension fund's actuarial measurement framework set out in the funding policies of the plan. The funding of Plan A is based on a separate actuarial valuation for funding purposes for which the assumptions may differ from the assumptions set out in Defined benefit obligation – Actuarial assumptions of this note. Employees are not required to contribute to the plans. Plan B is unfunded.

Note Reference Explanatory note

1.	1-19.138	The Group has more than one defined benefit plan and has generally provided aggregated disclosures in respect of these plans, on the basis that these plans are not exposed to materially different risks. Further disaggregation of some or all of the disclosures – e.g. by geographic locations or by different characteristics – would be required if this were not the case.
2.		Although it is not specifically required by SFRS(I) 1-19, the Group has disclosed the subtotals of items recognised in profit or loss and OCI.
3.	1-21.39	A net obligation under a defined benefit plan may be denominated in a foreign currency from the point of view of the sponsor's financial statements. In our view, in that case the net defined benefit liability (asset) should first be calculated in the currency in which it is denominated, and the resulting net amount should then be translated into the sponsor's functional currency. As a result, the foreign exchange gain or loss arising on translation will be recognised together with other foreign exchange gains and losses, rather than as part of the SFRS(I) 1-19 remeasurement. This is different from the situation illustrated in these illustrative financial statements. In this case, the sponsor of the plan is a foreign subsidiary, and therefore the translation difference is recognised in OCI in the usual way. This issue is discussed in <a href="#">Insights into IFRS (4.4.1010.10)</a> .

Reference

# Notes to the financial statements

## 17. Employee benefits (continued)

### Funding (continued)

The Group has determined that, in accordance with the terms and conditions of the defined benefit plans, and in accordance with statutory requirements (including minimum funding requirements for Plan A) of the plans in the respective jurisdictions, the present value of refunds or reductions in future contributions is not lower than the balance of the total fair value of the plan assets less the total present value of obligations. This determination has been made on a plan-by-plan basis. As such, no decrease in the defined benefit asset was necessary at 31 December 2022 and 31 December 2021.

1-19.147(b)

The Group expects to pay \$350,000 in contributions to its defined benefit plans in 2023.

### Movement in net defined benefit (asset) liability

The following table shows a reconciliation from the opening balances to the closing balances for the net defined benefit liability (asset) and its components.<sup>1</sup>

	Defined benefit obligation		Fair value of plan assets		Net defined benefit liability (asset)	
	2022 \$'000	2021 \$'000	2022 \$'000	2021 \$'000	2022 \$'000	2021 \$'000
<b>Group</b>						
1-19.140 Balance as 1 January	1,999	1,913	(2,450)	(2,500)	(451)	(587)
<b>Included in profit or loss<sup>2</sup></b>						
1-19.141(a) Current service cost	494	502	-	-	494	502
1-19.141(d) Past service credit	(100)	-	-	-	(100)	-
1-19.141(b) Interest cost (income)	162	134	(112)	(110)	50	24
	556	636	(112)	(110)	444	526
<b>Included in OCI<sup>2</sup></b>						
1-19.141(c) Remeasurement loss (gain):						
- Actual loss (gain) arising from:						
1-19.141(c)(ii) - demographic assumptions	(31)	4	-	-	(31)	4
1-19.141(c)(iii) - financial assumptions	(21)	8	-	-	(21)	8
- experience adjustment	(30)	6	-	-	(30)	6
1-19.141(c)(i) - Return on plan assets excluding interest income	-	-	10	(3)	10	(3)
1-19.141(e) Effect of movements in exchange rates <sup>3</sup>	(26)	-	123	-	97	-
	(108)	18	133	(3)	25	15
<b>Other</b>						
1-19.141(f) Contributions paid by the employer	-	-	(318)	(405)	(318)	(405)
1-19.141(g) Benefits paid	(505)	(568)	505	568	-	-
	(505)	(568)	187	163	(318)	(405)
1-19.140 <b>Balance at 31 December</b>	1,942	1,999	(2,242)	(2,450)	(300)	(451)

### Represented by:

	2022 \$'000	2021 \$'000
Net defined benefit asset (Plan A)	(635)	(731)
Net defined benefit liability (Plan B)	335	280
	(300)	(451)

This page has been left blank intentionally.

Reference

# Notes to the financial statements

## 17. Employee benefits (continued)

### Movement in net defined benefit (asset) liability (continued)

1-19.139(c)

During 2022, the pension arrangements for a number of employees in the United States of America were adjusted to reflect new legal requirements in that country regarding the retirement age. As a result of the plan amendment, the Group's defined benefit obligation decreased by \$100,000 (2021: nil). A corresponding past service credit was recognised in profit or loss in 2022.

### Plan assets

1-19.142

Plan assets comprise:

1-19.142(b)

Equity investments:  
- Consumer markets  
- Pharmaceuticals  
- Oil and Gas  
- Telecoms  
- Financial institutions

1-19.142(c)

Government bonds

1-19.142(e)

Derivatives:  
- Interest rate swaps  
- Forward foreign currency contracts  
- Longevity swaps

1-19.143

Property occupied by the Group

1-19.143

Company's own ordinary shares

Group	
2022	2021
\$'000	\$'000
502	600
175	181
63	78
100	85
62	183
902	1,127
1,044	1,062
8	12
54	23
28	13
90	48
153	162
53	51
2,242	2,450

1-19.142

All equity investments and government bonds have quoted prices in active markets. All government bonds are issued by European governments and are rated AAA or AA, based on rating agency [y] ratings.

1-19.146

At each reporting date, an Asset-Liability Matching study is performed by the pension fund's asset manager in which the consequences of the strategic investment policies are analysed. The strategic investment policy of the pension fund can be summarised as follows:

- a strategic asset mix comprising 40 - 50% equity investments, 40 - 50% government bonds and 0 - 10% other investments;
- interest rate risk is managed with the objective of reducing the cash flow interest rate risk by 40% through the use of debt instruments (government bonds) and interest rate swaps;
- currency risk is managed with the objective of reducing the risk by 30% through the use of forward foreign currency contracts; and
- longevity risk is managed with the objective of reducing the risk by 25% through the use of longevity swaps.



Note *Reference* **Explanatory note**

- |    |                    |   |
|----|--------------------|---|
| 1. | <i>1-19.147(c)</i> | This disclosure may also include other information about the distribution of the timing of benefit payments, such as a maturity analysis of the benefit payments. |
|----|--------------------|---|

Reference

# Notes to the financial statements

## 17. Employee benefits (continued)

### Plan assets (continued)

#### Defined benefit obligation

##### (i) Actuarial assumptions

1-1.125

1-19.144

The following were the principal actuarial assumptions at the reporting date (expressed as weighted-averages):

	Group	
	2022	2021
Discount rate	5.1%	4.8%
Future salary growth	2.5%	2.5%
Future pension growth	3.0%	2.0%
Medical cost trend rate	4.5%	4.0%

1-1.125, 1-19.144

Assumptions regarding future longevity have been based on published statistics and mortality tables. The current longevity underlying the values of the defined benefit obligation at the reporting date were as follows:

	2022		2021	
	Plan A	Plan B	Plan A	Plan B
<b>Group</b>				
<b>Longevity at age 65 for current pensioners</b>				
Males	18.5	18.2	18.3	18.0
Females	21.0	19.0	21.0	18.8
<b>Longevity at age 65 for current members aged 45</b>				
Males	19.2	19.0	19.0	18.7
Females	22.9	20.5	22.9	20.0

1-19.147(c)

At 31 December 2022, the weighted-average duration of the defined benefit obligation was 17.1 years (2021: 17.5 years).<sup>1</sup>

##### (ii) Sensitivity analysis

1-1.125, 129,

1-19.145

Reasonably possible changes at the reporting date to one of the relevant actuarial assumptions, holding other assumptions constant, would have affected the defined benefit obligation by the amounts shown below.

	Defined benefit obligation	
	increase \$'000	Decrease \$'000
<b>Group</b>		
<b>2022</b>		
Discount rate (1% movement)	(335)	350
Future salary growth (1% movement)	180	(172)
Future pension growth (1% movement)	175	(168)
Medical cost trend rate (1% movement)	380	(250)
Future mortality (1% movement)	(70)	67
<b>2021</b>		
Discount rate (1% movement)	(300)	329
Future salary growth (1% movement)	170	(164)
Future pension growth (1% movement)	168	(159)
Medical cost trend rate (1% movement)	366	(239)
Future mortality (1% movement)	(67)	65

Although the analysis does not take account of the full distribution of cash flows expected under the plan, it does provide an approximation of the sensitivity of the assumptions shown.

This page has been left blank intentionally.

Reference

# Notes to the financial statements

## 18. Share-based payment arrangements

2.44 - 45(a)

### Description of the share-based payment arrangements

At 31 December 2022, the Group has the following share-based payment arrangements:

#### Share option programme (equity-settled)

On 1 January 2018 and 1 January 2021, the Group established share option programmes that entitle key management personnel to purchase shares in the Company. On 1 January 2022, a further grant on similar terms was offered to key management personnel and senior employees. Under these programmes, holders of vested options are entitled to purchase shares at the market price of the shares at the date of grant.

The key terms and conditions related to the grants under these programmes are as follows; all options are to be settled by physical delivery of shares.

Grant date/employees entitled	Number of instruments in thousands	Vesting conditions	Contractual life of options
<b>Options granted to key management personnel</b>			
On 1 January 2018	400	3 years' service from grant date and 5% increase in operating income in each of the 3 years	7 years
On 1 January 2021	200	Same as above	10 years
On 1 January 2022	225	Same as above	10 years
<b>Options granted to senior employees</b>			
On 1 January 2022	100	3 years' service from grant date	10 years
<b>Total share options</b>	<b>925</b>		

#### Replacement awards (equity-settled)

In connection with the acquisition of Papyrus, the Group exchanged equity-settled share-based payment awards held by employees of Papyrus (the acquiree's awards) for 150,000 equity-settled share-based payment awards of the Group with a contractual life of nine years from the vesting date (the replacement awards) (see [note 32](#)).

#### Share purchase plan (equity-settled)

On 1 January 2022, the Group offered 26 of its employees the opportunity to participate in an employee share purchase plan. To participate in the plan, the employees are required to save an amount of 5% of their gross monthly salary, up to a maximum of \$300 per month, for a period of 36 months. Under the terms of the plan, at the end of the 36-month period, the employees are entitled to purchase shares using funds saved at a price 20% below the market price at the grant date. Only employees who remain in service and save the required amount of their gross monthly salary for 36 consecutive months will become entitled to purchase the shares. Employees who cease their employment, do not save the required amount of their gross monthly salary in any month before the 36-month period expires, or elect not to exercise their options to purchase shares - e.g. because the share price is below the exercise price - will be refunded their saved amounts.

Note Reference Explanatory note

1.	2.47(b)	<p>In share-based payment transactions where the fair value of goods and services received was determined based on the fair value of equity instruments other than share options, an entity discloses how it determined the fair value of such equity instruments. Such disclosure includes:</p> <ul style="list-style-type: none"> <li>• if fair value was not measured on the basis of an observable market price, then how it was determined;</li> <li>• whether and how expected dividends were incorporated into the measurement of fair value; and</li> <li>• whether and how any other features of the equity instruments granted were incorporated into the measurement of fair value.</li> </ul>
	2.47(c)	<p>An entity discloses how it determined the incremental fair value of any share-based payment arrangements that were modified during the period.</p>

Reference

# Notes to the financial statements

## 18. Share-based payment arrangements (continued)

### Description of the share-based payment arrangements (continued)

#### Share appreciation rights (cash-settled)

On 1 January 2019 and 1 January 2022, the Group granted 100,000 and 300,000 share appreciation rights (SARs), respectively, to employees that entitle them to a cash payment after three years of service. The SARs expire at the end of a five-year period after the grant date. The amount of the cash payment is determined based on the increase in the share price of the Company between grant date and the time of exercise.

Details of the liabilities arising from SARs were as follows:

	Note	Group	
		2022 \$'000	2021 \$'000
2.51(b)(i)	17	440	380
2.51(b)(ii)		-	380

The liabilities at 31 December 2021 were settled during 2022.

### Measurement of fair values

#### Equity-settled share-based payment arrangements

2.46,  
47(a)(i), (iii) The fair value of the employee share purchase plan has been measured using a Monte Carlo simulation. The fair value of the employee share options has been measured using the Black-Scholes formula.<sup>1</sup> Service and non-market performance conditions attached to the arrangements were not taken into account in measuring fair value.

2.47(a)(iii) The requirement that the employee has to save in order to purchase shares under the share purchase plan has been incorporated into the fair value at grant date by applying a discount to the valuation obtained. The discount has been determined by estimating the probability that the employee will stop saving based on historical behaviour.

The inputs used in the measurement of the fair values at grant date of the equity-settled share-based payment plans were as follows:

	Share option programmes			Replace- ment awards 2022	Share purchase plan 2022
	Key management personnel 2022	2021	Senior employees 2022		
2.47(a)(i)					
Fair value at grant date	\$3.54	\$3.72	\$3.14	\$3.81	\$4.02
Share price at grant date	\$10.10	\$10.50	\$10.10	\$10.88	\$10.10
Exercise price	\$10.10	\$10.50	\$10.10	\$10.30	\$8.08
Expected volatility (weighted- average)	46.6%	48.7%	45.7%	52.0%	46.1%
Expected life (weighted- average)	8.6 years	8.8 years	5.4 years	5.9 years	3.0 years
Expected dividends	3.2%	3.2%	3.2%	3.2%	3.2%
Risk-free interest rate (based on government bonds)	1.0%	0.2%	0.9%	1.5%	0.8%

Note Reference Explanatory note

1.	<p>Although it is not specifically required by SFRS(I) 2, the Group has disclosed information about the fair value measurement of its share appreciation rights. In our view, the following disclosures should be provided for cash-settled share-based payments:</p> <ul style="list-style-type: none"> <li>• for awards granted during the period, disclosures about fair value measurement at grant date and at the reporting date; and</li> <li>• for awards granted in previous periods but unexercised at the reporting date, disclosures about fair value measurement at the reporting date.</li> </ul> <p>This issue is discussed in <a href="#">Insights into IFRS (4.5.1000.10)</a>.</p>
----	--

Reference

# Notes to the financial statements

## 18. Share-based payment arrangements (continued)

### Measurement of fair values (continued)

#### Equity-settled share-based payment arrangements (continued)

2.47(a)(ii)

Expected volatility has been based on an evaluation of the historical volatility of the Company's share price, particularly over the historical period commensurate with the expected term. The expected term of the instruments has been based on historical experience and general option holder behaviour.

At 31 December 2022, a total amount of \$223,000 was invested by the participants in the share purchase plan and has been included in trade and other payables due to related parties (2021: nil) (see [note 21](#)).

#### Cash-settled share-based payment arrangement<sup>1</sup>

The fair value of the SARs has been measured using the Black-Scholes formula. Service and non-market performance conditions attached to the arrangements were not taken into account in measuring fair value.

The inputs used in the measurement of the fair values at grant date and measurement date of the SARs were as follows:

2.52

	Grant date 1 January 2022	Measurement date 31 December 2022
Fair value	\$2.82	\$4.40
Share price	\$10.10	\$12.70
Exercise price	\$10.10	\$10.10
Expected volatility (weighted-average)	46.4%	48.5%
Expected life (weighted-average)	3.2 years	2.8 years
Expected dividends	3.2%	3.3%
Risk-free interest rate (based on government bonds)	0.8%	1.6%

Expected volatility has been based on an evaluation of the historical volatility of the Company's share price, particularly over the historical period commensurate with the expected term. The expected term of the instruments has been based on historical experience and general option holder behaviour.

#### Reconciliation of outstanding share options

2.45(b)

The number and weighted-average exercise prices of share options under share option programme and replacement awards is as follows:

2.45(b)(i)

2.45(b)(iii)

2.45(b)(iv)

2.45(b)(ii)

2.45(b)(vi)

2.45(b)(vii)

	Weighted average exercise price 2022	Number of options 2022	Weighted average exercise price 2021	Number of options 2021
		'000		'000
Outstanding at 1 January	\$10.18	550	\$10.00	400
Forfeited during the year	\$10.00	(50)	\$10.00	(50)
Exercised during the year	\$10.00	(5)	-	-
Granted during the year	\$10.04	505	\$10.50	200
Outstanding at 31 December	\$10.12	1,000	\$10.18	550
Exercisable at 31 December	\$10.00	295	\$10.00	350



Note Reference Explanatory note

- |  |   |
|--|---|
| <p><b>1.</b> 1-20.24</p>                         | <p>The Group has elected to present government grants related to assets as deferred income. Alternatively, an entity may present such grants as a deduction in arriving at the carrying amount of the asset. The deferred income related to a government grant is generally classified as a non-current liability when an entity presents a classified statement of financial position. This issue is discussed in <a href="#">Insights into IFRS (4.3.130.60)</a>.</p>   |
| <p><b>2.</b> 1-20.39(c),<br/>1-41.57(b), (c)</p> | <p>An entity discloses any unfulfilled condition and other contingencies attaching to government grants. For government grants related to agricultural activity, an entity also discloses significant decreases expected in the level of the grants.</p>  |
| <p><b>3.</b> 1-20.23,</p>                        | <p>In our view, if emissions certificates are received from a government for less than their fair value, then the entity should choose an accounting policy, to be applied consistently, either to recognise the resulting government grant at fair value (as the difference between the fair value of the certificates and the consideration (if any) paid) or to recognise them at the nominal amount paid for the certificates. SFRS(I) 1-20 <i>Accounting for Government Grants and Disclosure of Government Assistance</i> notes that fair value is the usual approach for non-monetary grants.</p> <p>The Group has elected to account for the government grant related to emissions certificates at their fair value.</p> <p>This issue is discussed in <a href="#">Insights into IFRS (4.3.110.10)</a>.</p> |

Reference

# Notes to the financial statements

## 18. Share-based payment arrangements (continued)

### Reconciliation of outstanding share options (continued)

2.45(d) The options outstanding at 31 December 2022 have an exercise price in the range of \$10.00 to \$10.50 (2021: \$10.00 to \$10.50) and a weighted-average remaining contractual life of 6.4 years (2021: 5.2 years).

2.45(c) The weighted-average share price at the date of exercise for share options exercised in 2022 was \$10.70 (2021: no options exercised).

### Expense recognised in profit or loss

For details on the related employee benefit expenses, see [note 27](#).

## 19. Deferred income<sup>1</sup>

	Group	
	2022 \$'000	2021 \$'000
Government grants – Asset acquisition	1,462	1,613
	<u>1,462</u>	<u>1,613</u>

### Asset acquisitions

1-20.39(b)-(c) In 2021 the Group was awarded a grant,<sup>2</sup> amounting to \$1,613,000, conditional on the acquisition of factory premises in a specified region. The factory has been in operation since early 2022 and the grant, recognised as deferred income, is being amortised over the useful life of the building. In accordance with the terms of the grant, the Group is prohibited from selling the factory premises for a period of 15 years from the date of the grant.

### Emissions schemes<sup>3</sup>

1-20.39(b)-(c) The Group participates in a 'cap and trade' scheme in various countries. Under the scheme, at the beginning of each year the government in each country sets specific annual limits for emitting pollutants and grants the Group the respective number of emissions certificates. The Group recognises emissions certificates and the related deferred income at the fair value of certificates granted, which is determined based on the quoted market price of certificates traded in an active market. When the Group emits pollutants and recognises a liability (see [note 20](#)), it reduces the related expense in profit or loss by releasing the deferred income. In 2022, the Group received emissions certificates amounting to \$115,000 (2021: \$120,000) (see [note 5](#)). The Group emitted pollutants above the limit in 2022 and 2021, and therefore the deferred income related to this grant as at 31 December 2022 is nil (2021: nil).

### New hardwood tree plantations

1-41.57(a)-(b) In 2022, the Group was awarded an unconditional grant, amounting to \$130,000, for plantations of hardwood trees in a specified region. This grant was recognised in profit or loss in full and presented in 'other income' when it became receivable (see [note 24](#)). There is no outstanding balance of deferred income related to this grant as at 31 December 2022.

### Payroll expenses for employees in flood-affected areas

1-20.39(b)-(c) In 2022, the Group received support from the government in [Country X], amounting to \$70,000, towards payroll for employees who were temporarily out of work in flood-affected areas. The full amount of the grant was received in 2022 and recognised in profit or loss as 'other income' (see [note 24](#)). There is no outstanding balance of deferred income related to this grant as at 31 December 2022.

Note Reference Explanatory note

1.	1-37.92	In extremely rare cases, disclosure of some or all of the information required in respect of provisions can be expected to seriously prejudice the position of the entity in a dispute with other parties. In such cases, only the following is disclosed: <ul style="list-style-type: none"> <li>the general nature of the dispute;</li> <li>the fact that the required information has not been disclosed; and</li> <li>the reason why.</li> </ul>
2.	1-37.84	There is no requirement to disclose comparative information in the reconciliation of provisions.
3.		In our view, the reversal of a provision should be presented in the same statement of profit or loss line item as the original estimate. This issue is discussed in <a href="#">Insights into IFRS (3.12.850.10)</a> .
	1-1.98(f), (g)	An entity discloses separately items of income and expense related to reversals of provisions and litigation settlements.
4.		Provisions that will be utilised within one year are classified as current liabilities. This issue is discussed in <a href="#">Insights into IFRS (3.12.770.10)</a> .
5.	15.B30	If a customer does not have the option to purchase a warranty separately, then an entity accounts for the warranty in accordance with SFRS(I) 1-37 unless the promised warranty, or a part of the promised warranty, provides the customer with a service in addition to the assurance that the product complies with agreed-on specifications.
6.	1-37.9	SFRS(I) 1-37 applies to provisions for restructuring, including in the context of discontinued operations. When a restructuring meets the definition of a discontinued operation, additional disclosures may be required by SFRS(I) 5.

Reference

# Notes to the financial statements

## 20. Provisions<sup>1, 2</sup>

		Warranties \$'000	Restructuring \$'000	Site restoration \$'000	Emissions schemes \$'000	Legal \$'000	Total \$'000
<b>Group</b>							
1-37.84(a) 3.23	At 1 January 2022	400	360	900	140	-	1,800
	Assumed in a business combination	-	-	150	-	20	170
1-37.84(b)	Provisions made during the year	280	280	760	120	-	1,440
1-37.84I	Provisions used during the year	(200)	(360)	(800)	(140)	-	(1,500)
	Provisions disposed of through distribution	(200)	-	-	-	-	(200)
1-37.84(d)	Provisions reversed during the year <sup>3</sup>	-	-	(100)	-	-	(100)
1-37.84I	Unwind of discount	-	-	60	-	-	60
1-37.84(a)	At 31 December 2022	280	280	970	120	20	1,670
	Non-current	100	-	910	-	-	1,010
	Current <sup>4</sup>	180	280	60	120	20	660
		280	280	970	120	20	1,670

		Warranties \$'000
<b>Company</b>		
1-37.84(a)	At 1 January 2022	154
1-37.84(b)	Provisions made during the year	164
1-37.84I	Provisions used during the year	(120)
1-37.84(a)	At 31 December 2022	198
	Non-current	70
	Current <sup>4</sup>	128
		198

### Warranties<sup>5</sup>

1-37.85(a) – (c) The provision for warranties relates mainly to paper sold during 2021 and 2022. The provision has been estimated based on historical warranty data associated with similar products. The Group and the Company expect to incur the majority of the liability over the next year. An expected reimbursement of warranty expense incurred of \$25,000 (2021: nil) has been included in trade receivables of the Group and the Company following a supplier accepting responsibility for the defective products.

### Restructuring<sup>6</sup>

1-37.85(a), (b)  
1-1.98(b), 125, During 2022, a provision of \$280,000 was made to cover the costs associated with restructuring part of a manufacturing facility within the Standard Papers segment that will be retained when the remainder of the facility is sold (see note 11). Estimated restructuring costs mainly include employee termination benefits (see note 27) and are based on a detailed plan agreed between management and employee representatives. The restructuring and the sale are expected to be completed by June 2023.

During 2021, the Group committed to a plan to restructure one of the product lines in the Southeast Asia paper manufacturing and distribution division due to a decrease in demand as a result of a deterioration in economic conditions. Following the announcement of the plan, the Group recognised a provision of \$360,000 for expected restructuring costs, including contract termination costs, consulting fees and employee termination benefits. Estimated costs were based on the terms of the relevant contracts. The restructuring was completed in 2022, and \$360,000 of the provision was used during the year. No provision was reversed nor included in 'cost of sales'.

Note Reference Explanatory note

1.	INT 5.11	An entity discloses its interest in and the nature of any decommissioning, restoration and environmental rehabilitation funds, as well as any restrictions on access to the funds' assets.
	1-37.85I, INT 5.13	If a right to receive reimbursement from the decommissioning, restoration and environmental rehabilitation fund has been recognised as an asset, then an entity discloses the amounts of the asset and expected reimbursement.
	1-37.86, INT 5.12	If an obligation to make contributions to the decommissioning, restoration and environmental rehabilitation fund has not been recognised as a liability, then an entity discloses the estimated financial effect of the obligation, a description of uncertainties related to the amount or timing of contributions, and any possible reimbursement.

Reference

# Notes to the financial statements

## 20. Provisions (continued)

### Site restoration<sup>1</sup>

1-37.85(a)

A provision of \$900,000 was made during 2021 in respect of the Group's obligation to rectify environmental damage in Indonesia. The required work was completed during 2022 at a cost of \$800,000. The unused provision of \$100,000 was reversed and has been included in 'cost of sales' in the statement of profit or loss.

1-1.125, 129,  
1-37.85(a), (b)

In accordance with Romanian law, the Group's subsidiary in Romania is required to restore contaminated land to its original condition before the end of 2024. During 2022, the Group provided \$760,000 for this purpose.

Because of the long-term nature of the liability, the greatest uncertainty in estimating the provision is the costs that will be incurred. In particular, the Group has assumed that the site will be restored using technology and materials that are available currently. The Group has been provided with a range of reasonably possible outcomes for the total cost which range from \$500,000 to \$800,000, reflecting different assumptions about pricing of the individual components of the cost. The provision has been calculated using a discount rate of 5.9%, which is the risk-free rate in the jurisdiction of the liability. The rehabilitation is expected to occur in the next two to three years.

As part of the acquisition of Papyrus, the Group recognised environmental provisions of \$150,000, determined on a provisional basis (see [note 32](#)).

1-37.86(a), (b)

### Legal

As a result of the acquisition of Papyrus, the Group assumed a contingent liability of \$20,000, determined on a provisional basis (see [note 32](#)).

### Levies

1-37.85(a)

The Group operates in a number of countries in which it is subject to government levies. It assesses the timing of when to accrue environmental taxes imposed by legislation at the end of the tax year (31 March) on entities that manufacture pulp products. The Group recognised a liability to pay environmental taxes on 31 March, when the obligating event as stated in the legislation occurred. It paid that liability in full at a later date.

Therefore, at 31 December 2022, no liability for environmental taxes has been recognised. An expense of \$102,000 has been recognised in profit or loss for the year ended 31 December 2022.

### Emissions schemes

1-37.85(a)

The Group participates in a 'cap and trade' scheme in various countries (see [note 5](#)). The Group recognises a liability to surrender emissions certificates as it emits pollutants. The liability is measured based on the carrying amount of the certificates on hand to the extent of emissions within the annual limit, and at the current market value of certificates to the extent that the Group would be required to purchase additional certificates to settle the obligation.

During 2022, the Group recognised a provision for pollutants emitted of \$120,000. The provision will be settled by surrendering the emissions certificates to the government in 2023. A provision of \$140,000 at 31 December 2021 was settled in 2022 in a similar manner.

Note Reference Explanatory note

- |    |   |
|----|---|
| 1. | <p>In our view, derivative assets and liabilities should be presented separately in the statement of financial position, if they are significant. If derivative instruments are not significant, then they may be included within other financial assets and other financial liabilities, respectively, with additional details disclosed in the notes to the financial statements. This issue is discussed in <a href="#">Insights into IFRS (7.10.40.50)</a>.</p> |
|----|---|

Reference

# Notes to the financial statements

7.8(g)

## 21. Trade and other payables, including derivatives

15.55, B21-25

		Group		Company	
	Note	2022 \$'000	2021 \$'000	2022 \$'000	2021 \$'000
<b>Trade payables</b>					
<b>Current:</b>					
Amount due to related parties, trade		280	151	223	12
Amount due to subsidiaries, trade		-	-	2,893	2,080
Trade payables		13,669	18,825	1,000	2,500
Trade payables – supply chain financing arrangement		5,515	4,900	688	406
Accrued expenses		236	415	131	86
Refund liabilities	23	76	72	8	20
		19,776	24,363	4,943	5,104
<b>Other payables</b>					
<b>Current:</b>					
Forward exchange contracts used for hedging <sup>1</sup>	22	8	7	-	-
<b>Non-current:</b>					
Interest rate swaps used for hedging <sup>1</sup>	22	20	5	-	-
Contingent consideration	32	270	-	-	-
		298	12	-	-
<b>Trade and other payables</b>					
Non-current		290	5	-	-
Current		19,784	24,370	4,943	5,104
		20,074	24,375	4,943	5,104

### Market and liquidity risks

The Group and the Company's exposures to currency risk and to liquidity risk related to trade and other payables are disclosed in [note 22](#).

Outstanding balances with related parties are unsecured.

The Group participates in a supply chain financing arrangement (SCF) under which its suppliers may elect to receive early payment of their invoice from a bank by factoring their receivable from the Group. Under the arrangement, a bank agrees to pay amounts to a participating supplier in respect of invoices owed by the Group and receives settlement from the Group at a later date. The principal purpose of this arrangement is to facilitate efficient payment processing and enable the willing suppliers to sell their receivables due from the Group to a bank before their due date.

The Group has not derecognised the original liabilities to which the arrangement applies because neither a legal release was obtained nor the original liability was substantially modified on entering into the arrangement. From the Group's perspective, the arrangement does not significantly extend payment terms beyond the normal terms agreed with other suppliers that are not participating. The Group does not incur any additional interest towards the bank on the amounts due to the suppliers. The Group therefore discloses the amounts factored by suppliers within trade payables because the nature and function of the financial liability remain the same as those of other trade payables but discloses disaggregated amounts in the notes. All payables under the SCF are classified as current as at 31 December 2022 and 2021.

1-7.43

The payments to the bank are included within operating cash flows because they continue to be part of the normal operating cycle of the Group and their principal nature remains operating – i.e. payments for the purchase of goods and services. The payments to a supplier by the bank are considered non-cash transactions and amount to \$3,860,000 (2021: \$3,430,000).



Note Reference      Explanatory note

1.		Accounting for financial instruments is complex, and appropriate disclosures will depend on the circumstances of the individual entity. In these illustrative financial statements, the disclosures in respect of financial risk management and financial instruments have been presented to illustrate different potential scenarios and situations that an entity may encounter. An entity tailors its respective disclosures for the specific facts and circumstances relative to its business and risk management practices, and also takes into account the significance of exposure to risks from the use of financial instruments. Issues related to the accounting for financial instruments are discussed in <i>Insights into IFRS</i> (Section 7).
2.	7.31, 32	An entity is required to disclose information that enables users of its financial statements to evaluate the nature and extent of risks arising from financial instruments to which the entity is exposed to at the reporting date. Those risks typically include, but are not limited to, credit risk, liquidity risk and market risk.
	7.33	For each type of risk, an entity discloses: (1) the exposures to risk and how they arise; (2) its objectives, policies and processes for managing the risk and the methods used to measure the risk; and (3) any changes in (1) or (2) from the previous period.
	7.32A	An entity makes qualitative disclosures in the context of quantitative disclosures that enables users to link related disclosures and hence form an overall picture of the nature and extent of risks arising from financial instruments. Interaction between qualitative and quantitative disclosures contributes to disclosure of information in a way that better enables users to evaluate an entity's exposure to risks.
3.	7.3, 5	The disclosure requirements of SFRS(I) 7 are limited to financial instruments, and contract assets arising from SFRS(I) 15 that are accounted for in accordance with SFRS(I) 9 for the purposes of recognising impairment gains or losses. Therefore, operational risks that do not arise from the items in scope are excluded from the requirements, as are commodity contracts that meet the 'own use' exemption detailed in paragraphs 2.4 – 2.7 of SFRS(I) 9.
4.	7.34	SFRS(I) 7 requires the disclosure of summary quantitative data about an entity's risk exposure based on the information provided internally to key management personnel of the entity, as defined in SFRS(I) 1-24, e.g., the entity's board of directors or chief executive.  However, certain minimum disclosures are also required to the extent that they are otherwise not covered by the disclosures made under the 'management approach' above.
	7.35, IG20	If the quantitative data at the reporting date are not representative of an entity's risk exposure during the year, then an entity provides further information that is representative, e.g., the entity's average exposure to risk during the year. For example, if an entity's business is seasonal and the balance of loans and receivables fluctuates materially during the year, then a sensitivity analysis based solely on the position at the reporting date would not be representative.
5.		See explanatory note 2 on page 196.
6.		See explanatory note 3 on page 196.

Reference

# Notes to the financial statements

## 22. Financial instruments<sup>1, 2, 3, 4</sup>

### Financial risk management

#### Overview

7.31 The Group has exposure to the following risks arising from financial instruments:

- credit risk
- liquidity risk
- market risk

7.33(a), (b) This note presents information about the Group's exposure to each of the above risks, the Group's objectives, policies and processes for measuring and managing risk, and the Group's management of capital.

#### 7.31, 33(b) Risk management framework

The Board of Directors has overall responsibility for the establishment and oversight of the Group's risk management framework. The Board has established the Risk Management Committee, which is responsible for developing and monitoring the Group's risk management policies. The committee reports regularly to the Board of Directors on its activities.

The Group's risk management policies are established to identify and analyse the risks faced by the Group, to set appropriate risk limits and controls, and to monitor risks and adherence to limits. Risk management policies and systems are reviewed regularly to reflect changes in market conditions and the Group's activities. The Group, through its training and management standards and procedures, aims to develop a disciplined and constructive control environment in which all employees understand their roles and obligations.

The Group Audit Committee oversees how management monitors compliance with the Group's risk management policies and procedures, and reviews the adequacy of the risk management framework in relation to the risks faced by the Group. The Group Audit Committee is assisted in its oversight role by Internal Audit. Internal Audit undertakes both regular and ad hoc reviews of risk management controls and procedures, the results of which are reported to the Group Audit Committee.

#### 7.31, 33 Credit risk

Credit risk is the risk of financial loss to the Group or the Company if a customer or counterparty to a financial instrument fails to meet its contractual obligations, and arises principally from the Group and the Company's receivables from customers and debt investments and the Company's non-trade amounts due from subsidiaries.

7.35K(a), 36(a) The carrying amounts of financial assets and contract assets represent the Group and the Company's maximum exposures to credit risk, before taking into account any collateral held.<sup>5</sup> The Group and the Company do not require any collateral in respect of their financial assets.<sup>6</sup>

1-1.82(ba) Impairment losses on financial assets and contract assets recognised in profit or loss were as follows:

	Group	
	2022 \$'000	2021 \$'000
15.113(b) Impairment loss on trade receivables and contract assets arising from contracts with customers*	161	33
Impairment loss on lease receivables	1	-
Impairment loss on debt investments at amortised cost	60	38
Impairment loss on (reversal) on debt investments at FVOCI	(1)	1
	<b>221</b>	<b>72</b>

\* Of which, \$11,000 (2021: \$3,000) related to a discontinued operation (see notes 29 and 31).

Note Reference Explanatory note

1.	7.B8, IG18-19	The identification of concentrations of risk requires judgement taking into account the circumstances of the entity. For example, concentrations of credit risk may arise from industry sectors, credit rating or other measures of credit quality, geographical distribution or a limited number of individual counterparties. Therefore the disclosure of risk concentrations includes a description of the shared characteristics.
2.	7.36(a)	An entity discloses information about the nature and extent of its exposure to credit risk. The disclosure of the maximum exposure to credit risk ignores any collateral held or other credit enhancement. This disclosure is not required for financial instruments whose carrying amount best represents the maximum exposure to credit risk.
	7.B9	The maximum credit risk exposure typically is the gross carrying amount of the financial asset, net of any amounts offset in accordance with SFRS(I) 1-32 and any impairment losses recognised in accordance with SFRS(I) 9.
	7.36, B1, B2	The disclosures in respect of credit risk apply to each 'class' of financial asset, which is not defined in SFRS(I) 7. Classes are distinct from the categories of financial instruments specified in SFRS(I) 9.  In determining classes of financial instruments, an entity at a minimum distinguishes instruments measured at amortised cost from those measured at fair value, and treats as a separate class or classes those financial instruments outside the scope of SFRS(I) 7.
	7.IG21-22	The SFRS(I) 7 implementation guidance provides additional guidance on the disclosures without specifying a minimum standard disclosure.
3.	7.36(b)	An entity discloses a description of collateral held as security and of other credit enhancements, and their financial effect (e.g. a quantification of the extent to which collateral and other credit enhancements mitigate credit risk) in respect of the amount that best represents the maximum exposure to credit risk at the reporting date.
	7.38	When an entity obtains financial or non-financial assets during the period by taking possession of collateral it holds as security or calling in on other credit enhancements (e.g. guarantees), and such assets meet the recognition criteria in other SFRS(I)s, an entity discloses for such assets held at the reporting date: <ul style="list-style-type: none"> <li>the nature and carrying amount of such collateral or other credit enhancements; and</li> <li>its policy for disposing of those collateral or for using them in its operations when such collateral is not readily convertible into cash.</li> </ul>

Reference

# Notes to the financial statements

## 22. Financial instruments (continued)

### Credit risk (continued)

#### Trade receivables and contract assets

7.33(a), (b)

The Group's exposure to credit risk is influenced mainly by the individual characteristics of each customer. However, management also considers the demographics of the Group's customer base, including the default risk associated with the industry and country in which customers operate, as these factors may have an influence on credit risk. Details of concentration of revenue are included in [note 31](#).

The Risk Management Committee has established a credit policy under which each new customer is analysed individually for creditworthiness before the Group's standard payment and delivery terms and conditions are offered. The Group's review includes external ratings, if they are available, financial statements, credit agency information, industry information, and in some cases bank references. Sale limits are established for each customer, which represents the maximum open amount without requiring approval from the Risk Management Committee; these limits are reviewed quarterly. Customers failing to meet the Group's benchmark creditworthiness may transact with the Group only on a prepayment basis.

The Group limits its exposure to credit risk<sup>2</sup> from trade receivables by establishing maximum payment periods of one and three months for individual and corporate customers respectively.

More than 85% of the Group's customers have been transacting with the Group for over four years, and none of these customers' balances have been written off or are credit-impaired at the reporting date. In monitoring customer credit risk, customers are grouped according to their credit characteristics, including whether they are an individual or a legal entity, whether they are a wholesale, retail or end-user customer, their geographic location, industry, trading history with the Group, aging profile, maturity and existence of previous financial difficulties.

7.33(c)

As a result of generally volatile economic circumstances, certain sale limits have been redefined, particularly in the Standard and Recycled Papers segments, since the Group's experience is that the economic volatility has had a greater impact in these segments than others.

7.35K(b), B8G

The Group does not require collateral in respect of trade receivables. The Group does not have trade receivables and contract assets for which no loss allowance is recognised because of collateral.

The quantitative information below on trade receivables and contract assets includes amounts classified as held for sale (see [note 11](#)).

#### Exposure to credit risk

7.34(a), (c)

The exposure to credit risk for trade receivables and contract assets at the reporting date by geographic region was as follows:<sup>1</sup>

	Group		Company	
	Carrying amount		Carrying amount	
	2022	2021	2022	2021
	\$'000	\$'000	\$'000	\$'000
Domestic	10,102	8,612	3,668	4,571
Indonesia	3,962	3,450	2,089	1,847
Netherlands	1,331	2,367	1,000	454
United States of America	2,439	2,138	500	200
Australia	1,129	590	645	198
Others	1,047	842	723	219
	20,010	17,999	8,625	7,489

Note *Reference* **Explanatory note**

<b>1.</b>	See explanatory note 1 on page 196.
-----------	-------------------------------------

Reference

# Notes to the financial statements

## 22. Financial instruments (continued)

### Credit risk (continued)

#### Trade receivables and contract assets (continued)

#### Exposure to credit risk (continued)

7.34(a), (c)

The exposure to credit risk for trade receivables and contract assets at the reporting date by type of counterparty was as follows:<sup>1</sup>

	Group		Company	
	2022 \$'000	2021 \$'000	2022 \$'000	2021 \$'000
Wholesale customers	14,618	10,131	5,600	4,640
Retail customers	4,867	6,700	2,427	1,780
End-user customers	239	1,006	400	980
Others	286	162	198	89
	<b>20,010</b>	<b>17,999</b>	<b>8,625</b>	<b>7,489</b>

7.34(a), (c)

The carrying amount of the receivable from the Group's most significant customer (an Indonesian wholesaler) was \$3,812,000 at 31 December 2022 (2021: \$3,367,000). There is no concentration of customers' credit risk at the Company level.

7.34(a), 35M, B8I

A summary of the exposure to credit risk for trade receivables and contract assets was as follows:

	Group			
	2022 Not credit- impaired \$'000	Credit- impaired \$'000	2021 Not credit- impaired \$'000	Credit- impaired \$'000
External credit ratings at least Baa3 from [Rating Agency X] or BBB- from [Rating Agency Y]	2,614	-	2,762	-
Other customers:				
- Four or more years' trading history with the Group*	11,077	-	9,600	-
- Less than four years' trading history with the Group*	5,930	-	5,205	-
- Higher risk	263	326	403	130
<b>Total gross carrying amount</b>	<b>19,884</b>	<b>326</b>	<b>17,970</b>	<b>130</b>
Loss allowance	(150)	(50)	(77)	(24)
	<b>19,734</b>	<b>276</b>	<b>17,893</b>	<b>106</b>

\* Excluding 'higher risk'

This page has been left blank intentionally.

Reference

# Notes to the financial statements

## 22. Financial instruments (continued)

### Credit risk (continued)

### Trade receivables and contract assets (continued)

### Exposure to credit risk (continued)

	2022		2021	
	Not credit-impaired \$'000	Credit-impaired \$'000	Not credit-impaired \$'000	Credit-impaired \$'000
External credit ratings at least Baa3 from [ <i>Rating Agency X</i> ] or BBB- from [ <i>Rating Agency Y</i> ]	1,302	-	1,021	-
Other customers:				
- Four or more years' trading history with the Group*	3,907	-	4,447	-
- Less than four years' trading history with the Group*	3,116	-	1,851	-
- Higher risk	139	204	115	120
<b>Total gross carrying amount</b>	<b>8,464</b>	<b>204</b>	<b>7,434</b>	<b>120</b>
Loss allowance	(36)	(7)	(41)	(24)
	<b>8,428</b>	<b>197</b>	<b>7,393</b>	<b>96</b>

\* Excluding 'higher risk'

### Expected credit loss assessment for corporate customers

7.35B(a), 35F(c),

The Group allocates each exposure to a credit risk grade based on data that is determined to be predictive of the risk of loss (including but not limited to external ratings, audited financial statements, management accounts and cash flow projections and available press information about customers) and applying experienced credit judgement. Credit risk grades are defined using qualitative and quantitative factors that are indicative of the risk of default and are aligned to external credit rating definitions from agencies [*Rating Agencies X and Y*].

Exposures within each credit risk grade are segmented by geographic region and industry classification and an ECL rate is calculated for each segment based on delinquency status and actual credit loss experience over the past seven years. These rates are multiplied by scalar factors to reflect differences between economic conditions during the period over which the historic data has been collected, current conditions and the Group's view of economic conditions over the expected lives of the receivables.

Scalar factors are based on GDP forecast and industry outlook and include the following: 1.3 (2021: 1.2) for Indonesia, 0.9 (2021: 0.8) for United States of America, 1.1 (2021: 1.2) for Australia and 1.8 (2021: 1.9) for the pulp and paper industry.



This page has been left blank intentionally.

Reference

# Notes to the financial statements

## 22. Financial instruments (continued)

### Credit risk (continued)

#### Trade receivables and contract assets (continued)

*Expected credit loss assessment for corporate customers (continued)*

7.35M, B8I

The following tables provide information about the exposure to credit risk and ECLs for trade receivables and contract assets for corporate customers.

#### Group

31 December 2022

	Equivalent to external credit rating [Agency Y]	Weighted average loss rate %	Gross carrying amount \$'000	Impairment loss allowance \$'000	Credit impaired
Grades 1-6: <i>Low risk</i>	BBB- to AAA	0.26	12,944	(34)	No
Grades 7-9: <i>Fair risk</i>	BB- to BB+	0.70	2,591	(18)	No
Grades 10: <i>Substandard</i>	B- to CCC-	3.40	1,897	(65)	No
Grades 11: <i>Doubtful</i>	C to CC	20.00	130	(26)	Yes
Grades 12: <i>Loss</i>	D	33.90	57	(19)	Yes
			17,619	(162)	

31 December 2021

	Equivalent to external credit rating [Agency Y]	Weighted average loss rate %	Gross carrying amount \$'000	Impairment loss allowance \$'000	Credit impaired
Grades 1-6: <i>Low risk</i>	BBB- to AAA	0.12	8,040	(10)	No
Grades 7-9: <i>Fair risk</i>	BB- to BB+	0.17	5,900	(10)	No
Grades 10: <i>Substandard</i>	B- to CCC-	0.81	865	(7)	No
Grades 11: <i>Doubtful</i>	C to CC	19.00	100	(19)	Yes
Grades 12: <i>Loss</i>	D	27.72	101	(28)	Yes
			15,006	(74)	

#### Company

31 December 2022

	Equivalent to external credit rating [Agency Y]	Weighted average loss rate %	Gross carrying amount \$'000	Impairment loss allowance \$'000	Credit impaired
Grades 1-6: <i>Low risk</i>	BBB- to AAA	0.20	4,539	(9)	No
Grades 7-9: <i>Fair risk</i>	BB- to BB+	0.50	1,345	(7)	No
Grades 10: <i>Substandard</i>	B- to CCC-	1.20	974	(12)	No
Grades 11: <i>Doubtful</i>	C to CC	3.40	204	(7)	Yes
			7,062	(35)	

This page has been left blank intentionally.

Reference

# Notes to the financial statements

## 22. Financial instruments (continued)

### Credit risk (continued)

#### Trade receivables and contract assets (continued)

*Expected credit loss assessment for corporate customers (continued)*

Company

31 December 2021

	Equivalent to external credit rating [Agency Y]	Weighted average loss rate %	Gross carrying amount \$'000	Impairment loss allowance \$'000	Credit impaired
Grades 1-6: <i>Low risk</i>	BBB- to AAA	0.20	4,339	(9)	No
Grades 7-9: <i>Fair risk</i>	BB- to BB+	0.50	1,245	(6)	No
Grades 10: <i>Substandard</i>	B- to CCC-	2.60	774	(20)	No
Grades 11: <i>Doubtful</i>	C to CC	24.40	95	(23)	Yes
			<u>6,453</u>	<u>(58)</u>	

*Expected credit loss assessment for individual customers*

7.35B(a), 35F(c),  
35G(a)-(b)

The Group uses an allowance matrix to measure the ECLs of trade receivables from individual customers, which comprise a very large number of small balances.

Loss rates are calculated using a 'roll rate' method based on the probability of a receivable progressing through successive stages of delinquency to write-off. Roll rates are calculated separately for exposures in different segments based on the following common credit risk characteristics - geographic region, age of customer relationship and type of product purchased.

7.35M, 35N, B8I

The following tables provide information about the exposure to credit risk and ECLs for trade receivables and contract assets for individual customers.

Group

31 December 2022

	Weighted average loss rate %	Gross carrying amount \$'000	Impairment loss allowance \$'000	Credit impaired
Current (not past due)	0.35	1,287	(5)	No
1 – 30 days past due	0.70	843	(6)	No
31 – 60 days past due	2.70	325	(9)	No
61 – 90 days past due	9.20	121	(11)	No
More than 90 days past due	46.67	15	(7)	Yes
		<u>2,591</u>	<u>(38)</u>	

31 December 2021

	Weighted average loss rate %	Gross carrying amount \$'000	Impairment loss allowance \$'000	Credit impaired
Current (not past due)	0.2	2,048	(4)	No
1 – 30 days past due	0.74	675	(5)	No
31 – 60 days past due	1.91	262	(5)	No
61 – 90 days past due	9.30	97	(9)	No
More than 90 days past due	33.34	12	(4)	Yes
		<u>3,094</u>	<u>(27)</u>	

This page has been left blank intentionally.

Reference

# Notes to the financial statements

## 22. Financial instruments (continued)

### Credit risk (continued)

#### Trade receivables and contract assets (continued)

*Expected credit loss assessment for individual customers (continued)*

#### Company

31 December 2022

	Weighted average loss rate %	Gross carrying amount \$'000	Impairment loss allowance \$'000	Credit impaired
Current (not past due)	0.20	841	(2)	No
1 – 30 days past due	0.50	427	(2)	No
31 – 60 days past due	1.20	326	(4)	No
61 – 90 days past due	3.40	12	-	No
More than 90 days past due	-	-	-	Yes
		<u>1,606</u>	<u>(8)</u>	

31 December 2021

	Weighted average loss rate %	Gross carrying amount \$'000	Impairment loss allowance \$'000	Credit impaired
Current (not past due)	0.30	488	(2)	No
1 – 30 days past due	0.50	342	(2)	No
31 – 60 days past due	1.1	261	(3)	No
61 – 90 days past due	3.40	10	-	No
More than 90 days past due	-	-	-	Yes
		<u>1,101</u>	<u>(7)</u>	

Loss rates are based on actual credit loss experience over the past seven years. These rates are multiplied by scalar factors to reflect differences between economic conditions during the period over which the historic data has been collected, current conditions and the Group's view of economic conditions over the expected lives of the receivables.

Scalar factors are based on actual and forecast unemployment rates and are as follows: 1.3 (2021: 1.2) for Indonesia, 0.95 (2021: 1.0) for United States of America and 1.2 (2021: 1.1) for Australia.

7.35H

#### *Movements in allowance for impairment in respect of trade receivables and contract assets*

The movement in the allowance for impairment in respect of trade receivables and contract assets during the year was as follows.

	Group		Company	
	2022 \$'000	2021 \$'000	2022 \$'000	2021 \$'000
Balance at 1 January	101	71	65	56
Impairment loss recognised	162	33	30	9
Amount derecognised due to discontinued operation	(11)	(3)	-	-
Amount written off	(52)	-	(52)	-
Balance at 31 December	<u>200</u>	<u>101</u>	<u>43</u>	<u>65</u>

7.35L

The Group's and the Company's trade receivables with a contractual amount of \$15,000 written off during 2022 (2021: nil) are still subject to enforcement activity.

This page has been left blank intentionally.

Reference

# Notes to the financial statements

## 22. Financial instruments (continued)

### Credit risk (continued)

#### Trade receivables and contract assets (continued)

7.35H

7.35I, B8D

*Movements in allowance for impairment in respect of trade receivables and contract assets (continued)*

The following significant changes in the gross carrying amounts of trade receivables and contract assets contributed to the changes in the impairment loss allowance during 2022:

- Increases in the Group's and the Company's credit-impaired balance in Australia of \$186,000 (2021: \$82,000) and \$40,000 (2021: \$30,000) respectively, resulted in increases in the Group's and the Company's impairment allowances in 2022 of \$76,000 (2021: \$20,000) and \$16,000 (2021: \$5,000) respectively; and
- The growth of the Group's and the Company's business in Indonesia resulted in increases in trade receivables of \$512,000 (2021: \$201,000) and \$242,000 (2021: \$90,000) respectively and increases in the Group's and the Company's impairment allowances in 2022 of \$25,000 (2021: \$9,000) and \$6,000 (2021: \$2,000) respectively.
- A decrease in trade receivables of \$3,970,000 attributed to the Packaging segment, which was sold in May 2022 (see [note 29](#)), resulted in a decrease in the loss allowance in 2022 of \$11,000.

### Debt investments

7.33(a)-(b),

35B(a), 35F(a),

35G(a)-(b)

The Group limits its exposure to credit risk on investments held by investing only in liquid debt securities and only with counterparties that have a credit rating of at least A2 from [Rating Agency X] and A from [Rating Agency Y].

The Group monitors changes in credit risk by tracking published external credit ratings. To determine whether published ratings remain up to date and to assess whether there has been a significant increase in credit risk at the reporting date that has not been reflected in published ratings, the Group supplements this by reviewing changes in bond yields and, where available, credit default swap (CDS) prices together with available press and regulatory information about issuers.

12-month and lifetime probabilities of default are based on historical data supplied by [Rating Agency X] for each credit rating and are recalibrated based on current bond yields and CDS prices. Loss given default (LGD) parameters generally reflect an assumed recovery rate of 40% except when a security is credit-impaired, in which case the estimate of loss is based on the instrument's current market price and original effective interest rate.

7.34(a), (c)

The exposure to credit risk for debt investments at amortised cost, FVOCI and FVTPL at the reporting date by geographic region was as follows.

	Group Carrying amount		Company Carrying amount	
	2022 \$'000	2021 \$'000	2022 \$'000	2021 \$'000
Domestic	1,615	2,351	1,615	2,351
Indonesia	233	107	233	107
Netherlands	335	280	335	280
United States of America	180	101	180	101
Australia	366	273	366	273
Others	68	85	22	31
	2,797	3,197	2,751	3,143



*Note Reference*    **Explanatory note**

<p><b>1.</b>    7.38</p>	<p>When an entity obtains financial or non-financial assets during the period by taking possession of collateral it holds as security or calling in on other credit enhancements (e.g. guarantees), and such assets meet the recognition criteria in other SFRS(I)s, an entity discloses for such assets held at the reporting date:</p> <ul style="list-style-type: none"> <li>• the nature and carrying amount of such collateral or other credit enhancements; and</li> <li>• its policy for disposing of those collateral or for using them in its operations when such collateral is not readily convertible into cash.</li> </ul>
--------------------------	---

Reference

# Notes to the financial statements

## 22. Financial instruments (continued)

### Credit risk (continued)

### Debt investments (continued)

7.34(a), 35M, B8I

The following table presents an analysis of the credit quality of debt investments at amortised cost, FVOCI and FVTPL. It indicates whether assets measured at amortised cost or FVOCI were subject to a 12-month ECL or lifetime ECL allowance and, in latter case, whether they were credit impaired.

Credit rating	Group and Company									
	2022					2021				
	FVTPL	FVOCI	At amortised cost		FVTPL	FVOCI	At amortised cost			
			Lifetime ECL – not credit impaired	Lifetime ECL – credit impaired			Lifetime ECL – not credit impaired	Lifetime ECL – credit impaired	Lifetime ECL – credit impaired	
			12-month ECL	12-month ECL			12-month ECL	12-month ECL	12-month ECL	
\$'000	\$'000	\$'000	\$'000	\$'000	\$'000	\$'000	\$'000	\$'000	\$'000	
BBB- to AAA	197	122	1,779	-	-	514	376	1,578	-	-
BB- to BB+	-	-	-	207	-	-	-	-	335	-
B- to B+	-	-	-	113	-	-	-	-	230	-
C to CCC+	-	-	-	247	-	-	-	-	73	-
D	-	-	-	-	185	-	-	-	-	92
Gross carrying amounts		122	1,779	567	185		376	1,578	638	92
Loss allowance		(1)	(15)	(25)	(55)		(3)	(9)	(18)	(25)
Amortised cost		121	1,764	542	130		373	1,569	620	67
Carrying amount	197	118	1,764	542	130	514	373	1,569	620	67

7.35I

An impairment loss of \$55,000 (2021: \$25,000) in respect of debt investments at amortised cost with a credit rating D was recognised because of significant financial difficulties being experienced by the issuers. The Group and the Company have no collateral in respect of these investments.<sup>1</sup>

This page has been left blank intentionally.

Reference

# Notes to the financial statements

## 22. Financial instruments (continued)

### Credit risk (continued)

### Debt investments (continued)

7.35H

The movement in the allowance for impairment for debt investments at amortised cost during the year was as follows.

#### Group and Company

	2022			Total \$'000
	12-month ECL \$'000	Lifetime ECL – not credit- impaired \$'000	Lifetime ECL – credit- impaired \$'000	
Balance as at 1 January	9	18	25	52
Transfer to lifetime ECL – not credit-impaired	(2)	2	-	-
Transfer to lifetime ECL – credit-impaired	-	(6)	6	-
Financial assets repaid	-	(10)	(8)	(18)
New financial assets acquired	1	-	-	1
Impairment loss recognised	7	21	32	60
Balance as at 31 December	15	25	55	95

#### Group and Company

	2021			Total \$'000
	12-month ECL \$'000	Lifetime ECL – not credit- impaired \$'000	Lifetime ECL – credit- impaired \$'000	
Balance as at 1 January	6	1	10	17
Transfer to lifetime ECL – not credit-impaired	(8)	8	-	-
Transfer to lifetime ECL – credit-impaired	-	-	-	-
Financial assets repaid	-	-	(3)	(3)
Impairment loss recognised	11	9	18	38
Balance as at 31 December	9	18	25	52

7.35I, B8D

The following contributed to the increase in the loss allowance during 2022:

- An issuer of a debt security with a gross carrying amount of \$109,000 entered administration. The Group and the Company classified the debt investment as credit-impaired and increased the loss allowance by \$25,000.
- A recession in Indonesia in the fourth quarter of 2022 resulted in credit rating downgrades and transfers to lifetime ECL measurement, with consequent increases in loss allowances of \$18,000.

**Note**   *Reference*   **Explanatory note**

<b>1.</b>	7.33(a)-(b), 34(a)-(b)	The credit risk faced by the Group (and the Company) primarily arises from trade receivables, contract assets and debt investments which warrant the detailed disclosure on credit risk as required by SFRS(I) 7. If any of the other exposures such as non-trade receivables, service concession arrangement or intra-group financial guarantees were to be significant then detailed disclosures to comply with SFRS(I) 7 are required.
-----------	---------------------------	---

Reference

# Notes to the financial statements

## 22. Financial instruments (continued)

### Credit risk (continued)

#### Debt investments (continued)

7.16A, 35H

The movement in the allowance for impairment in respect of debt investments at FVOCI during the year was as follows.

Group and Company	2022 12-month ECL \$'000	2021 12-month ECL \$'000
Balance as at 1 January	3	3
Financial assets derecognised	(3)	(1)
New financial assets acquired	2	-
Impairment loss (reversal) recognised	(1)	1
Balance as at 31 December	1	3

### Guarantees

The Group's policy is to provide financial guarantees only for wholly-owned subsidiaries' liabilities. At 31 December 2022 and 31 December 2021, the Company has issued a guarantee to certain banks in respect of credit facilities granted to two subsidiaries (see [note 37](#)). These guarantees are subject to the impairment assessment under SFRS(I) 9. The Company has assessed that the subsidiaries have strong financial capacity to meet the contractual cash flow obligations in the near future and hence, does not expect significant credit losses from there guarantees. The Company's assessment is based on qualitative and quantitative factors that are indicative of the risk of default (including but not limited to external ratings, audited financial statements, management accounts and cash flow projections, and available press information, if available, and applying experienced credit judgement).

### Non-trade amounts due from subsidiaries

7.33(a)-(b)

The Company held non-trade receivables from its subsidiaries of \$12,073,000 (2021: \$5,730,000). These balances are amounts lent to subsidiaries to satisfy short term funding requirements. The Company uses an approach that is based on an assessment of qualitative and quantitative factors that are indicative of the risk of default (including but not limited to external ratings, audited financial statements, management accounts and cash flow projections, and available press information, if available, and applying experienced credit judgement). There is no significant increase in credit risk for these exposures. Therefore impairment on these balances has been measured on the 12 month expected credit loss basis; and the amount of the allowance is insignificant.

### Derivatives

7.33(a)-(b), 34(a)

The derivatives are entered into with bank and financial institution counterparties, which are rated AA- to AA+, based on rating agency [X] ratings.

### Cash and cash equivalents<sup>1</sup>

7.33(a)-(b), 34(a),  
35B(a), 35F(a),  
35G(a)-(b), 35M

The Group and the Company held cash and cash equivalents of \$1,505,000 and \$738,000 respectively at 31 December 2022 (2021: \$1,850,000 and \$829,000 respectively). The cash and cash equivalents are held with bank and financial institution counterparties, which are rated AA- to AA+, based on [Rating Agency X] ratings.

Impairment on cash and cash equivalents has been measured on the 12-month expected loss basis and reflects the short maturities of the exposures. The Group considers that its cash and cash equivalents have low credit risk based on the external credit ratings of the counterparties.

The Group uses a similar approach for assessment of ECLs for cash and cash equivalents to those used for debt investments. The amount of the allowance on cash and cash equivalents is negligible.

Note Reference Explanatory note

- |    |        |   |
|----|--------|---|
| 1. | 7.B11F | The SFRS(I) 7 application guidance provides guidance on an entity's disclosure of how it manages the liquidity risk inherent in the maturity analysis of financial liabilities. In particular, it lists factors that an entity might consider when providing this disclosure. |
|----|--------|---|

Reference

# Notes to the financial statements

## 22. Financial instruments (continued)

### Liquidity risk<sup>1</sup>

7.31, 33

Liquidity risk is the risk that the Group will encounter difficulty in meeting the obligations associated with its financial liabilities that are settled by delivering cash or another financial asset. The Group's objective when managing liquidity is to ensure, as far as possible, that it will always have sufficient liquidity to meet its liabilities when due, under both normal and stressed conditions, without incurring unacceptable losses or risking damage to the Group's reputation.

The Group uses activity-based costing to cost its products and services, which assists it in monitoring cash flow requirements and optimising its cash return on investments.

7.34(a), 39(c), B10A

Typically, the Group ensures that it has sufficient cash and cash equivalents (excluding demand deposits subject to restrictions) to meet expected operational expenses for a period of 60 days, including the servicing of financial obligations. This excludes the potential impact of extreme circumstances that cannot reasonably be predicted, such as natural disasters. As described in [note 14](#), cash of \$300,000 (2021: nil) is subject to restrictions imposed by certain customers. As such, this cash amount was excluded from the Group's assessment.

As described in [note 21](#), the Group also participates in a supply chain financing arrangement (SCF) with the principal purpose of facilitating efficient payment processing of supplier invoices. The SCF allows the Group to centralise payments of trade payables to the bank rather than paying each supplier individually. While the SCF does not significantly extend payment terms beyond the normal terms agreed with other suppliers that are not participating, the programme assists in making cash outflows more predictable.

1-7.50(a), 7.B11F

In addition, the Group maintains the following lines of credit:

- \$5 million overdraft facility that is unsecured. Interest would be payable at the rate of SIBOR plus 250 basis points (2021: SIBOR plus 150 basis points).
- \$10 million facility that is unsecured and can be drawn down to meet short-term financing needs. The facility has a 30-day maturity that renews automatically at the option of the Group. Interest would be payable at a rate of SIBOR plus 200 basis points (2021: SIBOR plus 100 basis points).

The Group has contractual commitments to complete the construction of a new factory building, to purchase property, plant and equipment (see [note 34](#)) and to incur capital expenditure with regard to its investment in a joint venture (see [note 34](#)).



Note Reference Explanatory note

1.	7.34(a) B10A	<p>An entity discloses summary quantitative data about its exposure to liquidity risk, based on information that is provided internally to key management personnel. An entity explains how those data are determined. In addition, if the outflows of cash (or another financial asset) included in the liquidity risk data could either:</p> <ul style="list-style-type: none"> <li>• occur significantly earlier than indicated in the data; or</li> <li>• be of significantly different amounts from those indicated in the data,</li> </ul> <p>then the entity states that fact and provides quantitative information that enables users of its financial statements to evaluate the extent of the liquidity risk, unless that information is included in the contractual maturity analysis.</p>
	7.39, B11	<p>In preparing the contractual maturity analyses for financial liabilities, an entity uses its judgement to determine an appropriate number of time bands. This issue is further discussed in <a href="#">Insights into IFRS (7.10.650.80)</a>.</p>
	7.B11B	<p>As a minimum, SFRS(I) 7 requires the disclosure of a contractual maturity analysis for financial liabilities. This maturity analysis should show the remaining contractual maturities for non-derivative financial liabilities and for those derivative financial liabilities for which contractual maturities are essential for an understanding of the timing of the cash flows. The latter would, for example, be the case for all loan commitments and for an interest rate swap with a remaining maturity of five years in a cash flow hedge of a variable rate financial asset or financial liability.</p>
	7.B11D	<p>Contractual cash flows are undiscounted and therefore may not agree with the carrying amounts in the statement of financial position.</p>
	7.B11E	<p>An entity discloses how it manages liquidity risk inherent in its maturity analyses for derivative and non-derivative financial liabilities. An entity also discloses a maturity analysis of financial assets that it holds for managing liquidity risk, if such information is necessary to enable users of its financial statements to evaluate the nature and extent of liquidity risk.</p>
2.	7.B11E	<p>SFRS(I) 7 does not define contractual maturities. It therefore leaves open to interpretation the amounts that need to be included in the analysis for certain types of financial liabilities, such as derivatives and perpetual instruments. In our view, both the interest and principal cash flows should be included in the analysis, as this best represents the liquidity risk being faced by the entity. This issue is discussed in <a href="#">Insights into IFRS (7.10.650.70)</a>.</p>
3.		<p>In these illustrative financial statements, it is assumed that disclosure of contractual maturities for derivative financial liabilities held for risk management purposes are essential for an understanding of the timing of the cash flows. In our view, the maturity analysis should include all derivative financial liabilities, but contractual maturities only are required for those essential for an understanding of the timing of the cash flows. This issue is discussed in <a href="#">Insights into IFRS (7.10.650.30)</a>.</p>
	7.B11D(d)	<p>In these illustrative financial statements, derivative assets are disclosed in the maturity when the Group settles its derivative contracts on a gross basis; this is in order to show the contractual outflow.</p>
4.	7.B11E	<p>In these illustrative financial statements, net-settled derivative contracts in an asset position as at the reporting date are included in the maturity analysis as the Group uses these contracts to hedge the variability of its floating rate liabilities. This is consistent with the requirement to disclose a maturity analysis of financial assets held for managing liquidity risk, if such information is necessary to enable users of its financial statements to evaluate the nature and extent of liquidity risk.</p>

Reference

# Notes to the financial statements

## 22. Financial instruments (continued)

### Liquidity risk (continued)

#### Exposure to liquidity risk

7.39(a)

The following are the remaining contractual maturities of financial liabilities. The amounts are gross and undiscounted, and include contractual interest payments and exclude the impact of netting agreements.<sup>1,2</sup>

#### Group

31 December 2022

	Carrying amount \$'000	Contractual cash flows \$'000	6 months or less \$'000	6-12 months \$'000	1-2 years \$'000	2-5 years \$'000	More than 5 years \$'000
7.39(a), B11A-D	<b>Non-derivative financial liabilities</b>						
	7,012	(7,955)	(151)	(1,360)	(1,647)	(4,332)	(465)
	6,136	(7,295)	(120)	(120)	(240)	(6,815)	-
	453	(488)	(488)	-	-	-	-
	71	(76)	(76)	-	-	-	-
	4,633	(5,375)	(75)	(75)	(150)	(5,075)	-
	1,939	(2,477)	(44)	(44)	(88)	(264)	(2,037)
	51	(51)	(51)	-	-	-	-
16.58	4,345	(5,917)	(494)	(494)	(900)	(2,305)	(1,724)
	19,970	(20,300)	(19,700)	-	-	(600)	-
	333	(333)	(333)	-	-	-	-
	44,943	(50,267)	(21,532)	(2,093)	(3,025)	(19,391)	(4,226)
7.39(b), B11A-D	<b>Derivative financial instruments<sup>3</sup></b>						
	20	(21)	-	-	(21)	-	-
	8						
- Outflow		(20)	(8)	(12)	-	-	-
- Inflow		10	5	5	-	-	-
	(297)						
- Outflow		(1,978)	(1,078)	(900)	-	-	-
- Inflow		2,304	1,228	1,076	-	-	-
	(122)						
- Outflow		(989)	(670)	(319)	-	-	-
- Inflow		1,110	752	358	-	-	-
	(391)	416	229	208	(21)	-	-
7.B11E	<b>Interest rate swaps used for hedging (net-settled)<sup>4</sup></b>						
	(116)	140	12	36	27	54	11
	(507)	556	241	244	6	54	11
	44,436	(49,711)	(21,291)	(1,849)	(3,019)	(19,337)	(4,215)

\* Excludes derivatives (shown separately) and refund liabilities.

This page has been left blank intentionally.

Reference

# Notes to the financial statements

## 22. Financial instruments (continued) Liquidity risk (continued) Exposure to liquidity risk (continued) Group 31 December 2021

	Carrying amount \$'000	Contractual cash flows \$'000	6 months or less \$'000	6-12 months \$'000	1-2 years \$'000	2-5 years \$'000	More than 5 years \$'000
<b>7.39(a), B11A-D</b>	<b>Non-derivative financial liabilities</b>						
	Secured bank loans	11,093	(12,494)	(230)	(4,192)	(1,601)	(5,055)
	Unsecured bond issues	9,200	(10,620)	(143)	(143)	(286)	(4,756)
	Unsecured bank loan	57	(59)	(59)	-	-	-
	Amount received from securitisation vehicle	60	(61)	(61)	-	-	-
<b>16.58</b>	Lease liabilities	4,604	(5,609)	(463)	(463)	(983)	(1,876)
	Loan from associate	1,000	(1,048)	(8)	(1,040)	-	-
	Trade and other payables*	24,291	(24,291)	(24,291)	-	-	-
	Bank overdraft	282	(282)	(282)	-	-	-
		50,587	(54,464)	(25,537)	(5,837)	(2,871)	(11,687)
<b>7.39(b), B11A-D</b>	<b>Derivative financial instruments</b>						
	Interest rate swaps used for hedging (net-settled)	5	(5)	-	-	(5)	-
	Forward exchange contracts used for hedging (gross-settled):	7					
	- Outflow		(13)	(7)	(6)	-	-
	- Inflow		4	2	2	-	-
	Forward exchange contracts used for hedging (gross-settled):	(375)					
	- Outflow		(1,722)	(1,022)	(700)	-	-
	- Inflow		2,127	1,207	920	-	-
	Other forward exchange contracts (gross-settled):	(89)					
	- Outflow		(861)	(542)	(319)	-	-
	- Inflow		950	598	352	-	-
		(452)	480	236	249	(5)	-
<b>7.B11E</b>	Interest rate swaps used for hedging (net-settled)	(131)	145	15	14	33	59
		(583)	625	251	263	28	59
		50,004	(53,839)	(25,286)	(5,574)	(2,843)	(11,628)
							(8,508)

\* Excludes derivatives (shown separately) and refund liabilities.

This page has been left blank intentionally.

Reference

# Notes to the financial statements

## 22. Financial instruments (continued)

### Liquidity risk (continued)

### Exposure to liquidity risk (continued)

#### Company

31 December 2022

7.39(a), B11A-D

#### Non-derivative financial liabilities

	Carrying amount \$'000	Contractual cash flows \$'000	6 months or less \$'000	6-12 months \$'000	1-2 years \$'000	2-5 years \$'000	More than 5 years \$'000
Unsecured bond issues	5,113	(6,137)	(102)	(103)	(205)	(5,727)	-
Convertible notes	4,633	(5,375)	(75)	(75)	(150)	(5,075)	-
Redeemable preference shares	1,939	(2,477)	(44)	(44)	(88)	(264)	(2,037)
Dividends on redeemable preference shares	51	(51)	(51)	-	-	-	-
Trade and other payables*	4,935	(4,935)	(4,935)	-	-	-	-
Recognised financial liabilities	16,671	(18,975)	(5,207)	(222)	(443)	(11,066)	(2,037)
Intra-group financial guarantee	23	(700)	(700)	-	-	-	-
	16,694	(19,675)	(5,907)	(222)	(443)	(11,066)	(2,037)

7.39(b), B11A-D

#### Derivative financial instruments

Other forward exchange contracts (gross-settled):	(120)						
- Outflow		(969)	(656)	(313)	-	-	-
- Inflow		1,092	739	353	-	-	-
	(120)	123	83	40	-	-	-
	16,574	(19,552)	(5,824)	(182)	(443)	(11,066)	(2,037)

31 December 2021

7.39(a),  
B11A-D

#### Non-derivative financial liabilities

	Carrying amount \$'000	Contractual cash flows \$'000	6 months or less \$'000	6-12 months \$'000	1-2 years \$'000	2-5 years \$'000	More than 5 years \$'000
Unsecured bond issues	5,113	(6,187)	(89)	(90)	(179)	(537)	(5,292)
Loan from associate	1,000	(1,048)	(8)	(1,040)	-	-	-
Trade and other payables*	5,084	(5,084)	(5,084)	-	-	-	-
Recognised financial liabilities	11,197	(12,319)	(5,181)	(1,130)	(179)	(537)	(5,292)
Intra-group financial guarantee	31	(700)	(700)	-	-	-	-
	11,228	(13,019)	(5,881)	(1,130)	(179)	(537)	(5,292)

7.39(b),  
B11A-D

#### Derivative financial instruments

Other forward exchange contracts (gross-settled):	(50)						
- Outflow		(482)	(303)	(179)	-	-	-
- Inflow		532	335	197	-	-	-
	(50)	50	32	18	-	-	-
	11,178	(12,969)	(5,849)	(1,112)	(179)	(537)	(5,292)

\* Excludes refund liabilities.

Note Reference Explanatory note

1.		When the amount payable is not fixed, the amount to be disclosed is determined with reference to conditions existing at the reporting date. For example, for a floating-rate bond with interest payments indexed to three-month Euribor, in our view the amount to be disclosed should be based on forward rates rather than spot rates prevailing at the reporting date because the spot interest rates do not represent the level of the index based on which the cash flows will be payable. The forward interest rates better describe the level of the index in accordance with the conditions existing at the reporting date. This issue is discussed in <a href="#">Insights into IFRS (7.10.650.110)</a> .
2.	7.34	SFRS(I) 7 requires the disclosure of summary quantitative risk information to be based on the information provided internally to the entity's key management personnel, as defined in SFRS(I) 1-24, e.g., the entity's board of directors or chief executive.
	7.35, IG20	<p>If the quantitative data at the reporting date are not representative of an entity's risk exposure during the year, then an entity provides further information that is representative, e.g., the entity's average exposure to risk during the year. For example, the SFRS(I) 7 implementation guidance indicates that if an entity typically has a large exposure to a particular currency but unwinds that position at the reporting date, then it might present a graph that shows the currency exposure at various times during the period, or disclose the highest, lowest and average exposures.</p> <p>SFRS(I) 7 deals only with risks arising from financial instruments. Consequently, purchase and sale contracts for non-financial items that are to be settled in a foreign currency, and some highly probable forecasted transactions etc. are excluded from the scope of SFRS(I) 7, even though they may give rise to financial risk for the entity. If an entity manages its financial risk based on its total exposure, i.e., including risk arising from those items not included within the scope of SFRS(I) 7, and such exposures are included in reports to key management personnel, then in our view SFRS(I) 7 does not prohibit an entity from providing additional disclosures about its total financial risk exposure rather than just the risk arising from financial instruments. However, all such additional disclosures are clearly separated from those required by SFRS(I) 7. This issue is discussed in <a href="#">Insights into IFRS (7.10.480.30 – 40)</a>.</p>
3.	7.24C(b)(vi)	The Group did not designate any net positions in a hedging relationship. For an entity that did, the required disclosures would include the hedging gains or losses recognised in a separate line item in the statement of profit or loss and OCI.

Reference

# Notes to the financial statements

## 22. Financial instruments (continued)

### Liquidity risk (continued)

#### Exposure to liquidity risk (continued)

7.39(b), (c),  
B11B-D

The maturity analyses show the contractual undiscounted cash flows of the Group and the Company's financial liabilities on the basis of their earliest possible contractual maturity. The cash inflows/(outflows) disclosed represent the contractual undiscounted cash flows relating to derivative financial liabilities held for risk management purposes and which are usually not closed out prior to contractual maturity. The disclosure shows net cash flow amounts for derivatives that are net cash-settled and gross cash inflow and outflow amounts for derivatives that have simultaneous gross cash settlement e.g. forward exchange contracts. Net-settled derivative financial assets are included in the maturity analyses as they are held to hedge the cash flow variability of the Group's floating rate loans.

7.B10A

As disclosed in [note 16](#), the Group has a secured bank loan which contains a debt covenant. A future breach of this covenant may require the Group to repay the loan earlier than indicated in the table above. In addition, convertible notes will become repayable on demand if the Group's net debt to adjusted equity ratio exceeds 1.95. Under the agreement, the covenant is monitored on a regular basis by the Treasury department and regularly reported to management to ensure compliance with the agreement.

The interest payments on variable interest rate loans and bond issues in the table above reflect market forward interest rates at the period end and these amounts may change as market interest rates changes. The future cash flows on contingent consideration (see [note 32](#)) and derivative instruments may be different from the amount in the above table as interest rates and exchange rates or the relevant conditions underlying the contingency change. Except for these financial liabilities and the cash flow arising from the intra-group financial guarantee, it is not expected that the cash flows included in the maturity analysis above could occur significantly earlier, or at significantly different amounts.<sup>1</sup>

### Market risk

7.33

Market risk is the risk that changes in market prices, such as foreign exchange rates, interest rates and equity prices will affect the Group's income or the value of its holdings of financial instruments. The objective of market risk management is to manage and control market risk exposures within acceptable parameters, while optimising the return.

The Group buys and sells derivatives, and also incurs financial liabilities, in order to manage market risks. All such transactions are carried out within the guidelines set by the Risk Management Committee. Generally the Group seeks to apply hedge accounting in order to manage volatility in profit or loss.

### Currency risk<sup>2,3</sup>

7.21C, 22A(a)

The Group is exposed to transactional foreign currency risk to the extent that there is a mismatch between the currencies in which sales, purchases, receivables and borrowings, including inter-company sales, purchases and inter-company balances, that are denominated in a currency other than the respective functional currencies of Group entities. The currencies in which these transactions primarily are denominated are the Singapore dollar (SGD), US dollar (USD), Euro (EUR) and Australian dollar (AUD).



Note Reference Explanatory note

1. 7.24B(a), 24C(a)	<p>The Group has not designated any fair value hedging relationships. For an entity that has a fair value hedge, the required disclosures would include:</p> <ul style="list-style-type: none"> <li>• the carrying amount of the hedged item recognised in the statement of financial position (presenting assets separately from liabilities);</li> <li>• the accumulated amount of fair value hedge adjustments on the hedged item included in the carrying amount of the hedged item recognised in the statement of financial position (presenting assets separately from liabilities);</li> <li>• the line item in the statement of financial position that includes the hedged item;</li> <li>• the change in value of the hedged item used as the basis for recognising hedge ineffectiveness for the period;</li> <li>• the accumulated amount of fair value hedge adjustments remaining in the statement of financial position for any hedged items that have ceased to be adjusted for hedging gains and losses;</li> <li>• hedge ineffectiveness – i.e. the difference between the hedging gains or losses of the hedging instrument and the hedged item recognised in profit or loss; and</li> <li>• the line item in the statement of profit or loss and OCI that includes the recognised hedge ineffectiveness.</li> </ul>
2. 7.23E	<p>The Group did not have any new sources of hedge ineffectiveness emerging in designated hedging relationships. If it had, then it would be required to disclose those sources by risk category and explain the resulting hedge ineffectiveness.</p>

Reference

# Notes to the financial statements

## 22. Financial instruments (continued)

### Market risk (continued)

#### Currency risk (continued)

7.21A,  
22A(b)-(c), 22C

The Group's risk management policy is to hedge 75% to 85% of its estimated foreign currency exposure in respect of forecast sales and purchases over the following 12 months at any point in time. The Group uses forward exchange contracts to hedge its currency risk, most with a maturity of less than one year from the reporting date. Such contracts generally are designated as cash flow hedges.<sup>1</sup>

7.22B

The Group designates the spot element of forward foreign exchange contracts to hedge its currency risk and applies a hedge ratio of 1:1. Most of these contracts have a maturity of less than one year from the reporting date. The forward elements of forward exchange contracts are excluded from designation as the hedging instrument and are separately accounted for as a cost of hedging, which is recognised in equity in a cost of hedging reserve. The Group's policy is for the critical terms of the forward exchange contracts to align with the hedged item.

7.22B(b)

The Group determines the existence of an economic relationship between the hedging instrument and hedged item based on the currency, amount and timing of their respective cash flows. The Group assess whether the derivative designated in each hedging relationship is expected to be and has been effective in offsetting changes in cash flows of the hedged item using the hypothetical derivative method.

7.23D

In these hedge relationships, the main sources of ineffectiveness are:<sup>2</sup>

- the effect of the counterparty and the Group's own credit risk on the fair value of the forward foreign exchange contracts, which is not reflected in the change in the fair value of the hedged cash flows attributable to the change in exchange rates; and
- changes in the timing of the hedged transactions.

7.22A, 22B

Foreign exchange risks related to the principal amounts of the Group's USD and EUR bank loans, taken out by SGD functional currency Group entities, have been fully hedged using forward contracts that mature on the same dates that the loans are due for repayment. These contracts are designated as cash flows hedges.

Interest on borrowings is denominated in the currency of the borrowing. Generally, borrowings are denominated in currencies that match the cash flows generated by the underlying operations of the Group, primarily SGD, but also USD and EUR. This provides an economic hedge without derivatives being entered into and therefore hedge accounting is not applied in these circumstances.

In respect of other monetary assets and liabilities denominated in foreign currencies, the Group's policy is to ensure that its net exposure is kept to an acceptable level by buying or selling foreign currencies at spot rates when necessary to address short-term imbalances.

Note Reference Explanatory note

1.	<p>For presentation purposes, the notional amounts of the respective foreign currency exposures are shown in SGD, translated using the spot rate at the reporting date.</p> <p>In these illustrative financial statements, it is assumed that transactions between respective group entities with the Indonesian subsidiary are conducted in USD. The Indonesian subsidiary's IDR-denominated transactions are conducted only with local market participants.</p>
2.	<p>In these illustrative financial statements, the SGD-denominated trade receivables and trade payables included in the table on page 229 are held by subsidiaries whose functional currencies are USD and EUR. For the purposes of the sensitivity analysis disclosures, the effects on profit or loss and equity of a reasonably possible strengthening (weakening) of the SGD against the respective functional currencies of the subsidiaries holding the SGD balances have been included in the respective currencies' line items presented. Other formats of presentation are possible.</p>
3. 7.34(a)	<p>This disclosure is not required by SFRS(I) 7, since estimated forecast sales and purchases are not financial instruments. However, in these illustrative financial statements, it is assumed that such information is relevant to an understanding of the Group's exposure to currency risk and that such information is provided internally to the Group's key management personnel.</p>

Reference

# Notes to the financial statements

## 22. Financial instruments (continued)

### Market risk (continued)

### Currency risk (continued)

7.34(a)

### Exposure to currency risk

The summary quantitative data about the exposure to currency risk (excluding the IDR-denominated secured bank loan that is designated as a hedge of the Group's net investment in its Indonesian subsidiary) as reported to the management of the Group is as follows:<sup>1,2</sup>

	2022				2021			
	SGD \$'000	USD \$'000	EUR \$'000	AUD \$'000	SGD \$'000	USD \$'000	EUR \$'000	AUD \$'000
<b>Group</b>								
Trade receivables	1,977	2,365	1,867	645	3,099	1,250	1,780	590
Secured bank loans	-	(520)	(765)	-	-	(550)	(4,850)	-
Unsecured bank loan	-	-	-	(479)	-	-	-	-
Amount received from securitisation vehicle	-	-	-	(75)	-	-	-	-
Trade payables	(876)	(2,956)	(2,347)	-	(4,411)	(3,245)	(3,280)	-
Net statement of financial position exposure	1,101	(1,111)	(1,245)	91	(1,312)	(2,545)	(6,350)	590
Next six months' forecast sales <sup>3</sup>	1,000	4,500	4,000	-	3,200	5,000	4,000	-
Next six months' forecast purchases <sup>3</sup>	(2,000)	(2,000)	(2,500)	-	(1,500)	(3,200)	(2,800)	-
Net forecast transaction exposure	(1,000)	2,500	1,500	-	1,700	1,800	1,200	-
Forward exchange contracts	-	(950)	(450)	-	-	(250)	4,450	-
Net exposure	101	439	(195)	91	388	(995)	(700)	590

### Company

	2022			2021		
	USD \$'000	EUR \$'000	AUD \$'000	USD \$'000	EUR \$'000	AUD \$'000
Trade receivables	2,589	1,723	645	1,847	873	198
Trade payables	(2,391)	(2,267)	-	(3,155)	(2,038)	-
Net statement of financial position exposure	198	(544)	645	(1,308)	(1,165)	198
Next six months' forecast sales <sup>3</sup>	1,260	2,120	-	3,200	3,800	-
Next six months' forecast purchases <sup>3</sup>	(560)	(1,450)	-	(2,800)	(2,320)	-
Net forecast transaction exposure	700	670	-	400	1,480	-
Forward exchange contracts	(800)	(150)	-	800	(300)	-
Net exposure	98	(24)	645	(108)	15	198

Note Reference Explanatory note

1.	7.31	Although it is not specifically required by the Standards, the Group has disclosed the significant exchange rates applied. This disclosure is provided for illustrative purposes only. In addition, SFRS(I) 7 requires information that enables users of its financial statements to evaluate the nature and extent of risks arising from financial instruments to which the entity is exposed at the reporting date.
2.	7.40(a)	An entity discloses how profit or loss and equity would have been affected by changes in a relevant risk variable that were reasonably possible at the reporting date. Such a sensitivity analysis is disclosed for each type of market risk to which the entity is exposed at the reporting date. The estimation of a reasonably possible change in a relevant risk variable depends on an entity's circumstances.
	7.40(b), (c)	<p>The entity also discloses:</p> <ul style="list-style-type: none"> <li>the methods and assumptions used in preparing the sensitivity analysis; and</li> <li>changes from the previous period in the methods and assumptions used, and the reasons for such changes.</li> </ul>

Reference

# Notes to the financial statements

## 22. Financial instruments (continued)

### Market risk (continued)

### Currency risk (continued)

### Exposure to currency risk (continued)

7.31

The following significant exchange rates have been applied.<sup>1</sup>

	Average rate		Year spot rate	
	2022	2021	2022	2021
USD	1.39	1.36	1.40	1.38
EUR	1.55	1.54	1.57	1.58
AUD	0.93	0.96	0.95	0.97

7.40

### Sensitivity analysis<sup>2</sup>

A reasonably possible strengthening (weakening) of the Singapore dollar, as indicated below, against the USD, EUR and AUD at 31 December would have increased (decreased) equity and profit or loss by the amounts shown below. This analysis assumes that all other variables, in particular interest rates, remain constant and ignores any impact of forecasted sales and purchases.

	Group		Company	
	Profit or loss \$'000	Equity \$'000	Profit or loss \$'000	Equity \$'000
<b>31 December 2022</b>				
USD (10% strengthening)	111	95	60	-
EUR (10% strengthening)	125	45	69	-
AUD (10% strengthening)	(9)	-	(65)	-
USD (10% weakening)	(111)	(95)	(60)	-
EUR (10% weakening)	(125)	(45)	(69)	-
AUD (10% weakening)	9	-	65	-

	Group		Company	
	Profit or loss \$'000	Equity \$'000	Profit or loss \$'000	Equity \$'000
<b>31 December 2021</b>				
USD (10% strengthening)	255	25	51	-
EUR (10% strengthening)	635	(445)	147	-
AUD (10% strengthening)	(59)	-	(20)	-
USD (10% weakening)	(255)	(25)	(51)	-
EUR (10% weakening)	(635)	445	(147)	-
AUD (10% weakening)	59	-	20	-

### Interest rate risk

7.21C, 22A(b)-(c),  
22B-22C

The Group adopts a policy of ensuring that between 45% and 75% of its interest rate risk exposure is at a fixed rate. This is achieved partly by entering into fixed-rate instruments and partly by borrowing at a floating rate and using interest rate swaps as hedges of the variability in cash flows attributable to interest rate risk. The Group applies a hedge ratio of 1:1.

Note Reference Explanatory note

1.	7.23E	The Group did not have any new sources of hedge ineffectiveness emerging in designated hedging relationships. If it had, then it would be required to disclose those sources by risk category and explain the resulting hedge ineffectiveness.
2.		On 21 February 2022, ISCA issued <a href="#">FRB 9 (Revised February 2022): Accounting Implications of the Interest Rate Benchmark Reform in Singapore</a> to address specific accounting matters arising from interest rate benchmark reform and assist entities in their understanding of the accounting implications on financial instruments and hedge accounting which are affected by the replacement of interest rate benchmarks within these contracts. For further guidance, refer to <i>FRB 9</i> .
3.		Entities will need to monitor for further developments of the interest rate benchmark reform and update this note accordingly.
4.	7.23E	<p>If the IBOR-based hedging instrument and the IBOR-based hedged item in a hedging relationship transition at different time and/or the fixed adjustment spread of the IBOR-based hedging instrument is different from that of the IBOR-based hedged item, then there may be ongoing hedge ineffectiveness arising from transition. If there are new sources of hedge ineffectiveness in the designated hedging relationship, then the Group would be required to disclose those sources by risk category and explain the resulting hedge ineffectiveness.</p> <p>The Group has transitioned its SOR-based hedging instruments and SOR-based hedged items to SORA at the same time with the same adjustment spread and the cash flows of the hedging instruments and the hedged items in each hedging relationship are perfectly matched. As such, the cash flow hedge accounting applied by the Group is preserved as the Group applied the relief under the Phase 2 amendments to SFRS(I) 9 (see <a href="#">note 3.3(viii)</a>) and there is no or minimal hedge ineffectiveness arising from the transition.</p>

Reference

# Notes to the financial statements

## 22. Financial instruments (continued)

### Market risk (continued)

#### Interest rate risk (continued)

7.22B(b),  
9.6.8.6

The Group determines the existence of an economic relationship between the hedging instrument and hedged item based on the reference interest rates, tenors, repricing dates and maturities and the notional or par amounts. If a hedging relationship is directly affected by uncertainty arising from interest rate benchmark reform, then the Group applies Phase 1 amendments and assumes for this purpose that the benchmark interest rate is not altered as a result of interest rate benchmark reform.

The Group assesses whether the derivative designated in each hedging relationship is expected to be effective in offsetting changes in cash flows of the hedged item using the hypothetical derivative method.

7.23D

In these hedge relationships, the main sources of ineffectiveness are:<sup>1</sup>

- the effect of the counterparty and the Group's own credit risk on the fair value of the swaps, which is not reflected in the change in the fair value of the hedged cash flows attributable to the change in interest rates; and
- differences in repricing dates between the swaps and the borrowings.

Hedging relationships that are impacted by interest rate benchmark reform may experience ineffectiveness because of uncertainty about when and how replacement may occur for the relevant hedged item and hedging instrument due to the interest rate benchmark reform transition. For further details, see 'Managing interest rate benchmark reform and associated risks' below.

## A. Managing interest rate benchmark reform and associated risks<sup>2,3</sup>

### Overview

7.24H-24J

A fundamental reform of major interest rate benchmarks is being undertaken globally, including the replacement of some interbank offered rates (IBORs) with alternative nearly risk-free rates (referred to as 'interest rate benchmark reform'). The Group had exposures to SIBOR and SOR on its financial instruments that will be replaced or reformed as part of these market-wide initiatives. In Singapore, the Steering Committee for SOR and SIBOR transition to SORA (SC-STTS) together with the Association of Banks in Singapore (ABS) and Singapore Foreign Exchange Market Committee (SFEMC), has identified the Singapore Overnight Rate Average (SORA) as the alternative interest rate benchmark to replace SIBOR and SOR in Singapore. The timeline for SORA to replace SOR and SIBOR is by the end of June 2023 and December 2024 respectively. In 2022, the Group has undertaken amendments to its financial instruments with contractual terms indexed to SOR such that they incorporate the new benchmark rate (i.e. SORA)<sup>4</sup>. As at 31 December 2022, the Group's remaining IBOR exposure is indexed to SIBOR.

7.24I(a)

The Risk Management Committee monitors and manages the Group's transition to alternative rates. The committee evaluates the extent to which contracts reference IBOR cash flows, whether such contracts will need to be amended as a result of interest rate benchmark reform and how to manage communication about interest rate benchmark reform with counterparties. The committee reports to the Company's Board of Directors quarterly and collaborates with other business functions as needed. It provides periodic reports to management of interest rate risk and risks arising from interest rate benchmark reform.



Note Reference Explanatory note

1. ISDA has reviewed its definitions in light of interest rate benchmark reform and issued an IBOR Fallbacks Supplement (Supplement) and ISDA IBOR Fallbacks Protocol (Protocol) on 23 October 2020. The effect of the Supplement is to create fallback provisions in derivatives that describe what floating rates will apply on the permanent discontinuation of certain IBORs or upon a 'non-representative' determination of certain IBORs. The Group has adhered to the Protocol to implement the fallbacks to derivative contracts of relevant IBORs addressed in the Protocol that were entered into before the effective date of the Supplement. If derivative counterparties also adhere to the Protocol, then new fallbacks for the relevant IBORs addressed in the Protocol will be automatically amended in existing derivative contracts. The Supplement becomes effective on 25 January 2021. From that date, all new derivatives that reference the ISDA definitions will also include the fallbacks for the relevant IBORs addressed in the Supplement.  
  
For derivative contracts with floating rate indexed to SOR, the Fallback Rate (SOR) has been identified as a temporary fallback reference rate under the Supplement. Fallback Rate (SOR) being a temporary fallback reference rate, will itself be replaced by the MAS Recommended Rate (MRR). The MRR is the contractual fallback reference rate described in the Supplement that will apply when Fallback Rate (SOR) discontinues after 31 December 2024.

Reference

# Notes to the financial statements

## 22. Financial instruments (continued)

### Market risk (continued)

### Interest rate risk (continued)

#### A. Managing interest rate benchmark reform and associated risks (continued)

##### Non-derivative financial assets

7.24I-24J(a)

The Group's IBOR exposures to non-derivative financial assets as at 31 December 2022 are debt investments indexed to SIBOR. The Group is still in the process of communication with the counterparties and specific changes have yet to be agreed.

##### Non-derivative financial liabilities

7.24I-24J(a)

Historically, the Group's IBOR exposures to non-derivative financial liabilities included secured bank loans and unsecured bond issues indexed to SIBOR, SOR and Euribor. The Group has modified its non-derivative financial liabilities indexed to SOR to reference SORA during the year ended 31 December 2022. In respect of its SIBOR exposures, the Group is still in the process of communication with the counterparties and specific changes have yet to be agreed.

The calculation methodology of Euribor changed during 2019. In July 2019, the Belgian Financial Services and Markets Authority granted authorisation with respect to Euribor under the European Union Benchmarks Regulations. This allows market participants to continue to use Euribor for both existing and new contracts and the Group expects that Euribor will continue to exist as a benchmark rate for the foreseeable future.

##### Derivatives

7.24I-24J(a)

The Group holds interest rate swaps for risk management purposes that are designated in cash flow hedging relationships. The interest rate swaps have floating legs that are indexed to SIBOR or SORA. The Group's derivative instruments are governed by contracts based on the International Swaps and Derivatives Association (ISDA)'s master agreements<sup>1</sup>. The Group is still in the process of communication with the counterparties for its SIBOR indexed exposures and specific changes have yet to be agreed.

##### Hedge accounting

7.24H(a)-24I

The Group's hedged items and hedging instruments as at the reporting date are indexed to SORA and SIBOR. These benchmark rates are quoted each day and the IBOR cash flows are exchanged with counterparties as usual.

The Group replaced its SOR interest rate derivatives used in cash flow hedging relationships with economically equivalent interest rate derivatives referencing SORA by the end of 2022. Therefore, there is no longer uncertainty about when and how replacement may occur with respect to the relevant hedged items and hedging instruments. As a result, the Group no longer applies the amendments to SFRS(I) 9 issued in December 2019 (Phase 1) to those hedging relationships.

However, the Group continues to have other hedged items and hedging instruments used in cash flow hedging relationships indexed to SIBOR. These SIBOR cash flow hedging relationships extend beyond the anticipated cessation dates of SIBOR. The Group is still in the process of communication with the counterparties for its SIBOR indexed exposures and the relevant hedging instruments and hedged items have not been amended to transition from SIBOR. The Group has evaluated that there is uncertainty about when and how replacement may occur with respect to the relevant hedged items and hedging instruments and such uncertainty may impact the hedging relationships. The Group continues to apply the amendments to SFRS(I) 9 issued in December 2019 (Phase 1) to those hedging relationships directly affected by interest rate benchmark reform.

Note *Reference* **Explanatory note**

<b>1.</b>	<i>1-1.122-5, 7-24H(d)</i>	<p>Entities are required to describe significant assumptions or judgements relating to interest rate benchmark reform. Application of the disclosure requirements will differ depending on an entity's particular facts and circumstances.</p> <p>For some entities, the assumptions or judgements about the market expectations of when and how the shift will occur might be significant assumptions or judgements that the entity made and will need to be disclosed accordingly.</p>
-----------	--------------------------------	--

Reference

# Notes to the financial statements

## 22. Financial instruments (continued)

### Market risk (continued)

### Interest rate risk (continued)

## A. Managing interest rate benchmark reform and associated risks (continued)

### Hedge accounting (continued)

7.24H(d)

Hedging relationships impacted by interest rate benchmark reform may experience ineffectiveness attributable to market participants' expectations of when and how the shift from the existing IBOR benchmark rate to an alternative benchmark interest rate will occur for the relevant hedged items and hedging instruments<sup>1</sup>. This transition may also occur at different times for the hedged item and hedging instrument, which may lead to hedge ineffectiveness. The Group has measured its hedging instruments indexed to SIBOR using available quoted market rates for SIBOR-based instruments of the same tenor and similar maturity and has measured the cumulative change in the present value of hedged cash flows attributable to changes in SIBOR on a similar basis.

### Total amounts of unreformed contracts, including those with an appropriate fallback clause

7.24H(d)

The Group monitors the progress of transition from IBORs to new benchmark rates by reviewing the total amounts of contracts that have yet to transition to an alternative benchmark rate and the amounts of such contracts that include an appropriate fallback clause. The Group considers that a contract is not yet transitioned to an alternative benchmark rate when interest under the contract is indexed to a benchmark rate that is still subject to interest rate benchmark reform, even if it includes a fallback clause that deals with the cessation of the existing IBOR (referred to as an 'unreformed contract').

7.24J(b)

The following table shows the total amounts of unreformed contracts and those with appropriate fallback language at 31 December 2022. The amounts of financial assets and financial liabilities are shown at their carrying amounts and derivatives are shown at their nominal amounts.

	SIBOR	
	Total amount of unreformed contracts \$'000	Amount with appropriate fallback clause \$'000
<b>Group</b>		
<b>31 December 2022</b>		
<b>Financial assets</b>		
Debt investments	253	-
<b>Financial liabilities</b>		
Secured bank loans	3,900	-
Unsecured bond issuance	6,136	-
<b>Derivatives</b>		
Interest rate swaps	3,850	-

*Note Reference*    **Explanatory note**

<b>1.</b>	See explanatory note 2 on page 230.
<b>2.</b>	In these illustrative financial statements, this sensitivity analysis relates to fixed rate instruments classified as debt investments at FVOCI.

Reference

# Notes to the financial statements

## 22. Financial instruments (continued)

### Market risk (continued)

### Interest rate risk (continued)

#### A. Managing interest rate benchmark reform and associated risks (continued)

#### Total amounts of unreformed contracts, including those with an appropriate fallback clause (continued)

	SIBOR	
	Total amount of unreformed contracts \$'000	Amount with appropriate fallback clause \$'000
<b>Company</b>		
<b>31 December 2022</b>		
<b>Financial assets</b>		
Debt investments	253	-
<b>Financial liabilities</b>		
Unsecured bond issuance	5,113	-

7.24H(b), (e)

The Group's exposure to SIBOR designated in hedging relationships is \$3,900,000 nominal amount as at 31 December 2022, attributable to the interest rate swap hedging SIBOR cash flows on the same principal amount of the Group's SGD-denominated secured bank loan liabilities maturing in 2023 to 2028.

7.34(a)

#### Exposure to interest rate risk

At the reporting date, the interest rate profile of interest-bearing financial instruments, as reported to the management, was as follows:

	Group		Company	
	Nominal amount		Nominal amount	
	2022	2021	2022	2021
	\$'000	\$'000	\$'000	\$'000
<b>Fixed rate instruments</b>				
Financial assets	3,461	3,491	2,825	2,687
Financial liabilities	(13,132)	(7,439)	(6,572)	(1,000)
Effect of interest rate swaps	(1,750)	(8,900)	-	-
	(11,421)	(12,848)	(3,747)	1,687
<b>Variable rate instruments</b>				
Financial assets	598	988	467	771
Financial liabilities	(11,719)	(18,797)	(5,113)	(5,113)
Effect of interest rate swaps	1,750	8,900	-	-
	(9,371)	(8,909)	(4,646)	(4,342)

#### Fair value sensitivity analysis for fixed rate instruments

The Group does not account for any fixed rate financial assets and liabilities at FVTPL, and the Group does not designate derivatives (interest rate swaps) as hedging instruments under a fair value hedge accounting model. Therefore, in respect of the fixed rate instruments, a change in interest rates at the reporting date would not affect profit or loss.

A change of 100 basis points<sup>1</sup> in interest rates would have increased or decreased equity by approximately \$15,000 (2021: \$6,000)<sup>2</sup> for the Group and the Company respectively. This analysis assumes that all other variables, in particular foreign currency exchange rates, remain constant.

Note Reference Explanatory note

1.	7.41	<p>If an entity prepares a sensitivity analysis that reflects inter-dependencies between different risk variables, e.g., a value-at-risk model, then the disclosure may be based on that model instead of the type of disclosure illustrated in these illustrative financial statements. In that case, an entity discloses:</p> <ul style="list-style-type: none"> <li>• an explanation of the method used, including the main parameters and assumptions; and</li> <li>• an explanation of the objective of the method used, and of its limitations.</li> </ul>
	7.42	<p>When the sensitivity analysis required by SFRS(I) 7 is not representative of the underlying risks, e.g. the reporting date analysis is not representative of the position during the year, then an entity discloses that fact and the reasons for it. For example, if for whatever reason an entity's investment portfolio at the reporting date is materially different from its usual mix of investments, then a sensitivity analysis based on the position at the reporting date would not be representative.</p>
	7.B17-B21, IG32-IG36	<p>Guidance in respect of the sensitivity analysis is provided in Appendix B to SFRS(I) 7 and in the related implementation guidance.</p>
2.		<p>See explanatory note 2 on page 230.</p>

Reference

# Notes to the financial statements

## 22. Financial instruments (continued)

### Market risk (continued)

#### Interest rate risk (continued)

7.40

#### Cash flow sensitivity analysis for variable rate instruments<sup>1</sup>

A reasonably possible change of 100 basis points in interest rates at the reporting date would have increased (decreased) equity and profit or loss by the amounts shown below. This analysis assumes that all other variables, in particular foreign currency exchange rates, remain constant.

	Profit or loss		Equity	
	100 bp increase \$'000	100 bp decrease \$'000	100 bp increase \$'000	100 bp decrease \$'000
<b>Group</b>				
<b>31 December 2022</b>				
Variable rate instruments	(111)	111	-	-
Interest rate swap	4	(4)	14	(14)
Cash flow sensitivity (net)	(62)	62	14	(14)
<b>31 December 2021</b>				
Variable rate instruments	(178)	178	-	-
Interest rate swap	32	(32)	57	(57)
Cash flow sensitivity (net)	(101)	101	57	(57)
<b>Company</b>				
<b>31 December 2022</b>				
Variable rate instruments	(46)	46	-	-
Cash flow sensitivity (net)	(46)	46	-	-
<b>31 December 2021</b>				
Variable rate instruments	(43)	43	-	-
Cash flow sensitivity (net)	(43)	43	-	-

#### Other market price risk

7.B5(a)(iii)

Equity price risk arises from equity investments at FVOCI held for the long term for strategic purposes as well as from investments measured at FVTPL. The primary goal of the Group's investment strategy is to maximise investment returns, in general. Management is assisted by external advisors in this regard. Certain investments are designated as at FVTPL because their performance is actively monitored and they are managed on a fair value basis.

7.40

#### Sensitivity analysis – Equity price risk<sup>1,2</sup>

All of the Group and the Company's equity investments other than the shares of ePaperTech Co are listed on the Singapore Exchange and/or the New York Stock Exchange. For such investments classified as FVOCI, a 2% increase in the STI plus a 3% increase in the Dow Jones Industrial Average at the reporting date would have increased the Group and the Company's equity by \$17,000 after tax (2021: an increase of \$11,000); an equal change in the opposite direction would have decreased the Group and the Company's equity by \$17,000 after tax (2021: a decrease of \$11,000). For such investments classified at FVTPL, the impact of a 2% increase in the STI plus a 3% increase in the Dow Jones Industrial Average at the reporting date on profit or loss of the Group and the Company would have been an increase of \$7,000 and \$7,000 respectively after tax (2021: \$7,000 and \$7,000 respectively after tax).



Note Reference Explanatory note

1.	7.23C, 24D	<p>The Group does not frequently reset hedging relationships because both the hedging instrument and the hedged item frequently change (i.e. the entity does not use a dynamic process in which neither the exposure nor the hedging instruments used to manage that exposure remain the same for a long period). If it did, then it would be exempt from providing the disclosures required by paragraphs 23A and 23B of SFRS(I) 7, but would instead provide information about the ultimate risk management strategy, how it reflects its risk management strategy in its hedge accounting and designations, and how frequently hedging relationships are discontinued and restarted. If the volume of these hedges is unrepresentative of normal volumes during the year (i.e. the volume at the reporting date does not reflect the volumes during the year), then the entity would disclose that fact and the reason it believes the volumes are unrepresentative.</p>
2.	7.23F	<p>The Group did not have any forecast transaction for which cash flow hedge accounting had been used in the previous period, but which is no longer expected to occur. If an entity did, then it would be required to disclose a description of the forecast transaction as well as the amount reclassified from the cash flow hedge reserve to profit or loss.</p>

Reference

# Notes to the financial statements

## 22. Financial instruments (continued)

### Market risk (continued)

#### Hedge accounting

#### Cash flow hedges<sup>1, 2</sup>

7.23B

At 31 December 2022, the Group held the following instruments to hedge exposures to changes in foreign currency and interest rates.

	1-6 months	Maturity 6-12 months	More than one year
<b>Foreign currency risk</b>			
<b>Forward exchange contracts</b>			
Net exposure (in thousands of SGD)	147	169	-
Average SGD:USD forward contract rate	0.91	0.87	-
Average SGD:EUR forward contract rate	1.27	1.23	-
Average SGD:AUD forward contract rate	0.92	0.91	-
<b>Interest rate risk</b>			
<b>Interest rate swaps</b>			
Net exposure (in thousands of SGD)	-	-	119
Average fixed interest rate	-	-	2.8%

7.23B

At 31 December 2021, the Group held the following instruments to hedge exposures to changes in foreign currency and interest rates.

	1-6 months	Maturity 6-12 months	More than one year
<b>Foreign currency risk</b>			
<b>Forward exchange contracts</b>			
Net exposure (in thousands of SGD)	180	216	-
Average SGD:USD forward contract rate	0.93	0.89	-
Average SGD:EUR forward contract rate	1.35	1.32	-
Average SGD:AUD forward contract rate	0.95	0.93	-
<b>Interest rate risk</b>			
<b>Interest rate swaps</b>			
Net exposure (in thousands of SGD)	-	-	140
Average fixed interest rate	-	-	2.9%

This page has been left blank intentionally.

Reference

# Notes to the financial statements

## 22. Financial instruments (continued)

### Hedge accounting (continued)

#### Cash flow hedges (continued)

7.24B(b)

The amounts at the reporting date relating to items designated as hedged items were as follows.

	Change in value used for calculating hedge ineffective \$'000	Cash flow hedge reserve \$'000	Costs of hedging reserve \$'000	Balances remaining in the cash flow hedge reserve from hedging relationships for which hedge accounting is no longer applied \$'000
<b>31 December 2022</b>				
<b>Foreign currency risk</b>				
Sales, receivables and borrowings	23	154	(2)	-
Inventory purchases	15	101	(2)	-
<b>Interest rate risk</b>				
Variable-rate instruments	30	178	-	-
<b>31 December 2021</b>				
<b>Foreign currency risk</b>				
Sales, receivables and borrowings	(35)	181	(27)	-
Inventory purchases	(23)	119	-	-
<b>Interest rate risk</b>				
Variable-rate instruments	(37)	191	-	-

This page has been left blank intentionally.

Reference

# Notes to the financial statements

## 22. Financial instruments (continued)

### Hedge accounting (continued)

### Cash flow hedges (continued)

7.21B, 21D, 24A,  
24B(b), 24C(b)

The amounts relating to items designated as hedging instruments and hedge ineffectiveness were as follows.

	2022			Line item in the statement of financial position where the hedging instrument is included	During the period - 2022							
	Nominal amount \$'000	Carrying amount – assets \$'000	Carrying amount – liabilities \$'000		Changes in the value of the hedging instrument recognised in OCI \$'000	Hedge ineffectiveness recognised in profit or loss \$'000	Line item in profit or loss that includes hedge ineffectiveness	Costs of hedging recognised in OCI \$'000	Amount from hedging reserve transferred to cost of inventory \$'000	Amount reclassified from hedging reserve to profit or loss \$'000	Amount reclassified from costs of hedging reserve to profit or loss \$'000	Line item in profit or loss affected by the reclassification
<b>Foreign currency risk</b>												
Forward exchange contracts - sales, receivables and borrowings	1,138	178	(5)	Other investments including derivatives (assets), trade and other payables (liabilities)	(23)	79	Finance income	18	-	8	4	Revenue
										(22)	(22)	Finance costs
Forward exchange contracts - inventory purchases	758	119	(3)		(21)	-		-	6	-	-	
<b>Interest rate risk</b>												
Interest rate swaps	4,500	116	(20)	Other investments including derivatives (assets), trade and other payables (liabilities)	(24)	(4)	Finance costs	-	-	(17)	-	Finance costs

This page has been left blank intentionally.

Reference

# Notes to the financial statements

## 22. Financial instruments (continued)

### Hedge accounting (continued)

### Cash flow hedges (continued)

The amounts relating to items designated as hedging instruments and hedge ineffectiveness were as follows.

7.21B, 21D,  
24A, 24B(b), 24C(b)

	2021			Line item in the statement of financial position where the hedging instrument is included	During the period - 2021							
	Nominal amount \$'000	Carrying amount - assets \$'000	Carrying amount - liabilities \$'000		Changes in the value of the hedging instrument recognised in OCI \$'000	Hedge ineffectiveness recognised in profit or loss \$'000	Line item in profit or loss that includes hedge ineffectiveness	Costs of hedging recognised in OCI \$'000	Amount from hedging reserve transferred to cost of inventory \$'000	Amount reclassified from hedging reserve to profit or loss \$'000	Amount reclassified from costs of hedging reserve to profit or loss \$'000	Line item in profit or loss affected by the reclassification
<b>Foreign currency risk</b>												
Forward exchange contracts - sales, receivables and borrowings	1,147	223	(4)	Other investments including derivatives (assets), trade and other payables (liabilities)	62	22	Finance income	11	-	2	1	Revenue
										(15)	(9)	Finance costs
Forward exchange contracts - inventory purchases	765	152	(3)		(15)	-		4	-	-	-	
<b>Interest rate risk</b>												
Interest rate swaps	4,500	131	(5)	Other investments including derivatives (assets), trade and other payables (liabilities)	30	(2)	Finance costs	-	-	2	-	Finance income



This page has been left blank intentionally.

Reference

# Notes to the financial statements

## 22. Financial instruments (continued)

### Hedge accounting (continued)

#### Cash flow hedges (continued)

7.24E-24F

The following table provides a reconciliation by risk category of components of equity and analysis of OCI items, net of tax, resulting from the Group's cash flow hedge accounting.

	Hedging reserve \$'000	Cost of hedging reserve \$'000
<b>Balance at 1 January 2022</b>	478	82
<b>Cash flow hedges</b>		
Change in fair value:		
Foreign currency risk – inventory purchases	(21)	18
Foreign currency risk – other items	(23)	-
Interest rate risk	(24)	-
Amount reclassified to profit or loss:		
Foreign currency risk – other items	(14)	(18)
Interest rate risk	(17)	
Amount included in the cost of non-financial items:		
Foreign currency risk – inventory purchases	6	-
Tax on movements on reserves during the year	31	-
<b>Balance at 31 December 2022</b>	<b>416</b>	<b>82</b>
<b>Balance at 1 January 2021</b>	434	75
<b>Cash flow hedges</b>		
Change in fair value:		
Foreign currency risk – inventory purchases	(15)	4
Foreign currency risk – other items	62	11
Interest rate risk	30	-
Amount reclassified to profit or loss:		
Foreign currency risk – other items	(13)	(8)
Interest rate risk	2	-
Tax on movements on reserves during the year	(22)	-
<b>Balance at 31 December 2021</b>	<b>478</b>	<b>(82)</b>

This page has been left blank intentionally.

Reference

# Notes to the financial statements

## 22. Financial instruments (continued)

### Hedge accounting (continued)

#### Net investment hedges

- 7.22A A foreign currency exposure arises from the Group's net investment in its Indonesian subsidiary that has a IDR functional currency. The risk arises from the fluctuation in spot exchange rates between the IDR and the SGD, which causes the amount of the net investment to vary. The hedged risk in the net investment hedge is the risk of a weakening IDR against the SGD that will result in a reduction in the carrying amount of the Group's net investment in the Indonesian subsidiary.
- 7.22B(a) Part of the Group's net investment in its Indonesian subsidiary is hedged by a IDR-denominated secured bank loan (carrying amount: \$1,240,000 (2021: \$1,257,000), which mitigates the foreign currency risk arising from the subsidiary's net assets. The fair value of the borrowing at 31 December 2022 is \$1,290,000 (2021: \$1,260,000). The loan is designated as a hedging instrument for the changes in the value of the net investment that is attributable to changes in the SGD/IDR spot rate. The Group's investments in other subsidiaries are not hedged.
- 7.22B(b) To assess hedge effectiveness, the Group determines the economic relationship between the hedging instrument and the hedged item by comparing changes in the carrying amount of the debt that is attributable to a change in the spot rate with changes in the investment in the foreign operation due to movements in the spot rate (the offset method). The Group's policy is to hedge the net investment only to the extent of the debt principal.

This page has been left blank intentionally.

Reference

# Notes to the financial statements

## 22. Financial instruments (continued)

### Hedge accounting (continued)

### Net Investment hedges (continued)

The Group's amounts related to items designated as hedging instruments were as follows.

7.24A, 24C(b)(i)-(iii)

	2022			Line item in the statement of financial position where the hedging instrument is included	During the period - 2022					
	Nominal amount \$'000	Carrying amount – assets \$'000	Carrying amount – liabilities \$'000		Change in value used for calculating hedge ineffectiveness for 2022 \$'000	Change in value of hedging instrument recognised in OCI \$'000	Hedge ineffectiveness recognised in profit or loss \$'000	Line item in profit or loss that includes hedge ineffectiveness	Amount reclassified from hedging reserve to profit or loss \$'000	Line item affected in profit or loss because of the reclassification
Foreign exchange-denominated debt (IDR)	1,260	-	1,260	Loans and borrowings	(4)	(3)	(1)	Finance costs	-	N/A

7.24B(b)

The Group's amounts related to items designated as hedged items were as follows.

	2022	During the period - 2022	
	Change in value used for calculating hedge ineffectiveness \$'000	Foreign currency translation reserve \$'000	Balances remaining in the foreign currency translation reserve from hedging relationships for which hedge accounting is no longer applied \$'000
IDR net investment	3	125	-

This page has been left blank intentionally.

Reference

# Notes to the financial statements

## 22. Financial instruments (continued)

### Hedge accounting (continued)

### Net Investment hedges (continued)

The Group's amounts related to items designated as hedging instruments were as follows.

7.24A, 24C(b)(i)-(iii)

	2021			Line item in the statement of financial position where the hedging instrument is included	During the period - 2021					
	Nominal amount \$'000	Carrying amount – assets \$'000	Carrying amount – liabilities \$'000		Change in value used for calculating hedge ineffectiveness for 2021 \$'000	Change in value of hedging instrument recognised in OCI \$'000	Hedge ineffectiveness recognised in profit or loss \$'000	Line item in profit or loss that includes hedge ineffectiveness	Amount reclassified from hedging reserve to profit or loss \$'000	Line item affected in profit or loss because of the reclassification
Foreign exchange-denominated debt (IDR)	1,257	-	1,257	Loans and borrowings	(8)	(8)	-	Finance costs	-	N/A

7.24B(b)

The Group's amounts related to items designated as hedged items were as follows.

	2021	During the period - 2021	
	Change in value used for calculating hedge ineffectiveness \$'000	Foreign currency translation reserve \$'000	Balances remaining in the foreign currency translation reserve from hedging relationships for which hedge accounting is no longer applied \$'000
IDR net investment	8	105	-



Note Reference Explanatory note

1.	7.13C, B51-B52	The disclosure requirements in paragraph 13C of SFRS(I) 7 may be grouped by type of financial instrument or transaction. Alternatively, an entity may present the disclosures in paragraph 13C(a) – (c) by type of financial instrument, and those in 13C(c) – (e) by counterparty. This issue is discussed in <a href="#">Insights into IFRS (7.10.250.70)</a> .
	7.B53	Where appropriate, an entity will have to supplement the specific quantitative disclosures required with additional (qualitative) disclosures, depending on: <ul style="list-style-type: none"> <li>the terms of the enforceable master netting arrangements and similar agreements, including the nature of the rights of set-off; and</li> <li>their actual and potential effect on the entity's financial position.</li> </ul>
	7.13F	In addition, it may be helpful if an entity considers whether any related existing disclosures – e.g. disclosures related to collateral under SFRS(I) 7.14-15 – should be included in the note or cross-referred to it.
2.	7.13C	An entity discloses at the reporting date (in a tabular format unless another format is more appropriate) the following quantitative information separately for recognised financial assets and recognised financial liabilities: <ol style="list-style-type: none"> <li>the gross amounts of those assets and liabilities;</li> <li>the amounts that are set off in accordance with the criteria in SFRS(I) 1-32.42 when determining the net amounts presented in the statement of financial position;</li> <li>the net amounts presented in the statement of financial position;</li> <li>the amounts subject to an enforceable master netting arrangement or similar agreement that are not otherwise included in SFRS(I) 7.13C(b), including: <ul style="list-style-type: none"> <li>amounts related to recognised financial instruments that do not meet some or all of the offsetting criteria in SFRS(I) 1-32.42; and</li> <li>amounts related to financial collateral (including cash collateral); and</li> </ul> </li> <li>the net amount after deducting the amounts in (d) from the amounts in (c) above.</li> </ol>

Reference

# Notes to the financial statements

## 22. Financial instruments (continued)

### Master netting or similar agreements

7.13B, 13E,  
B50

The Group enters into derivative transactions under International Swaps and Derivatives Association (ISDA) master netting agreements. In general, under such agreements the amounts owed by each counterparty on a single day in respect of all transactions outstanding in the same currency are aggregated into a single net amount that is payable by one party to the other. In certain circumstances – e.g. when a credit event such as a default occurs, all outstanding transactions under the agreement are terminated, the termination value is assessed and only a single net amount is payable in settlement of all transactions.

The above ISDA agreements do not meet the criteria for offsetting in the statement of financial position. This is because they create a right of set-off of recognised amounts that is enforceable only following an event of default, insolvency or bankruptcy of the Group or the counterparties. In addition the Group and its counterparties do not intend to settle on a net basis or to realise the assets and settle the liabilities simultaneously.

The Group regularly purchases pulp from and sells paper to Counterparty A. Both parties have entered into an agreement to settle the net amount due to or from each other on a 30-days term basis. The Group presents the trade receivables and trade payables that are subject to this agreement on a net basis in the statement of financial position.

7.13C, B46

The following table sets out the carrying amounts of recognised financial instruments that are subject to the above agreements.<sup>1, 2</sup>

### Group

		Gross amounts of recognised financial instruments offset in the statement of financial position \$'000	Net amounts of financial instruments included in the statement of financial position \$'000	Related financial instruments that are not offset \$'000	Net amount \$'000
	Note	Gross amounts of recognised financial instruments \$'000			
<b>31 December 2022</b>					
<b>Financial assets</b>					
Interest rate swaps used for hedging	9	116	-	116	98
Forward exchange contracts used for hedging	9	297	-	297	291
Trade receivables	13	6,032	(4,999)	1,033	1,033
Total		6,445	(4,999)	1,446	1,422
<b>Financial liabilities</b>					
Interest rate swaps used for hedging	21	20	-	20	2
Forward exchange contracts used for hedging	21	8	-	8	2
Trade payables	21	4,999	(4,999)	-	-
Total		5,027	(4,999)	28	4

This page has been left blank intentionally.

Reference

# Notes to the financial statements

## 22. Financial instruments (continued)

### Master netting or similar agreements (continued)

#### Group

	Note	Gross amounts of recognised financial instruments \$'000	Gross amounts of recognised financial instruments offset in the statement of financial position \$'000	Net amounts of financial instruments included in the statement of financial position \$'000	Related financial instruments that are not offset \$'000	Net amount \$'000
<b>31 December 2021</b>						
<b>Financial assets</b>						
Interest rate swaps used for hedging	9	131	-	131	(3)	128
Forward exchange contracts used for hedging	9	375	-	375	(4)	371
Trade receivables		5,312	(3,606)	1,706	-	1,706
Total		5,818	(3,606)	2,212	(7)	2,205
<b>Financial liabilities</b>						
Interest rate swaps used for hedging	21	5	-	5	(3)	2
Forward exchange contracts used for hedging	21	7	-	7	(4)	3
Trade payables		3,606	(3,606)	-	-	-
Total		3,618	(3,606)	12	(7)	5

#### Company

	Note	Gross amounts of recognised financial instruments \$'000	Gross amounts of recognised financial instruments offset in the statement of financial position \$'000	Net amounts of financial instruments included in the statement of financial position \$'000	Related financial instruments that are not offset \$'000	Net amount \$'000
<b>31 December 2022</b>						
<b>Financial assets</b>						
Trade receivables		1,850	(1,550)	300	-	300
Amounts due to subsidiaries, trade		3,580	(1,878)	1,702	-	1,702
Total		5,430	(3,428)	2,002	-	2,002
<b>Financial liabilities</b>						
Trade payables		1,550	(1,550)	-	-	-
Amounts due to subsidiaries, trade		1,878	(1,878)	-	-	-
Total		3,428	(3,428)	-	-	-

This page has been left blank intentionally.

Reference

# Notes to the financial statements

## 22. Financial instruments (continued)

### Master netting or similar agreements (continued)

#### Company

Note	Gross amounts of recognised financial instruments \$'000	Gross amounts of recognised financial instruments offset in the statement of financial position \$'000	Net amounts of financial instruments included in the statement of financial position \$'000	Related financial instruments that are not offset \$'000	Net amount \$'000
<b>31 December 2021</b>					
<b>Financial assets</b>					
Trade receivables	1,480	(1,250)	230	-	230
Amounts due to subsidiaries, trade	4,690	(2,580)	2,110	-	2,110
Total	6,170	(3,830)	2,340	-	2,340
<b>Financial liabilities</b>					
Trade payables	1,250	(1,250)	-	-	-
Amounts due to subsidiaries, trade	2,580	(2,580)	-	-	-
Total	3,830	(3,830)	-	-	-

7.B42

The gross amounts of financial assets and financial liabilities and their net amounts as presented in the statements of financial position that are disclosed in the above tables are measured in the statements of financial position on the following basis:

- derivative assets and liabilities – fair value; and
- trade receivables and trade payables – amortised cost.

The amounts in the above tables that are offset in the statements of financial position are measured on the same basis.

Note Reference Explanatory note

- |                |  |
|----------------|--|
| 1. 1-1.134-136 | <p>An entity discloses the following information, based on the information provided internally to the key management personnel of the entity, e.g., the entity's board of directors or CEO, that enables users of its financial statements to evaluate its objectives, policies and processes for managing capital.</p> <ul style="list-style-type: none"> <li>• Summary quantitative information about what it manages as capital.</li> <li>• Qualitative information about its objectives, policies and processes for managing capital.</li> <li>• Changes in quantitative and qualitative information as compared to the prior period.</li> </ul> <p>When an entity is subject to externally imposed capital requirements, it discloses the nature of those requirements, a statement of whether it has complied with externally imposed capital requirements, any instances of non-compliance and how those requirements are incorporated into the disclosures on the management of capital.</p> <p>When an aggregate disclosure of capital requirements and how capital is managed would not provide useful information or distorts a financial statement user's understanding of an entity's capital resources, the entity discloses separate information for each capital requirement to which the entity is subject.</p> |
| 2.             | <p>The Group has provided the definitions of 'net debt' and 'adjusted equity' because they are relevant to understanding how it manages capital and are not defined in SFRS(I). It has also provided the reconciliations between these measures and items presented in the consolidated financial statements.</p>  |

Reference

# Notes to the financial statements

## 22. Financial instruments (continued)

1-1.134,  
135(a)

### Capital management<sup>1</sup>

The Board's policy is to maintain a strong capital base so as to maintain investor, creditor and market confidence and to sustain future development of the business. Capital consists of total equity, less amounts accumulated in equity related to cash flow hedges. The Board of Directors monitors the return on capital, as well as the level of dividends to ordinary shareholders.

1-1.135(a)

The Board's target is for employees of the Group to hold 5% of the Company's ordinary shares by 2024. At present, employees hold 1% of ordinary shares, or 2% assuming that all outstanding share options vest and/or are exercised. Management is considering extending the Group's share option programme beyond key management and other senior employees. Currently, other employees are awarded share appreciation rights and participate in an employee share purchase programme (see [note 18](#)). The Group is in discussions with employee representatives, but no decisions have been made.

1-1.135(a)

The Board seeks to maintain a balance between the higher returns that might be possible with higher levels of borrowing and the advantages and security afforded by a sound capital position. The Group's target is to achieve a return on capital of above 23%; in 2022, the return was 26.7% (2021: 12.0%). In comparison, the earn-average interest expense on interest-bearing borrowings (excluding liabilities with imputed interest) was 5.4% (2021: 5.4%).

1-1.135(a)

The Group monitors capital using a net debt to adjusted equity ratio, which is 'net debt' divided by 'adjusted equity'. For this purpose, net debt is defined as total liabilities (as shown in the statement of financial position) less cash and cash equivalents. Adjusted equity comprises all components of equity other than amounts recognised in equity relating to cash flow hedges.<sup>2</sup>

1-1.135(b)

The Group's policy is to keep the ratio below 2.00. The Group's net debt to adjusted equity ratio at the reporting date was as follows:

	Group	
	2022 \$'000	2021 \$'000 Restated*
Total liabilities	56,712	56,483
Less: cash and cash equivalents	(1,505)	(1,850)
Net debt	55,207	54,633
Total equity	30,850	33,263
Less: hedging reserve (including cost of hedging)	(498)	(560)
Adjusted equity	30,352	32,703
Net debt to adjusted equity ratio	1.82	1.67

\* See [note 2.5](#).

1-1.135(a)

From time to time, the Group purchases its own shares on the market; the timing of these purchases depends on market prices. The shares are primarily intended to be used for issuing shares under the Group's share option programme. Buy and sell decisions are made on a specific transaction basis by the Risk Management Committee; the Group does not have a defined share buy-back plan.

1-1.135(c)

There were no changes in the Group's approach to capital management during the year.

1-1.135(a)(ii)

Neither the Company nor any of its subsidiaries are subject to externally imposed capital requirements.



Note Reference Explanatory note

1.	7.6, B1-B3	An entity groups financial instruments into classes that are appropriate to the nature of the information disclosed and that take into account the characteristics of those financial instruments. Although SFRS(I) 7 does not define 'classes', as a minimum, instruments measured at amortised cost should be distinguished from instruments measured at fair value.
2.	7.8, 29	In this table, the Group has disclosed the fair value of each class of financial assets and financial liabilities in a way that permits the information to be compared with the carrying amounts. In addition, it has reconciled the assets and liabilities to the different categories of financial instruments as defined in SFRS(I) 9. This presentation method is optional and different presentation methods may be appropriate, depending on circumstances.
3.	7.29, 13.97	The Group has not disclosed the fair values for financial instruments such as short-term trade receivables and payables, cash and cash equivalents and bank overdrafts, because their carrying amounts are a reasonable approximation of fair values.

Reference

# Notes to the financial statements

## 22. Financial instruments (continued)

### Accounting classifications and fair values<sup>1, 2</sup>

7.8, 25-26, 29-30,  
13.93(a)-(b), 94,  
97, 99

The carrying amounts and fair values of financial assets and financial liabilities, including their levels in the fair value hierarchy are as follows. It does not include fair value information for financial assets and financial liabilities not measured at fair value if the carrying amount is a reasonable approximation of fair value. Trade and other receivables and trade and other payables classified as held for sale (see [note 11](#)) are not included in the table below. Their carrying amount is a reasonable approximation of fair value.

Carrying amount													Fair value			
Group	Note	Mandatorily at FVTPL - others \$'000	Fair value - hedging instruments \$'000	Financial assets at amortised cost \$'000	FVOCI - debt instruments \$'000	FVOCI - equity instruments \$'000	Other financial liabilities \$'000	Total \$'000	Level 1 \$'000	Level 2 \$'000	Level 3 \$'000	Total \$'000				
<b>31 December 2022</b>																
<b>Financial assets measured at fair value</b>																
Debt investments – at FVOCI	9	-	-	-	118	-	-	118	78	40	-	118				
Equity investments – at FVOCI	9	-	-	-	-	710	-	710	467	-	243	710				
Equity investments – mandatorily at FVTPL	9	251	-	-	-	-	-	251	251	-	-	251				
Interest rate swaps used for hedging	9	-	116	-	-	-	-	116	-	116	-	116				
Debt investments – mandatorily at FVTPL	9	243	-	-	-	-	-	243	243	-	-	243				
Forward exchange contracts used for hedging	9	-	297	-	-	-	-	297	-	297	-	297				
Other forward exchange contracts	9	122	-	-	-	-	-	122	-	122	-	122				
		616	413	-	118	710	-	1,857								
<b>Financial assets not measured at fair value<sup>3</sup></b>																
Debt investments – at amortised cost	9	-	-	2,436	-	-	-	2,436	2,450	-	-	2,450				
Trade and other receivables	13	-	-	16,426	-	-	-	16,426								
Cash and cash equivalents	14	-	-	1,505	-	-	-	1,505								
		-	-	20,367	-	-	-	20,367								
<b>Financial liabilities measured at fair value</b>																
Forward exchange contracts used for hedging	21	-	(8)	-	-	-	-	(8)	-	(8)	-	(8)				
Interest rate swaps used for hedging	21	-	(20)	-	-	-	-	(20)	-	(20)	-	(20)				
Contingent consideration	21	(270)	-	-	-	-	-	(270)	-	-	(270)	(270)				
		(270)	(28)	-	-	-	-	(298)								
<b>Financial liabilities not measured at fair value<sup>3</sup></b>																
Bank overdrafts	14	-	-	-	-	-	(333)	(333)								
Secured bank loans	16	-	-	-	-	-	(7,012)	(7,012)	-	(7,239)	-	(7,239)				
Unsecured bank loans	16	-	-	-	-	-	(453)	(453)	-	(453)	-	(453)				
Amount received from securitisation vehicle	16	-	-	-	-	-	(71)	(71)	-	(71)	-	(71)				
Unsecured bond issues	16	-	-	-	-	-	(6,136)	(6,136)	-	(5,675)	-	(5,675)				
Convertible notes – liability component	16	-	-	-	-	-	(4,633)	(4,633)	-	(5,216)	-	(5,216)				
Redeemable preference shares	16	-	-	-	-	-	(1,939)	(1,939)	-	(1,936)	-	(1,936)				
Dividends on redeemable preference shares	16	-	-	-	-	-	(51)	(51)	-	(51)	-	(51)				
Trade payables (excludes refund liabilities)	21	-	-	-	-	-	(19,700)	(19,700)								
		-	-	-	-	-	(40,328)	(40,328)								

This page has been left blank intentionally.

Reference

# Notes to the financial statements

## 22. Financial instruments (continued) Accounting classifications and fair values (continued)

Group	Note	Carrying amount							Fair value			
		Mandatorily at FVTPL - others \$'000	Fair value – hedging instruments \$'000	Financial assets at amortised cost \$'000	FVOCI – debt instruments \$'000	FVOCI – equity instruments \$'000	Other financial liabilities \$'000	Total \$'000	Level 1 \$'000	Level 2 \$'000	Level 3 \$'000	Total \$'000
31 December 2021												
Financial assets measured at fair value												
Debt investments – at FVOCI	9	-	-	-	373	-	-	373	373	-	-	373
Equity investments – at FVOCI	9	-	-	-	-	511	-	511	511	-	-	511
Equity investments – mandatorily at FVTPL	9	254	-	-	-	-	-	254	254	-	-	254
Interest rate swaps used for hedging	9	-	131	-	-	-	-	131	-	131	-	131
Debt investments – mandatorily at FVTPL	9	568	-	-	-	-	-	568	568	-	-	568
Forward exchange contracts used for hedging	9	-	375	-	-	-	-	375	-	375	-	375
Other forward exchange contracts	9	89	-	-	-	-	-	89	-	89	-	89
		911	506	-	373	511	-	2,301				
Financial assets not measured at fair value												
Debt investments – at amortised cost	9	-	-	2,256	-	-	-	2,256	2,265	-	-	2,265
Trade and other receivables	13	-	-	17,719	-	-	-	17,719				
Cash and cash equivalents	14	-	-	1,850	-	-	-	1,850				
		-	-	21,825	-	-	-	21,825				
Financial liabilities measured at fair value												
Forward exchange contracts used for hedging	21	-	(7)	-	-	-	-	(7)	-	(7)	-	(7)
Interest rate swaps used for hedging	21	-	(5)	-	-	-	-	(5)	-	(5)	-	(5)
		-	(12)	-	-	-	-	(12)				
Financial liabilities not measured at fair value												
Bank overdrafts	14	-	-	-	-	-	(282)	(282)				
Secured bank loans	16	-	-	-	-	-	(11,093)	(11,093)	-	(10,984)	-	(10,984)
Unsecured bank loans	16	-	-	-	-	-	(57)	(57)	-	(57)	-	(57)
Amount received from securitisation vehicle	16	-	-	-	-	-	(60)	(60)	-	(60)	-	(60)
Unsecured bond issues	16	-	-	-	-	-	(9,200)	(9,200)	-	(9,346)	-	(9,346)
Loan from associate	16	-	-	-	-	-	(1,000)	(1,000)	-	(1,040)	-	(1,040)
Trade payables (excludes refund liabilities)	21	-	-	-	-	-	(24,291)	(24,291)				
		-	-	-	-	-	(45,983)	(45,983)				

This page has been left blank intentionally.

Reference

# Notes to the financial statements

## 22. Financial instruments (continued) Accounting classifications and fair values (continued)

Company	Note	Carrying amount						Fair value			
		Mandatorily at FVTPL - others \$'000	Financial assets at amortised cost \$'000	FVOCI – debt instruments \$'000	FVOCI – equity instruments \$'000	Other financial liabilities \$'000	Total \$'000	Level 1 \$'000	Level 2 \$'000	Level 3 \$'000	Total \$'000
31 December 2022											
Financial assets measured at fair value											
Debt investments – at FVOCI	9	-	-	118	-	-	118	78	40	-	118
Equity investments – at FVOCI	9	-	-	-	710	-	710	467	-	243	710
Equity investments – mandatorily at FVTPL	9	248	-	-	-	-	248	248	-	-	248
Debt investments – mandatorily at FVTPL	9	197	-	-	-	-	197	197	-	-	197
Other forward exchange contracts	9	120	-	-	-	-	120	-	120	-	120
		565	-	118	710	-	1,393				
Financial assets not measured at fair value											
Debt investments – at amortised cost	9	-	2,436	-	-	-	2,436	2,450	-	-	2,450
Trade and other receivables	13	-	20,698	-	-	-	20,698				
Cash and cash equivalents	14	-	738	-	-	-	738				
		-	23,872	-	-	-	23,872				
Financial liabilities not measured at fair value											
Unsecured bond issues	16	-	-	-	-	(5,113)	(5,113)	-	(4,806)	-	(4,806)
Convertible notes – liability component	16	-	-	-	-	(4,633)	(4,633)	-	(5,216)	-	(5,216)
Redeemable preference shares	16	-	-	-	-	(1,939)	(1,939)	-	(1,936)	-	(1,936)
Dividends on redeemable preference shares	16	-	-	-	-	(51)	(51)	-	(51)	-	(51)
Trade payables (excludes refund liabilities)	21	-	-	-	-	(4,935)	(4,935)				
Others	16	-	-	-	-	(23)	(23)				
		-	-	-	-	(16,694)	(16,694)				

This page has been left blank intentionally.

Reference

# Notes to the financial statements

## 22. Financial instruments (continued)

### Accounting classifications and fair values (continued)

Company	Note	Carrying amount						Fair value			
		Mandatorily at FVTPL - others	Financial assets at amortised cost	FVOCI – debt instruments	FVOCI – equity instruments	Other financial liabilities	Total	Level 1	Level 2	Level 3	Total
		\$'000	\$'000	\$'000	\$'000	\$'000	\$'000	\$'000	\$'000	\$'000	\$'000
<b>31 December 2021</b>											
<b>Financial assets measured at fair value</b>											
Debt investments – at FVOCI	9	-	-	373	-	-	373	373	-	-	373
Equity investments – at FVOCI	9	-	-	-	511	-	511	511	-	-	511
Equity investments – mandatorily at FVTPL	9	250	-	-	-	-	250	250	-	-	250
Debt investments – mandatorily at FVTPL	9	514	-	-	-	-	514	514	-	-	514
Other forward exchange contracts	9	50	-	-	-	-	50	-	50	-	50
		814	-	373	511	-	1,698				
<b>Financial assets not measured at fair value</b>											
Debt investments – at amortised cost	9	-	2,256	-	-	-	2,256	2,265	-	-	2,265
Trade and other receivables	13	-	13,219	-	-	-	13,219				
Cash and cash equivalents	14	-	829	-	-	-	829				
		-	16,304	-	-	-	16,304				
<b>Financial liabilities not measured at fair value</b>											
Unsecured bond issues	16	-	-	-	-	(5,113)	(5,113)	-	(5,164)	-	(5,164)
Loan from associate	16	-	-	-	-	(1,000)	(1,000)	-	(1,040)	-	(1,040)
Trade payables (excludes refund liabilities)	21	-	-	-	-	(5,084)	(5,084)				
Others	16	-	-	-	-	(31)	(31)				
		-	-	-	-	(11,228)	(11,228)				



This page has been left blank intentionally.

Reference

# Notes to the financial statements

## 22. Financial instruments (continued)

### Measurement of fair values

#### (i) Valuation techniques and significant unobservable inputs

The following tables show the valuation techniques used in measuring Level 2 and Level 3 fair values, as well as the significant unobservable inputs used.

13.91(a), 93(d),  
93(h)(i), 99

#### Financial instruments measured at fair value

3.B67(b)(iii)

Type	Valuation technique	Significant unobservable inputs	Inter-relationship between key unobservable inputs and fair value measurement
<b>Group</b>			
Contingent consideration	<i>Discounted cash flows:</i> The valuation model considers the present value of the expected future payments, discounted using a risk-adjusted discount rate.	<ul style="list-style-type: none"> <li>Expected cash flows (2021: \$318,000 \$388,000).</li> <li>Risk-adjusted discount rate (2021: 5.5%).</li> </ul>	The estimated fair value would increase (decrease) if: <ul style="list-style-type: none"> <li>the expected cash flows were higher (lower); or</li> <li>the risk-adjusted discount rate was lower (higher).</li> </ul>
<b>Group and Company</b>			
Equity investments	<i>Market comparison technique:</i> The valuation model is based on market multiples derived from quoted prices of companies comparable to the investee, adjusted for the effect of the non-marketability of the equity investments, and the expected EBITDA of the investee. The estimate is adjusted for the net debt of the investee.	<ul style="list-style-type: none"> <li>Adjusted market multiple (2021: 4–6).</li> </ul>	The estimated fair value would increase (decrease) if the adjusted market multiple were higher (lower).
Debt investments	<i>Market comparison/ discounted cash flow:</i> The fair value is estimated considering (i) current or recent quoted prices for identical securities in markets that are not active and (ii) a net present value calculated using discount rates derived from quoted yields of securities with similar maturity and credit rating that are traded in active markets, adjusted by an illiquidity factor.	Not applicable.	Not applicable.

This page has been left blank intentionally.

Reference

# Notes to the financial statements

## 22. Financial instruments (continued) Measurement of fair values (continued)

13.91(a), 93(d),  
93 (h)(i), 99

### Financial instruments measured at fair value (continued)

Type	Valuation technique	Significant unobservable inputs	Inter-relationship between key unobservable inputs and fair value measurement
<b>Group and Company</b> Forward exchange contracts	<i>Forward pricing:</i> The fair value is determined using quoted forward exchange rates at the reporting date and present value calculations based on high credit quality yield curves in the respective currencies.	Not applicable.	Not applicable.
Interest rate swaps	<i>Swap models:</i> The fair value is calculated as the present value of the estimated future cash flows. Estimates of future floating-rate cash flows are based on quoted swap rates, futures prices and interbank borrowing rates. Estimated cash flows are discounted using a yield curve constructed from similar sources and which reflects the relevant benchmark interbank rate used by market participants for this purpose when pricing interest rate swaps. The fair value estimate is subject to a credit risk adjustment that reflects the credit risk of the Group and of the counterparty; this is calculated based on credit spreads derived from current credit default swap or bond prices.	Not applicable.	Not applicable.

13.93(d), 97

### Financial instruments not measured at fair value

Type	Valuation technique
<b>Group and Company</b> Other financial liabilities*	Discounted cash flows: The valuation model considers the present value of expected payment, discounted using a risk-adjusted discount rate.

\* Other financial liabilities include secured and unsecured bank loans, amount received from securitisation vehicle, unsecured bond issues, convertible notes – liability component, redeemable preference shares, loan from associate and dividends on redeemable preference shares.

Note *Reference* **Explanatory note**

- |           |                 |   |
|-----------|-----------------|---|
| <b>1.</b> | <i>13.93(e)</i> | In these illustrative financial statements, it is assumed that there are no recurring fair value measurements categorised within Level 3 of the fair value hierarchy as at 1 January 2021 and 31 December 2021, and during 2021. If there are any, a reconciliation from the opening balances to the closing balances for 2021 is required. |
|-----------|-----------------|---|

Reference

# Notes to the financial statements

## 22. Financial instruments (continued)

### Measurement of fair values (continued)

#### (ii) Transfers between Levels 1 and 2

13.93(c), 95

At 31 December 2022, the Group and the Company's debt investments measured at FVOCI with a carrying amount of \$40,000 were transferred from Level 1 to Level 2 because quoted prices in the market for such debt investments were no longer regularly available. To determine the fair value of such debt investments, management used a valuation technique in which all significant inputs were based on observable market data. There were no transfers from Level 2 to Level 1 in 2022 and no transfers in either direction in 2021.

#### (iii) Level 3 recurring fair values

13.93(e)

The following table shows a reconciliation from the opening balances to the ending balances for Level 3 fair values:<sup>1</sup>

		Group Equity investments at FVOCI \$'000	Contingent consideration \$'000	Company Equity investments at FVOCI \$'000
	At 1 January 2022	-	-	-
13.93(e)(iii)	Purchases	218	-	218
13.91(b), 93(e)(i), (f)	Total unrealised gains and losses recognised in profit or loss			
	- finance costs	-	(20)	-
13.91(b), 93(e)(ii)	Total unrealised gains and losses for the period included in other comprehensive income			
	- net change in fair value of FVOCI financial assets	25	-	25
13.93(e)(iii)	Arising from business combination	-	(250)	-
	At 31 December 2022	243	(270)	243

Note Reference Explanatory note

1.	15.113, 1-1.29-30, 85	In providing a separate disclosure of revenue from contracts with customers - either in the notes or in the statement of profit or loss – we believe that an entity should not include amounts that do not fall in the scope of SFRS(I) 15. This issue is discussed in <a href="#">Insights into IFRS (4.2.560.25)</a> .
2.	15.119(b), 127-12	SFRS(I) 15 requires an entity to provide disclosures about costs to obtain or fulfil a contract with a customer. The Group does not incur contract fulfilment costs, and therefore the related disclosures are not illustrated in this publication. Similarly, the Group has determined that its contracts with customers do not contain a significant financing component, and therefore the related disclosures are not illustrated.
3.	9.B6.5.29(a)	<p>When an entity hedges a sale, whether in a forecast transaction or a firm commitment, the costs of hedging related to that sale are reclassified to profit or loss as part of the cost related to that sale in the same period as the revenue from the hedged sale is recognised. In our view, when these costs of hedging are reclassified to profit or loss, an entity may choose an accounting policy, to be applied consistently, to present them:</p> <ul style="list-style-type: none"> <li>• as revenue: because they relate to a hedge of revenue. However, they should not be presented or disclosed as revenue from contracts with customers in the scope of IFRS 15, because they are not; or</li> <li>• in another appropriate line item of income or expense: because the term ‘cost related to that sale’ could be interpreted as precluding presentation as revenue.</li> </ul> <p>The Group has chosen to present the costs of hedging related to sales transactions as revenue. This issue is discussed in <a href="#">Insights into IFRS (7.10.167.20)</a>.</p>

Reference

# Notes to the financial statements

## 22. Financial instruments (continued)

### Accounting classifications and fair values (continued)

#### (iii) Level 3 recurring fair values (continued)

13.93(h)(ii)

#### Sensitivity analysis

For the fair values of contingent consideration and equity investments – FVOCI, reasonably possible changes at the reporting date to one of the significant unobservable inputs, holding other inputs constant, would have the following effects.

#### Contingent consideration

#### 31 December 2022

Expected cash flows (10% movement)

Risk-adjusted discount rate (1% movement (100 bps))

Group Profit or loss	
Increase \$'000	Decrease \$'000
(23)	23
6	(6)

#### Equity investments – FVOCI

#### 31 December 2022

Adjusted market multiple (5% movement)

Group and Company OCI, net of tax	
Increase \$'000	Decrease \$'000
81	(81)

## 23. Revenue<sup>1, 2</sup>

15.113(a)

INT 1-29.6A

40.75(f)(i)

Note	Continuing operations		Discontinued operation (see note 29)		Group	
	2022 \$'000	2021 \$'000	2022 \$'000	2021 \$'000	2022 \$'000	2021 \$'000
Revenue from contracts with customers – goods and services	99,000	96,424	7,543	23,193	106,543	119,617
Revenue from contracts with customers – service concession	338	-	-	-	338	-
<b>Other revenue</b>						
Investment property rentals	810	209	-	-	810	209
Hedging gains <sup>3</sup>	12	3	-	-	12	3
	<b>100,160</b>	<b>96,636</b>	<b>7,543</b>	<b>23,193</b>	<b>107,703</b>	<b>119,829</b>



Note *Reference* **Explanatory note**

- |           |                        |  |
|-----------|------------------------|--|
| <b>1.</b> | <i>1-1.117(b), 119</i> | The Group presents significant accounting policies related to revenue from contracts with customers in the 'Revenue' note. There is a revenue recognition accounting policy in the significant accounting policy note. Other approaches to presenting accounting policies may be acceptable. |
|-----------|------------------------|--|

Reference

# Notes to the financial statements

## 23. Revenue (continued)

The following tables provide information about the nature and timing of the satisfaction of performance obligations in contracts with customers, including significant payment terms, and the related revenue recognition policies<sup>1</sup>:

15.119(a)-(e),  
126(c), (d), 1-1.125

### Paper: Standard papers and recycled papers segments

<b>Nature of goods or services</b>	<p>The paper segment of the Group principally generates revenue from recycling, manufacturing and distributing pulp and paper.</p> <p>The Group grants loyalty credits when customers buy certain designated products, which can be redeemed for discounts on subsequent purchases of paper products. The points provide a material right to customers and are accounted for as a separate performance obligation.</p>
<b>When revenue is recognised</b>	Revenue is recognised when goods are delivered to the customer and all criteria for acceptance have been satisfied.
<b>Significant payment terms</b>	<p>Payment is due when goods are delivered to the customers.</p> <p>The Group allocates a portion of the consideration received to loyalty credits. This allocation is based on the relative stand-alone selling prices. The stand-alone selling price per point is estimated using the adjusted market assessment approach, factoring in customers' historical trends of redemption rates in determining the estimated discount per loyalty credit issued to the customers. The amount allocated to the loyalty credits is deferred in the statement of financial position as 'Contract liabilities' and is recognised as revenue when the points are redeemed or expire.</p>
<b>Obligations for returns and refunds, if any</b>	<p>Certain customers have the right to return the goods to the Group within 1 month if the customers are dissatisfied with the product. For contracts that permit the customer to return an item, revenue is recognised to the extent that it is highly probable that a significant reversal in the amount of cumulative revenue recognised will not occur. Therefore, the amount of revenue recognised is adjusted for expected returns, which are estimated based on the historical data for specific types of paper, size, finish etc. The Group recognises refund liabilities as 'Trade and other payables' for the expected returns from customers. Separately, the Group recognises related assets for the rights to recover the returned goods, as 'Inventories', based on the previous carrying amounts of the goods less expected recovery costs (including potential decreases in the value of returned goods).</p> <p>The Group reviews its estimate of expected returns at each reporting date and updates the amounts of the assets and liabilities accordingly.</p>
<b>Obligations for warranties</b>	All paper products come with standard warranty terms of one month, under which customers are able to return and replace any defective products.

This page has been left blank intentionally.

Reference

# Notes to the financial statements

## 23. Revenue (continued)

### Paper: Standard papers and recycled papers segments (continued)

15.91, 92, 94,  
127(b), 129

The Group pays sales commissions to employees for securing long-term sales contracts for the Group on a success basis. Such commissions are incremental costs and are capitalised as contract costs as the Group expects to recover these costs. These costs are amortised consistently with the pattern of revenue being recognised for the related contract. For sales commissions arising from contracts that are completed within a year, the Group has applied the practical expedient and recognised these costs as an expense when incurred.

15.128(b)

During the year, contract costs totalling \$154,000 (2021: \$256,000) were amortised to profit or loss. There was no impairment loss recognised on contract costs.

15.119(a)-(c)

### Designing and manufacturing of packaging materials (discontinued during the year): Packaging segment

<b>Nature of goods or services</b>	The Group designs and manufactures standardised paper packaging materials that are sold to retailers for the mass market. There are no long standing contracts with these retailers and orders for the packaging materials are received on an ad hoc basis.
<b>When revenue is recognised</b>	Revenue is recognised when goods are delivered to the customer and all criteria for acceptance have been satisfied.
<b>Significant payment terms</b>	Payment is due when goods are delivered to the customers.

15.119(a)-(c), 126(c)

### Forestry segment

<b>Nature of goods or services</b>	<p>The forestry segment of the Group focuses on cultivating and managing forest resources and providing related services. Forest cultivation and management services include the provision of skilled labour to tend to the customers' timber forests.</p> <p>Services may be sold separately or in bundled packages. For the bundled contracts, the Group accounts for individual services separately if they are distinct i.e., if a service is separately identifiable from other items in the bundled package and if a customer can benefit from it.</p>
<b>When revenue is recognised</b>	<p>Revenue is recognised over time as the services are provided. The stage of completion for determining the amount of revenue to recognise is assessed based on surveys of work performed.</p> <p>If the services under a single arrangement are rendered in different reporting periods, then the consideration is allocated based on their relative stand-alone selling prices. The stand-alone selling price is determined based on the list prices at which the Group sells the services in separate transactions.</p>
<b>Significant payment terms</b>	Invoices are issued on a monthly basis and are payable within 30 days.

This page has been left blank intentionally.

Reference

# Notes to the financial statements

## 23. Revenue (continued)

15.119(a)-(d),  
126(d)

### Timber products segment

<b>Nature of goods or services</b>	The Group manufactures and distributes softwood lumber, plywood and other timber-related building materials such as veneer, composite panels and engineered lumber.
<b>When revenue is recognised</b>	Where contracts relate to the manufacturing of timber-related goods using the customers' own supply of timber, revenue is recognised once the manufacturing is complete.  However, for timber-related goods that are manufactured using the Group's own timber supply, and subsequently distributed to its customers, revenue is typically recognised when the goods are delivered to the customers' warehouses.
<b>Significant payment terms</b>	Payment is received when the manufactured goods are delivered to the customers.  For protective reasons, a portion of the contract consideration is received upfront, and the remaining consideration is received from customers when goods are delivered to the customers' warehouses. As such, no financing component has been recognised as the payment terms are for reasons other than financing.
<b>Obligations for returns and refunds, if any</b>	Certain customers have the right to return the goods to the Group within 1 month if the customers are dissatisfied with the product. For contracts that permit the customer to return an item, revenue is recognised to the extent that it is highly probable that a significant reversal in the amount of cumulative revenue recognised will not occur. Therefore, the amount of revenue recognised is adjusted for expected returns, which are estimated based on the historical data for specific types of timber, size, finish etc. The Group's recognition policies for refund liabilities and related assets are similar as those for 'Paper: Standard papers and recycled papers segments'.

15.20-21

The Group accounts for modifications to the scope or price of a contract as separate contracts if the modification adds distinct goods or services at their stand-alone selling prices. For contract modifications that add distinct goods or services but not at their stand-alone selling prices, the Group combines the remaining consideration in the original contract with the consideration promised in the modification to create a new transaction price that is then allocated to all remaining performance obligations to be satisfied. For contract modifications that do not add distinct goods or services, the Group accounts for the modification as a continuation of the original contract and recognises a cumulative adjustment to revenue at the date of modification.

This page has been left blank intentionally.

Reference

# Notes to the financial statements

## 23. Revenue (continued)

15.91, 94, 95,  
119(a)-(c),  
123(a), 129,  
1-1.122

### Construction of storage units and warehouses: Others segment

<b>Nature of goods or services</b>	The Group constructs storage units and warehouses for some of the Group's customers in the timber and forestry segments. These storage units and warehouses are constructed based on specifically negotiated contracts with customers.
<b>When revenue is recognised</b>	The Group has assessed that these construction contracts qualify for over time revenue recognition as the storage units and warehouses have no alternative use for the Group due to contractual restrictions, and the Group generally has enforceable rights to payment for performance completed till date. The stage of completion is assessed by reference to the contract costs incurred till date in proportion to the total estimated contract costs of each contract.
<b>Significant payment terms</b>	<p>Progress billings to the customer are based on a payment schedule in the contract that is dependent on the achievement of specified construction milestones. If the value of the construction services rendered exceeds payments received from the customer, a contract asset is recognised.</p> <p>Where the period between the satisfaction of a performance obligation and payment by the customer exceeds a year, the Group adjusts the transaction price with its customer and recognises a financing component. In adjusting for the financing component, the Group uses a discount rate that would reflect that of a separate financing transaction between the Group and its customer at contract inception. The Group has elected to apply the practical expedient not to adjust the transaction price for the existence of significant financing component when the period between the transfer of control of good or service to a customer and the payment date is one year or less.</p>

15.123, 1-8.36

Significant judgements are used to estimate total contract costs to complete. In making these estimates, management has relied on the expertise of surveying engineers and craftsmen to determine the progress of the construction and also on past experience of completed projects. The estimated total contract costs are reviewed every reporting period and adjusted where necessary, with the corresponding adjustment to profit margin being recognised prospectively from the date of change.

15.119(a)-(c)

### Cultivation and sale of farm animals: Others segment

<b>Nature of goods or services</b>	The Group cultivates and sells farm animals. The livestock is sold at different stages of their lives depending on the type of produce demanded by their customers.
<b>When revenue is recognised and significant payment terms</b>	Revenue is recognised, and payment is due when the livestock is delivered to the customer's premise.



Note Reference Explanatory note

1.	15.119(e), B28-B33	An 'assurance warranty' is a warranty that only covers the compliance of a product with agreed-on specifications. A 'service warranty' provides the customer with a service in addition to the assurance that the product complies with agreed-on specifications. Service warranties are accounted for as separate performance obligations and the entity allocates a portion of the transaction price to that performance obligation.
----	-----------------------	--

Reference

# Notes to the financial statements

## 23. Revenue (continued)

15.119(a)-(c), (e)  
123(a), 129,  
1-1.122

### Furniture manufacturing: Others segment

<b>Nature of goods or services</b>	The Group manufactures furniture for both the mass market as well as customised furniture based on the customer's specifications.
<b>When revenue is recognised</b>	Revenue from furniture made for the mass market is recognised when the furniture is delivered to the warehouse of the customer. However, for customised furniture, revenue is recognised over time as the customised furniture are made to customers' specifications and have no alternative use for the Group, and the Group generally has enforceable rights to payment for performance completed till date. The stage of completion is assessed by reference to the contract costs incurred till date in proportion to the total estimated contract costs of each contract.
<b>Significant payment terms</b>	<p>Invoices for sales of furniture for the mass market are issued to the customers when the products are delivered. Payment for these products is due within 30 days. No element of financing is deemed present as the credit terms are consistent with market practice. Hence no interest is charged to customers.</p> <p>For customers of customised furniture, an upfront deposit is collected upon confirmation of order. Payment of the outstanding amounts is due within 30 days from the date the finished products are delivered to the customers. The Group has applied the practical expedient not to recognise any financing element as the contracts are typically completed within a year.</p> <p>Volume discounts are given to customers who order furniture in bulk purchases. Such volume discounts are accounted for as consideration payable to customers and are netted against revenue that is recognised on those furniture sold.</p>
<b>Obligations for warranties</b>	Furniture sold by the Group comes with a standard warranty term of two years, with the option to extend for another two years for an additional consideration at the time of purchase of the furniture. The Group accounts for a service-type warranty as a separate performance obligation to which the Group allocates a portion of the transaction price. The Group's obligation to provide repair services under the standard warranty terms is recognised as a provision (see <a href="#">note 3.13(i)</a> ). The additional consideration received for extended warranties would first be recognised as a contract liability, and subsequently realised as revenue on a straight-line basis over the extended warranty period. <sup>1</sup>

15.91, 92, 93, 94,  
127(b), 129

Incremental costs of obtaining a contract are capitalised if these costs are recoverable. Costs incurred to fulfil a contract are capitalised only if the costs relate directly to the contract, generate or enhance resources used in satisfying future performance obligations, and are expected to be recovered. These costs would be amortised consistently with the pattern of revenue for the related contract. Other costs are expensed as incurred. The Group has applied the practical expedient and recognised the incremental costs of obtaining contracts as an expense when incurred if the amortisation period of the assets that the Group otherwise would have recognised is one year or less. There are no incremental costs incurred to fulfil a contract during the years ended 31 December 2022 and 2021.

**Note Reference Explanatory note**

- 1.** 15.112, 114, B87-B88, IE210-IE211, IFRS 15.BC340 The extent to which an entity's revenue is disaggregated for the purposes of these illustrative financial statements depends on the facts and circumstances of the entity's contracts with customers. Some entities may not be able to meet the objective in paragraph 114 of SFRS(I) 15 for disaggregating revenue by providing segment revenue information and may need to use more than one type of category. Other entities may meet the objective by using only one type of category. Even if an entity uses consistent categories in the segment note and in the revenue disaggregation note, further disaggregation of revenue may be required because the objective of providing segment information under SFRS(I) 8 is different from the objective of the disaggregation disclosure under SFRS(I) 15 and, unlike SFRS(I) 8, there are no aggregation criteria in SFRS(I) 15.

In determining the appropriate categories, an entity considers how revenue is disaggregated in:

- disclosures presented outside the financial statements: e.g. earnings releases, annual reports or investor presentations;
- information reviewed by the CODM for evaluating the financial performance of operating segments; and
- other similar information that is used by the entity or users of the entity's financial statements to evaluate performance or make resource allocation decisions.

15.115 An entity is required to disclose sufficient information to enable users of financial statements to understand the relationship between the disclosure of disaggregated revenue and revenue information that is disclosed for each reportable segment, if the entity applies SFRS(I) 8.

In the illustrated presentation, disaggregation of revenue is presented separately from operating segments. However, entities required to disclose operating segments need not provide disaggregated revenue disclosures if the information about revenue provided under SFRS(I) 8 meets the requirements of paragraph 114 of SFRS(I) 15 and those revenue disclosures are based on the recognition and measurement requirements in SFRS(I) 15.

- 2.** 15.B89 Examples of categories that might be appropriate include, but are not limited to, the following:

Type of category	Example
Type of good or service	Major product lines
Geographical region	Country or region
Market or type of customer	Government and non-government customers
Type of contract	Fixed-price and time-and-materials contracts
Contract duration	Short-term and long-term contracts
Timing of transfer of goods or services	Goods or services transferred to customers: <ul style="list-style-type: none"> <li>• at a point in time; and</li> <li>• over time</li> </ul>
Sales channels	Goods or services sold: <ul style="list-style-type: none"> <li>• directly to consumers; and</li> <li>• through intermediaries</li> </ul>

- 3.** 15.114, 5.5B Although it is not explicitly required to include discontinued operations as part of the disaggregation of revenue from contracts with customers, the Group has provided that information.

- 4.** 15.112, IFRS 15.BC339, BC340, 8.33(a) An entity need not disclose information in accordance with SFRS(I) 15 if it has provided the information in accordance with another standard.

In these illustrative financial statements, the Group has disclosed the geographical information about revenues from external customers attributed to the Parent's country of domicile and attributed to foreign countries from which the Group derives revenue in accordance with SFRS(I) 8. In addition, the Group has disaggregated the revenue into geographical regions for each reportable segment in this table.

Reference

# Notes to the financial statements

## 23. Revenue (continued)

15.114, 115

### Disaggregation of revenue from contracts with customers

In the following table, the Group's revenue from contracts with customers (including revenue related to a discontinued operation) is disaggregated by primary geographical markets, major products and service lines and timing of revenue recognition. The table also includes a reconciliation of the disaggregated revenue with the Group's reportable segments (see [note 31](#)).<sup>1,2</sup>

	Reportable segments													
	Standard Papers		Recycled Papers		Packaging (Discontinued) <sup>3</sup>		Forestry		Timber Products		Others <sup>#</sup>		Total	
	2022	2021	2022	2021	2022	2021	2022	2021	2022	2021	2022	2021	2022	2021
	\$'000	\$'000	\$'000	\$'000	\$'000	\$'000	\$'000	\$'000	\$'000	\$'000	\$'000	\$'000	\$'000	\$'000
Primary geographical markets <sup>4</sup>														
Asia	36,769	50,882	3,515	-	2,603	7,958	1,967	1,846	-	-	780	41	45,634	60,727
Europe	10,272	12,610	8,208	9,022	1,885	6,005	-	-	2,700	2,985	-	-	23,065	30,622
United States of America	-	-	15,588	13,038	3,055	9,230	-	-	-	-	-	-	18,643	22,268
Australia	15,877	2,700	-	-	-	-	-	-	-	-	124	600	16,001	3,300
Other countries	1,200	900	-	-	-	-	2,000	1,800	-	-	-	-	3,200	2,700
	64,118	67,092	27,311	22,060	7,543	23,193	3,967	3,646	2,700	2,985	904	641	106,543	119,617
Major products/ service line														
Paper products	64,118	67,092	27,311	22,060	-	-	-	-	-	-	-	-	91,429	89,152
Forestry services	-	-	-	-	-	-	3,967	3,646	-	-	-	-	3,967	3,646
Timber products	-	-	-	-	-	-	-	-	2,700	2,985	-	-	2,700	2,985
Construction of storage units and warehouses	-	-	-	-	-	-	-	-	-	-	534	421	534	421
Cultivation services	-	-	-	-	-	-	-	-	-	-	200	140	200	140
Furniture manufacturing	-	-	-	-	-	-	-	-	-	-	170	80	170	80
Packaging	-	-	-	-	7,543	23,193	-	-	-	-	-	-	7,543	23,193
	64,118	67,092	27,311	22,060	7,543	23,193	3,967	3,646	2,700	2,985	904	641	106,543	119,617
Timing of revenue recognition														
Products transferred at a point in time	64,118	67,092	27,311	22,060	7,543	23,193	-	-	2,700	2,985	300	200	101,972	115,530
Products and services transferred over time	-	-	-	-	-	-	3,967	3,646	-	-	604	441	4,571	4,087
	64,118	67,092	27,311	22,060	7,543	23,193	3,967	3,646	2,700	2,985	904	641	106,543	119,617

<sup>#</sup> This excludes revenue from investment property rentals, service concession revenue and hedging gains.

Note Reference Explanatory note

1.	15.116(a)	An entity discloses the opening and closing balances of receivables, contract assets and contract liabilities from contracts with customers if they are not otherwise separately presented or disclosed.
2.	15.105, 109, A, IFRS 15.BC320	In these illustrative financial statements, the term 'contract assets' and 'contract liabilities' were used. However, SFRS(I) 15 does not prohibit an entity from using alternative descriptions in the statement of financial position for those items. If an entity uses an alternative description, the entity shall provide sufficient information for a user of the financial statements to distinguish between receivables and contract assets.
3.	15.118, IFRS 15.BC346	Although SFRS(I) 15 does not require a tabular reconciliation of the aggregated contract balances, it requires the explanation of significant changes in the contract asset and the contract liability balances during the reporting period to include both qualitative and quantitative information.

## Notes to the financial statements

Contract balances<sup>1</sup>

The following table provides information about receivables, contract assets and contract liabilities from contracts with customers.

		Group	
	Note	2022 \$'000	2021 \$'000
Trade receivables	13	16,053	17,641
Contract assets <sup>2</sup>		348	280
Contract liabilities <sup>2</sup>		(140)	(17)

The contract assets primarily relate to the Group's rights to consideration for work completed but not billed at the reporting date on construction of storage units and warehouses, and furniture manufacturing. The contract assets are transferred to trade receivables when the rights become unconditional. This usually occurs when the Group invoices the customer.

The contract liabilities primarily relate to:

- advance consideration received from customers for sale of timber products;
- customer loyalty credits issued; and
- warranty liability relating to the service-type warranty provided to customers.

Significant changes in the contract assets and the contract liabilities balances during the period are as follows.<sup>3</sup>

		Group			
		Contract assets		Contract liabilities	
		2022	2021	2022	2021
		\$'000	\$'000	\$'000	\$'000
15.116(b)	Revenue recognised that was included in the contract liability balance at the beginning of the year	-	-	17	20
	Increases due to cash received, excluding amounts recognised as revenue during the year	-	-	(140)	(17)
	Contract asset reclassified to trade receivables	(102)	(80)	-	-
15.118(b), 116(c)	Changes in measurement of progress	120	62	-	-
15.118(c), 113(b)	Impairment loss on contract assets	(4)	(2)	-	-
15.118(b)	Cumulative catch-up as a result of contract modifications	54	41	-	-

Note Reference Explanatory note

1.	15.111	SFRS(I) 15 does not require the disclosure of information about remaining performance obligations by product and/or service. In these illustrative financial statements, the Group believes that the disaggregated information provided enables users of financial statements to better understand the nature, amount, timing and uncertainty of revenue and cash flows.
2.	15.120(b)(i)	SFRS(I) 15 requires disclosure based on the time bands that would be most appropriate for the duration of the remaining performance obligations. In these illustrative financial statements, the Group uses a one-year time band.
	15.120(b)(ii)	<p>The entity may disclose the information about its expectation to recognise the aggregate amount of the transaction price allocated to the remaining performance obligations that are unsatisfied (or partially satisfied) as of the end of the reporting period using qualitative information.</p> <p>Such a disclosure may be appropriate to meet the requirements of paragraph 120 of SFRS(I) 15: As at 31 December 2022, the amount allocated to the forest management and cultivation services is \$2,640,000. This will be recognised as revenue by reference to surveys of work performed, which is expected to complete over the next three years.</p>
3.	1-1.87	<p>An entity shall not present any items of income and expense as extraordinary items, either in the statement of profit or loss or in the notes. The nature and amounts of material items are disclosed as a separate line item in the statement of profit or loss or in the notes. This issue is discussed in <a href="#">Insights into IFRS (4.1.110.10)</a>.</p> <p>There is no guidance in SFRS(I) on how specific expenses are allocated to functions. An entity establishes its own definitions of functions. In our view, cost of sales includes only expenses directly or indirectly attributable to the production process. Only expenses that cannot be allocated to a specific function are classified as 'other expenses'. This issue is discussed in <a href="#">Insights into IFRS (4.1.30.10-40)</a>.</p>
4.	1-20.27	Government grants related to assets that have been deducted from the cost of the assets are recognised in profit or loss as a reduced depreciation expense.
	1-20.27, 29	Government grants may be presented either as 'other income', or a reduction against depreciation expense (for asset-related grants) or deducted against related expense (for income-related grants).
	1-20.39(c)	An entity discloses any unfulfilled conditions and other contingencies with respect to government assistance that has been recognised.

Reference

# Notes to the financial statements

## 23. Revenue (continued)

### Transaction price allocated to the remaining performance obligations<sup>1</sup>

15.120(b)(i)

The following table includes revenue expected to be recognised in the future related to performance obligations that are unsatisfied (or partially satisfied) at the reporting date.

Group				
31 December 2022.	2023 <sup>2</sup> \$'000	2024 <sup>2</sup> \$'000	2025 <sup>2</sup> \$'000	Total \$'000
Forestry services	1,620	850	420	2,890
Construction of storage units and warehouses	330	130	-	460
Furniture manufacturing	50	-	-	50
31 December 2021	2022 <sup>2</sup> \$'000	2023 <sup>2</sup> \$'000	2024 <sup>2</sup> \$'000	Total \$'000
Forestry services	1,433	765	378	2,576
Construction of storage units and warehouses	352	117	-	469
Furniture manufacturing	15	-	-	15

15.122

Variable consideration that is constrained and therefore not included in the transaction price is excluded from the amount presented above.

15.121, B16

The Group applies the practical expedient in paragraph 121 of SFRS(I) 15 and does not disclose information about its remaining performance obligations if:

- the performance obligation is part of a contract that has an original expected duration of one year or less; or
- the Group has a right to invoice a customer in an amount that corresponds directly with its performance to date, then it recognises revenue in that amount.

1-1.97

## 24. Other income<sup>3</sup>

1-41.40

1-40.76(d)

1-20.29

1-1.98(c)

	Note	Group 2022 \$'000	2021 \$'000 Restated*
Change in fair value of biological assets	6	576	(71)
Net increase in value of biological assets due to births/deaths	6	11	15
Change in fair value of investment property	7	20	60
Government grants <sup>4</sup>		238	-
Net gain on sale of property, plant and equipment		26	100
Rental income from property sublease	33	150	90
		<b>1,021</b>	<b>194</b>

\* See note 2.5.



Note Reference Explanatory note

1.	1-1.87	<p>An entity shall not present any items of income and expense as extraordinary items, either in the statement of profit or loss or in the notes. The nature and amounts of material items are disclosed as a separate line item in the statement of profit or loss or in the notes. This issue is discussed in <a href="#">Insights into IFRS (4.1.110.10)</a>.</p> <p>There is no guidance in SFRS(I) on how specific expenses are allocated to functions. An entity establishes its own definitions of functions. In our view, cost of sales includes only expenses directly or indirectly attributable to the production process. Only expenses that cannot be allocated to a specific function are classified as 'other expenses'. This issue is discussed in <a href="#">Insights into IFRS (4.1.30.10-40)</a>.</p>
2.	1-36.126	<p>If an entity classifies expenses based on their function, then any loss is allocated to the appropriate function. In our view, in the rare case that an impairment loss cannot be allocated to a function, then it should be included in other expenses as a separate line item if significant (e.g. impairment of goodwill), with additional information given in a note. This issue is discussed in <a href="#">Insights into IFRS (3.10.410.20)</a>.</p>
3.		<p>There is no guidance in SFRS(I) as to what is included in 'finance income' and 'finance costs'. An entity discloses as part of its accounting policies which items constitute 'finance income' and 'finance costs'; see accounting policy in note 3.16 of these illustrative financial statements. This issue is discussed in <a href="#">Insights into IFRS (7.10.70.37)</a>.</p>
4.	7.20(b) 1-1.97	<p>Under paragraph 20(b) of SFRS(I) 7, an entity is required to disclose the total interest income (calculated using the effective interest method) for financial assets that are measured at amortised cost or at FVOCI – showing these amounts separately. The Group has disaggregated total interest income calculated under the effective interest method for each type of financial asset category. An entity is required to disclose separately any material items of income, expense and gains and losses arising from financial assets and financial liabilities.</p>
5.	1-32.40 7.IG13	<p>Interest on lease liabilities and dividends classified as an expense may be presented in the statement of profit or loss either with interest on other liabilities or as a separate item. If there are differences between interest and dividends with respect to matters such as tax deductibility, then it is desirable to disclose them separately in the statement of profit or loss.</p>
6.	7.28	<p>An entity discloses the following in respect of any 'day one' gain or loss:</p> <ul style="list-style-type: none"> <li>• an accounting policy; and</li> <li>• the aggregate difference still to be recognised in profit or loss, and a reconciliation between the opening and closing balance thereof.</li> </ul>

## Notes to the financial statements

## 25. Other expenses<sup>1</sup>

		Note	Group 2022 \$'000	2021 \$'000
	Impairment loss on goodwill <sup>2</sup>	5	116	-
5.41(c)	Impairment loss on remeasurement of disposal group	11	25	-
	Settlement of pre-existing relationship with acquiree	32	326	-
1-1.87	Flood-related expenses		359	-
			826	

A wholly-owned subsidiary incurred expenses amounting to \$359,000 (2021: nil) due to a flood (note 6).

The expenses relate to the survey of facilities and the removal of damaged items.

## 26. Finance income and finance costs<sup>3</sup>

			Group	
	Note		2022 \$'000	2021 \$'000
		Interest income under the effective interest method on: <sup>4</sup>		
7.20(b)		- Debt investments – at FVOCI	34	27
7.20(b)		- Debt investments – at amortised cost	170	122
7.20(b)		- Cash and cash equivalents	2	1
16.90 (a) (ii)		Interest income on lease receivable	2	1
7.20(b)		<b>Total interest income arising from financial assets measured at amortised cost or FVOCI</b>	208	151
3.B64(p)(ii)	32	Remeasurement to fair value of pre-existing interest in acquiree	70	-
		Dividend income:		
7.11A(d)		- Equity investments – at FVOCI – investment held at the reporting date	26	32
7.20(a)(viii)		Debt investments – FVOCI		
		- Gain on derecognition reclassified from OCI	64	-
7.20(a)(i)		Financial assets at FVTPL – net change in fair value:		
		- Mandatorily measured at FVTPL – held-for-trading	74	-
		- Mandatorily measured at FVTPL – other	508	286
7.24C(b)		Cash flow hedges – gains reclassified from OCI including costs of hedging reserve	-	2
7.24C(b)(ii)		Cash flow hedges - Ineffective portion of changes in fair value	79	22
		<b>Finance income</b>	<b>1,029</b>	<b>493</b>
1-1.82(ba)		Impairment loss on debt investments	(59)	(39)
7.20(b), 7.IG13, 16.49		Financial liabilities not measured at FVTPL – interest expense <sup>5</sup>	(1,239)	(1,299)
1-21.52(a)		Net foreign exchange loss	(131)	(254)
7.24C(b)		Cash flow hedges		
		- Reclassified from OCI including costs of hedging reserve	(61)	(24)
7.20(a)(i)		Net change in fair value of financial assets:		
		- Mandatorily measured at FVTPL – held for trading	-	(19)
		- Others	-	(22)
7.20(a)(i)	32	Change in fair value of contingent consideration	(20)	-
1-37.84(e)	20	Unwind of discount on site restoration provision	(60)	-
7.24C(b)(ii)		Cash flow hedges - Ineffective portion of changes in fair value	(4)	(2)
7.24C(b)(ii)		Net investment hedge – ineffective portion of changes in fair value	(1)	-
		<b>Finance costs<sup>6</sup></b>	<b>(1,575)</b>	<b>(1,659)</b>
		<b>Net finance costs recognised in profit or loss</b>	<b>(546)</b>	<b>(1,166)</b>

Note Reference Explanatory note

1.	1-1.104  1-1.97	An entity classifying expenses by function discloses additional information on the nature of expenses, including depreciation and amortisation expense and employee benefits expense.  When items of income or expense are material, an entity shall disclose their nature and amount separately.
2.	SGX 1207(6)(a)	This requirement is only applicable to companies listed on the SGX. There is no requirement for non-listed companies to disclose auditors' remuneration.  The aggregate amount of fees paid to the auditors, broken down into audit and non-audit services, is required. If no audit or non-audit fees are paid, a nil statement is required.  Where KPMG LLP is the auditor, audit and non-audit fees paid or payable to KPMG LLP, KPMG Advisory Services Pte. Ltd., KPMG Services Pte. Ltd., KPMG Consulting Pte. Ltd. and KPMG Corporate Finance Pte Ltd should be included.
3.	16.53(a)	Depreciation and amortisation expenses include the depreciation of the right-of-use assets.
4.	2.IG19	The Group has included the remeasurement of the liability in relation to its cash-settled share-based payment arrangement in 'employee benefits expense'. Alternatively, in our view an entity may include the amount in 'finance income' or 'finance costs'. This issue is discussed in <a href="#">Insights into IFRS (4.5.970.20)</a> .
5.	1-10.21,22(h)  1-12.81(d), 88	In the event that changes in tax rates or tax laws enacted or announced after the reporting period have a significant effect on current and deferred tax assets and liabilities, an entity discloses the nature of the event and an estimate of its financial effect, or a statement that such an estimate cannot be made.  An illustration of such disclosure is provided below: In December 2022, a new corporate tax law was enacted in [Country X]. Consequently, as of 1 July 2023, the corporate tax rate in [Country X] will be reduced from 30% to 29%. This change resulted in a gain of \$15,000 related to the re-measurement of deferred tax assets and liabilities of the Group's [Country X] subsidiary, being recognised during the year ended 31 December 2022. In addition, on 23 March 2023, an increase in [Country Y] corporate tax rate from 25% to 30% was substantively enacted, effective from 1 January 2024. This increase does not affect the amounts of current or deferred income taxes recognised at 31 December 2022. However, this change will increase the Group's future current tax charge accordingly. If the new tax rate was applied to calculate taxable temporary differences and tax losses recognised as at 31 December 2022, the net deferred tax assets would increase by \$27,000.
6.		The Group has allocated the entire amount of current income tax related to cash contributions to funded post-employment benefit plans to profit or loss because the cash contributions relate primarily to service costs. In our view, the allocation of the current income tax effect to profit or loss and OCI should reflect the nature of the cash contribution, unless it is impracticable to identify whether the cost to which the funding relates affects profit or loss or OCI. We believe that a number of allocation approaches are acceptable if the nature of the cash contribution is unclear. This issue is discussed in <a href="#">Insights into IFRS (3.13.580.20 - 80)</a> .
7.	1-12.80(h)	An entity discloses separately the amount of tax expense (income) related to those changes in accounting policies and errors that are included in the determination of profit or loss in accordance with SFRS(I) 1-8 because they cannot be accounted for retrospectively.
8.		Although it is not specifically required, the Group has disclosed the share of tax of equity-accounted investees. This disclosure is provided for illustrative purposes only.

Reference

# Notes to the financial statements

## 27. Profit for the year<sup>1</sup>

The following items have been included in arriving at profit for the year:

			Group	
		Note	2022 \$'000	2021 \$'000 Restated
SGX 1207(6)(a)	Audit fees <sup>2</sup> paid to:			
	- auditors of the Company		870	820
	- other auditors		570	530
SGX 1207(6)(a)	Non-audit fees <sup>2</sup> paid to:			
	- auditors of the Company		390	350
	- other auditors		80	56
1-24.18	Professional fee paid to a firm in which a director is a member		51	50
1-2.36(d)	Changes in inventories of finished goods and work in progress		(1,259)	450
1-2.36(d)	Raw materials and consumables used		34,635	35,146
1-1.104	Depreciation and amortisation expense <sup>1, 3</sup>	4, 5	5,786	5,917
	(Reversal of) impairment of property, plant and equipment and intangible assets		(377)	1,408
1-1.104	Employee benefits expense (see below) <sup>1</sup>	4, 5	22,223	19,513
1-40.75(ff)(ii)	Operating expenses arising from rental of investment properties	7	245	85
	<b>Employee benefits expense<sup>1</sup></b>			
	Salaries, bonuses and other costs		18,311	16,221
1-19.53	Contributions to defined contribution plans		1,923	1,686
	Termination benefits	20	350	450
	Expenses related to defined benefits plan	17	444	526
2.51(a)	Equity-settled share-based payment transactions	18	755	250
2.51(a)	Cash-settled share-based payment transactions <sup>4</sup>	18	440	380
			<b>22,223</b>	<b>19,513</b>

\* See note 2.5.

## 28. Tax expense<sup>5</sup>

			Group	
			2022 \$'000	2021 \$'000 Restated
	<b>Tax recognised in profit or loss<sup>6</sup></b>			
	<b>Current tax expense<sup>6</sup></b>			
1-12.80(a)	Current year		1,016	1,352
1-12.80(b)	Changes in estimates related to prior years		97	(34)
			<b>1,113</b>	<b>1,318</b>
	<b>Deferred tax expense<sup>7</sup></b>			
1-12.80(c)	Origination and reversal of temporary differences		2,321	717
1-12.80(ff)	Change in unrecognised deductible temporary differences		(13)	5
1-12.80(ff)	Recognition of tax effect of previously unrecognised tax losses		(50)	(240)
			<b>2,258</b>	<b>482</b>
	Tax expense on continuing operations		<b>3,371</b>	<b>1,800</b>

\* See notes 2.5 and 29.

1-12.81(h)(i)-(ii) Tax expense on continuing operations excludes the Group's share of the tax expense of equity-accounted investees<sup>8</sup> of \$251,000 (2021: \$316,000), which has been included in 'share of profit of equity-accounted investees, net of tax' in the statement of profit or loss. The amount also excludes the tax income from discontinued operation of \$25,000 (2021: \$44,000) and the tax expense on the gain on sale of discontinued operation of \$330,000 (2021: nil); both of these have been included in 'profit (loss) from discontinued operation, net of tax' in the statement of profit or loss (see note 29).

Note *Reference* **Explanatory note**

<b>1.</b>	<i>1-1.90</i>	An entity discloses the amount of tax related to each component in OCI, either in the statement of comprehensive income, or in the notes. In these illustrative financial statements, tax related to each component in OCI is presented in the notes.
-----------	---------------	---

Reference

# Notes to the financial statements

## 28. Tax expense (continued)

1-12.81(ab)

### Tax recognised in OCI<sup>1</sup>

For the year ended 31 December

		Group					
		2022			2021		
		Before tax	Tax (expense) benefit	Net of tax	Before tax	Tax (expense) benefit	Net of tax
		\$'000	\$'000	\$'000	\$'000	\$'000	\$'000
<b>Items that will not be reclassified to profit or loss</b>							
1-1.90	Revaluation of property, plant	200	(66)	134	-	-	-
1-1.90	Remeasurements of defined benefit liability (asset)	72	(24)	48	(15)	5	(10)
1-1.90	Equity investments at FVOCI – net change in fair value	163	(54)	109	2	-	2
1-1.90	Equity-accounted investees – share of OCI	2	-	2	-	-	-
		437	(144)	293	(13)	5	(8)
<b>Items that are or may be reclassified to profit or loss</b>							
1-1.90	Net investment hedge	(3)	-	(3)	(8)	-	(8)
1-1.90	Foreign operations – foreign currency translation differences	500	-	500	330	-	330
1-1.90	Reclassification of foreign currency differences on loss of significant influence	(20)	-	(20)	-	-	-
1-1.90	Equity-accounted investees – share of OCI	19	-	19	-	-	-
1-1.90	Cash flow hedges reserve:						
	Effective portion of changes in fair value	(68)	21	(47)	77	(26)	51
	Net amount reclassified to profit or loss	(31)	10	(21)	(11)	4	(7)
1-1.90	Cost of hedging reserve:						
	Net change in fair value	18	(5)	13	15	(3)	12
	Net amount reclassified to profit or loss	(18)	5	(13)	(8)	3	(5)
	Debt investments at FVOCI:						
	Net change in fair value	36	(13)	23	92	(31)	61
	Net amount reclassified to profit or loss	(64)	22	(42)	-	-	-
		369	40	409	487	(53)	434
		806	(104)	702	474	(48)	426

Note Reference Explanatory note

1.	1-12.85	The reconciliation of the effective tax rate is based on an applicable tax rate that provides the most meaningful information to users. In these illustrative financial statements, the reconciliation is based on the entity's domestic tax rate, with a reconciling item in respect of tax rates applied by the Group entities in other jurisdictions. However, in some cases it might be more meaningful to aggregate separate reconciliations prepared using the domestic tax rate in each individual jurisdiction.
	1-12.81(c)	An entity explains the relationship between tax expense (income) and accounting profits in either or both a numerical reconciliation between total tax expense and the product of accounting profit multiplied by the applicable tax rates, or a numerical reconciliation between the average effective tax rate and the applicable tax rate. In these illustrative financial statements, only a numerical reconciliation has been disclosed.
2.		In these illustrative financial statements, total tax expense for the purpose of reconciliation of the effective tax rate excludes tax in respect of discontinued operations but includes tax expense of equity-accounted investees. A different presentation of the reconciliation that includes tax expense of equity-accounted investees and of discontinued operations is also possible.
3.	5.35	The nature and amount of any adjustments related to the disposal of discontinued operations in prior periods are classified and disclosed separately.
4.		Although it is not specifically required by SFRS(I) 1-12 until changes to the tax legislation are enacted, substantively enacted or announced, groups that expect to be subject to the global minimum top-up tax may determine that information about its impact is relevant to a user's understanding of the entity's financial position and financial performance. The nature of the disclosures – i.e. quantitative or qualitative – and the level of detail would depend on the progress of the tax legislative process in the specific jurisdictions and the group's assessment of the potential impacts. For further information, see our <a href="#">web article: Global minimum top-up tax under BEPS 2.0.</a>
5.		The OECD's draft legislative framework for the global minimum tax applies to multinational enterprise groups with a total consolidated group revenue of €750 million or more in at least two of the four preceding years, although jurisdictions may introduce a lower threshold. Therefore, the Group may be subject to this global minimum tax depending on the final enacted legislation. In addition, although at the date of publication of this guide it is assumed that none of the jurisdictions in which the Group operates had enacted or substantively enacted the tax legislation related to the top-up at the date of publication of the Group's financial statements, this may not be the case. This disclosure is provided for illustrative purposes only.
6.	5.35	It is noted that for the purposes of the top-up tax, if a single jurisdiction in which the group operates enacts or substantively enacts changes to its tax laws, then the entire group may be impacted regardless of whether a similar tax law has been enacted or substantively enacted in the jurisdiction of the ultimate parent. An entity needs to monitor the progress of the legislative process in each jurisdiction in which it operates to determine whether and when it may become subject to the top-up tax.

Reference

# Notes to the financial statements

## 28. Tax expense (continued)

1-12.81(c)

### Reconciliation of effective tax rate<sup>1, 2</sup>

	Group	
	2022 \$'000	2021 \$'000 Restated
Profit before tax from continuing operations	10,929	6,178
Tax using the Singapore tax rate of 17% (2021: 17%)	1,858	1,050
Effect of tax rates in foreign jurisdictions	1,604	1,007
Effects of results of equity-accounted investees presented net of tax	(92)	(120)
Non-deductible expenses	175	106
Tax-exempt income	(79)	(70)
Tax incentives	(144)	(31)
Recognition of tax effect of previously unrecognised tax losses	(50)	(240)
Current-year losses for which no deferred tax asset is recognised	15	127
Change in unrecognised temporary differences	(13)	5
Changes in estimates related to prior years	97	(34)
	3,371	1,800

\* See notes 2.5 and 29.

### Global minimum tax<sup>4,5,6</sup>

1-1.17(c)

To address concerns about uneven profit distribution and tax contributions of large multinational corporations, various agreements have been reached at the global level, including an agreement by over 135 jurisdictions to introduce a global minimum tax rate of 15%. In December 2021, the Organisation for Economic Co-operation and Development (OECD) released a draft legislative framework, followed by detailed guidance released in March 2022, that is expected to be used by individual jurisdictions that signed the agreement to amend their local tax laws. Once changes to the tax laws in any jurisdiction in which the Group operates are enacted or substantively enacted, the Group may be liable to the top-up tax. The Group may be potentially subject to the top-up tax because it has a subsidiary in [Country F] where the statutory tax rate is 10% and a subsidiary in [Country G] that receives government support through additional tax deductions reducing its effective tax rate to below 15%.

At the date when the financial statements were authorised for issue, none of the jurisdictions in which the Group operates had enacted or substantively enacted the tax legislation related to the top-up tax. Management is closely monitoring the progress of the legislative process in each jurisdiction the Group operates in. At 31 December 2022, the Group did not have sufficient information to determine the potential quantitative impact.

## 29. Discontinued operation<sup>3</sup>

5.30, 41(a),  
(b), (d)

In May 2022, the Group sold its entire Packaging segment (see note 31). The segment was not previously presented as a discontinued operation or classified as held for sale as at 31 December 2021. Thus, the comparative statement of profit or loss has been re-presented to show the discontinued operation separately from continuing operations.

Management committed to a plan to sell this segment early in 2022 following a strategic decision to place greater focus on the Group's key competencies i.e. the manufacture of paper used in the printing industry, forestry and manufacture of timber products.



Note Reference Explanatory note

1.		In our view, considering that SFRS(I) 5 does not specify how the elimination should be attributed to continuing and discontinued operations (see <a href="#">note 31</a> ), an entity may present transactions between the continuing and discontinued operations in a way that reflects the continuance of those transactions, when that is useful to the users of the financial statements. It may be appropriate to present additional disclosure either on the face of the statement of profit or loss or in the notes. In our experience, if the additional disclosure is provided in the statement of profit or loss, then judgement may be required whether the disaggregated information should be presented as part of the statement itself or as an additional disclosure alongside the totals in that statement. Clear disclosure of the approach taken to the elimination of intra-group transactions will be relevant, including an explanation of any additional analysis of discontinued operations in the notes to the statement of profit or loss. This issue is discussed in <a href="#">Insights into IFRS (5.4.230.40)</a> .
2.	5.33(b)	This information is not required to be presented for a newly acquired subsidiary that is classified on acquisition as a disposal group held for sale.
3.	1-33.68	The Group has elected to present basic and diluted earnings per share for the discontinued operation in the notes. Alternatively, basic and diluted EPS for the discontinued operation may be presented in the statement of profit or loss.
4.	1-7.10, 5.33(c)	<p>In our view there are numerous ways in which requirements of SFRS(I) 5 and SFRS(I) 1-7 regarding cash flow presentation may be met. The Group has elected to present:</p> <ul style="list-style-type: none"> <li>• a statement of cash flows that includes an analysis of all cash flows in total – i.e. including both continuing and discontinued operations; and</li> <li>• amounts related to discontinued operations by operating, investing and financing activities in the notes.</li> </ul> <p>Alternatively, cash flows attributable to the operating, investing and financing activities of discontinued operations can be presented separately in the statement of cash flows. This issue is discussed in <a href="#">Insights into IFRS (5.4.220.50)</a>.</p> <p>This information need not be presented for a newly acquired subsidiary that is classified on acquisition as a disposal group held for sale.</p>

## 29. Discontinued operation (continued)

To achieve this presentation, management has eliminated from the results of the discontinued operation the inter-segment sales (and costs thereof, less unrealised profits) made prior to its disposal. Because purchases from the discontinued operation will continue subsequent to the disposal, inter-segment purchases made by the continuing operations prior to the disposal are retained in continuing operations.

5.33(d) The profit from discontinued operation of \$379,000 (2021: loss of \$422,000) is attributable entirely to the owners of the Company. Of the profit from continuing operations of \$7,558,000 (2021: \$4,378,000), an amount of \$7,034,000 is attributable to the owners of the Company (2021: \$4,159,000).

Note *Reference* **Explanatory note**

<b>1.</b>	<i>1-33.64</i>	When earnings per share calculations reflect changes in the number of shares due to events that happened after the reporting date, an entity discloses that fact.
<b>2.</b>		There is no requirement to disclose a reconciliation of the weighted-average number of ordinary shares at the end of the period to the number at the beginning of the period in SFRS(I) 1-33. This information is provided for illustration purposes only.

Reference

# Notes to the financial statements

## 29. Discontinued operation (continued)

### 1-7.40(d) Effect of disposal on the financial position of the Group

	Note	Group 2022 \$'000
Property, plant and equipment		(7,986)
Inventories		(134)
Trade and other receivables		(3,955)
Cash and cash equivalents		(110)
Deferred tax liabilities	10	110
Trade and other payables		1,921
Net assets and liabilities		(10,154)
Consideration received, satisfied in cash		11,000
Cash and cash equivalents disposed of		(110)
Net cash inflow		10,890

## 30. Earnings per share<sup>1</sup>

### Basic earnings per share

The calculation of basic earnings per share has been based on the following profit attributable to ordinary shareholders and weighted-average number of ordinary shares outstanding.

### 1-33.70(a) Profit (loss) attributable to ordinary shareholders

	Group			Group		
	Continuing operations \$'000	2022 Discontinued operation \$'000	Total \$'000	Continuing operations \$'000 Restated*	2021 Discontinued operation \$'000 Restated*	Total \$'000 Restated*
Profit (loss) for the year, attributable to the owners of the Company	7,034	379	7,413	4,159	(422)	3,737
Dividends on non-redeemable preference shares	(438)	-	(438)	(438)	-	(438)
Profit (loss) attributable to ordinary shareholders	6,596	379	6,975	3,721	(422)	3,299

\* See notes 2.5 and 29.

### Weighted-average number of ordinary shares<sup>2</sup>

	Note	Group 2022 '000	Group 2021 '000
Issued ordinary shares at 1 January	15	3,100	3,100
Effect of own shares held		(27)	(21)
Effect of shares issued related to a business combination		6	-
Effect of shares issued in October 2022		23	-
Effect of share options exercised		3	-
Weighted-average number of ordinary shares during the year		3,105	3,079

Note Reference Explanatory note

1.	1-33.73	If an entity discloses, in addition to basic and diluted earnings per share, per share amounts using a reported component of profit other than profit or loss for the period attributable to ordinary shareholders, such amounts are calculated using the weighted-average number of ordinary shares determined in accordance with SFRS(I) 1-33.
	1-33.73	If a component of profit is used that is not reported as a line item in the statement of profit or loss, then an entity presents a reconciliation between the component used and a line item that is reported in the statement of profit or loss.
2.		In our view, this reconciliation is not required if basic and diluted earnings per share are equal. This issue is discussed in <a href="#">Insights into IFRS (5.3.560.30)</a> .
3.		In our view, the method used to determine the average market price for ordinary shares should be disclosed in the notes. This issue is discussed in <a href="#">Insights into IFRS (5.3.270.80)</a> .

Reference

# Notes to the financial statements

## 30. Earnings per share (continued)

### Diluted earnings per share

The calculation of diluted earnings per share has been based on the following profit attributable to ordinary shareholders and weighted-average number of ordinary shares outstanding after adjustment for the effects of all dilutive potential ordinary shares.

1-33.70(a)

### Profit (loss) attributable to ordinary shareholders (diluted)<sup>1</sup>

	Group					
	Continuing operations \$'000	2022 Discontinued operation \$'000	Total \$'000	Continuing operations \$'000 Restated*	2021 Discontinued operation \$'000 Restated*	Total \$'000 Restated*
Profit (loss) attributable to ordinary shareholders (basic)	6,596	379	6,975	3,721	(422)	3,299
Interest expense on convertible notes, net of tax	62	-	62	-	-	-
Profit (loss) attributable to ordinary shareholders (diluted)	6,658	379	7,037	3,721	(422)	3,299

\* See notes 2.5 and 29.

1-33.70(b)

### Weighted-average number of ordinary shares (diluted)<sup>2</sup>

	Note	Group	
		2022 '000	2021 '000
Weighted-average number of ordinary shares (basic)		3,105	3,079
Effect of conversion of convertible notes	16	187	-
Effect of share options on issue		47	18
Weighted-average number of ordinary shares (diluted) during the year		3,339	3,097

1-33.70(c)

At 31 December 2022, 35,000 options (2021: 44,000) were excluded from the diluted weighted-average number of ordinary shares calculation as their effect would have been anti-dilutive.

The average market value of the Company's shares for purposes of calculating the dilutive effect of share options was based on quoted market prices for the period during which the options were outstanding.<sup>3</sup>

Note Reference Explanatory note

1.	8.2	<p>SFRS(I) 8 applies to entities:</p> <ul style="list-style-type: none"> <li>• whose debt or equity instruments are traded in a public market; or</li> <li>• that file, or are in the process of filing, their financial statements with a securities commission or other regulatory organisation to issue any class of instruments in a public market.</li> </ul>
2.	8.IN13, 27, 28	<p>Underlying SFRS(I) 8 is a ‘management approach’ to reporting the financial performance of operating segments, in which an entity presents segment information that is consistent with that reviewed by an entity’s chief operating decision maker (CODM). This means that segment information disclosed in the financial statements will not be in accordance with SFRS(I) if this is how the information reported to the CODM is prepared.</p> <p>To help users understand the segment information presented, SFRS(I) 8 requires an entity to disclose:</p> <ul style="list-style-type: none"> <li>• information about the measurement basis adopted, such as the nature and effects of any differences between the measurements used in reporting segment information and those used in the entity’s financial statements, and the nature and effect of any asymmetrical allocations to reportable segments; and</li> <li>• reconciliations of segment information to the corresponding amounts in the entity’s SFRS(I) financial statements.</li> </ul> <p>In these illustrative financial statements, because the Group’s segment information on the basis of internal measures is consistent with the amounts according to SFRS(I), the reconciling items are generally limited to items that are not allocated to reportable segments, as opposed to a difference in the basis of preparation of the information.</p>
3.	8.22(aa)	<p>Where management had aggregated operating segments, the entity discloses:</p> <ul style="list-style-type: none"> <li>• a brief description of the operating segments that have been aggregated; and</li> <li>• the economic indicators that have been assessed in determining that the aggregated operating segments share similar economic characteristics.</li> </ul> <p>In these illustrative financial statements, it is assumed that management had not aggregated any operating segments.</p>
4.		See explanatory note 5 on page 314.
5.		See explanatory note 1 on page 314.

Reference

# Notes to the financial statements

## 31. Operating segments<sup>1, 2, 3, 4, 5</sup>

8.20-22

The Group has the following six strategic divisions, which are its reportable segments. These divisions offer different products and services, and are managed separately because they require different technology and marketing strategies. The Group's CEO (the chief operating decision maker) reviews internal management reports of each division at least quarterly. The following summary describes the operations in each of the Group's reportable segments:

- *Standard Papers*. Includes purchasing, manufacturing and distributing pulp and paper. Part of this segment is presented as a disposal group held for sale (see [note 11](#)).
- *Recycled Papers*. Includes purchasing, recycling and distributing pulp and paper. Part of this segment was distributed to owners of the Company in June 2022 (see [note 15](#)).
- *Packaging*. Includes designing and manufacturing packaging materials; this segment was sold in May 2022 (see [note 29](#)).
- *Forestry*. Includes cultivating and managing forest resources as well as related services.
- *Timber Products*. Includes manufacturing and distributing softwood lumber, plywood, veneer, composite panels, engineered lumber, raw materials and building materials.
- *Research and Development*. Includes research and development activities.

1-41.46(a)

8.16,

1-41.46(a)

Other operations include the cultivation and sale of farm animals, the construction of storage units and warehouses, rental of investment property, the manufacture of furniture and related parts, and the Group's service concession arrangement. None of these segments meets any of the quantitative thresholds for determining reportable segments in 2022 or 2021.

8.27(a)

There are varying levels of integration between the Forestry and Timber Products reportable segments, and the Standard Papers and Recycled Papers reportable segments. This integration includes transfers of raw materials and shared distribution services, respectively. Inter-segment pricing is determined on an arm's length basis.

8.27

Information regarding the results of each reportable segment is included below. Performance is measured based on segment profit (loss) before tax, as included in the internal management reports that are reviewed by the Group's CEO. Segment profit (loss) is used to measure performance as management believes that such information is the most relevant in evaluating the results of certain segments relative to other entities that operate within these industries.



Note Reference Explanatory note

1.		<p>SFRS(I) 8 does not specify the disclosure requirements for a discontinued operation; nevertheless, if the CODM regularly reviews the financial results of the discontinued operation (e.g. until the discontinuance is completed) and the definition of an operating segment is otherwise met, then an entity may need to disclose such information to meet the core principle of SFRS(I) 8. This will depend on the entity's specific facts and circumstances.</p> <p>In these illustrative financial statements, the operations of the Packaging segment were reviewed by the CODM until the discontinuance was completed; therefore, it is presented as a reportable segment.</p>
2.	8.32	<p>As part of the required 'entity-wide disclosures', an entity discloses revenue from external customers for each product and service, or each group of similar products and services, regardless of whether the information is used by the CODM in assessing segment performance. Such disclosure is based on the financial information used to produce the entity's financial statements.</p>
	8.1G5	<p>In these illustrative financial statements, because the Group's reportable segments are based on different products and services, and the segment information has been prepared in accordance with SFRS(I), no additional disclosures of revenue information about products and services are required as they are provided already in the overall table of information about reportable segments.</p>
3.	8.23	<p>An entity presents interest revenue separately from interest expense for each reportable segment unless a majority of the segment's revenues are from interest, and the CODM relies primarily on net interest revenue to assess the performance of the segment and to make decisions about resources to be allocated to the segment. In that situation, an entity may report that segment's interest revenue net of interest expense, and disclose that it has done so.</p>
4.	8.23	<p>SFRS(I) 8 requires a measure of segment assets and segment liabilities to be disclosed only if the amounts are regularly provided to the CODM.</p>
5.	8.23	<p>An entity discloses:</p> <ul style="list-style-type: none"> <li>• a measure of profit or loss for each reportable segment;</li> <li>• a measure of assets and/or liabilities for each reportable segment if such amounts are provided regularly to the entity's CODM; and</li> <li>• the following about each reportable segment if the specified amounts are included in the measure of profit or loss reviewed by the CODM or are otherwise provided regularly to the CODM, even if they are not included in that measure of segment profit or loss: <ul style="list-style-type: none"> <li>– revenues from external customers;</li> <li>– revenues from transactions with other operating segments of the same entity;</li> <li>– interest revenue;</li> <li>– interest expense;</li> <li>– depreciation and amortisation;</li> <li>– material items of income and expense disclosed in accordance with paragraph 97 of SFRS(I) 1-1;</li> <li>– the entity's interest in the profit or loss of associates and joint ventures accounted for by the equity method;</li> <li>– tax expense or income; and</li> <li>– material non-cash items other than depreciation and amortisation.</li> </ul> </li> </ul>

Reference

# Notes to the financial statements

## 31. Operating segments (continued)

### Information about reportable segments<sup>5</sup>

Group*		Standard Papers		Recycled Papers		Packaging <sup>1</sup> (Discontinued)**		Forestry		Timber Products		Research and Development		Others		Total	
		2022	2021	2022	2021	2022	2021	2022	2021	2022	2021	2022	2021	2022	2021	2022	2021
		\$'000	\$'000 Restated*	\$'000	\$'000 Restated*	\$'000	\$'000 Restated*	\$'000	\$'000 Restated*	\$'000	\$'000 Restated*	\$'000	\$'000 Restated*	\$'000	\$'000 Restated*	\$'000	\$'000 Restated*
8.23(a), 32	External revenues <sup>2</sup>	64,118	67,092	27,311	22,060	7,543	23,193	3,967	3,646	2,700	2,985	-	-	2,064	853	107,703	119,829
8.23(b)	Inter-segment revenue	-	-	317	323	940	2,385	2,681	2,876	1,845	2,173	875	994	891	765	7,549	9,516
8.23(c)	Interest income <sup>3</sup>	116	103	46	29	-	-	48	32	10	7	-	-	28	7	248	178
8.23(d)	Interest expense <sup>3</sup>	(534)	(586)	(322)	(362)	-	-	(319)	(308)	(76)	(63)	-	-	(28)	(7)	(1,279)	(1,326)
8.23(e)	Depreciation and amortisation	(1,949)	(2,130)	(1,487)	(1,276)	(623)	(1,250)	(1,069)	(696)	(233)	(201)	(189)	(165)	(236)	(199)	(5,786)	(5,917)
8.21(b), 23	Segment profit (loss) before tax	6,627	4,106	3,039	1,664	(162)	(466)	1,138	858	(263)	1,280	101	67	771	195	11,251	7,704
8.23(g)	Share of profit of equity-accounted investees	541	708	-	-	-	-	-	-	-	-	-	-	-	-	541	708
8.23(f), (i)	Other material items of income and expense and non-cash items:																
	- Change in fair value of biological assets	-	-	-	-	-	-	407	(86)	-	-	-	-	169	15	576	(71)
	- Government grants	-	-	-	-	-	-	200	-	-	-	-	-	38	-	238	-
	- Settlement of pre-existing relationship with acquiree	-	-	-	-	-	-	-	-	(326)	-	-	-	-	-	(326)	-
	- Flood-related expenses	-	-	-	-	-	-	(359)	-	-	-	-	-	-	-	(359)	-
	- Other material items of income (expenses) <sup>@</sup>	(25)	-	-	-	-	-	-	-	-	-	-	-	196	250	171	250
1-36.129(a), 130(d)(ii)	- Impairment losses on property, plant and equipment, intangible assets and goodwill	-	(1,408)	-	-	-	-	-	-	(116)	-	-	-	-	-	(116)	(1,408)
1-36.129(b), 130(d)(iii)	- Reversal of impairment losses on property, plant and equipment and intangible assets	493	-	-	-	-	-	-	-	-	-	-	-	-	-	493	-
1-36.129(a), 130(d)(ii)	- Impairment losses on trade receivables and contract assets	(91)	(20)	(60)	(10)	(11)	(3)	-	-	-	-	-	-	-	-	(162)	(33)
8.21(b)	Reportable segment assets <sup>4</sup>	40,385	25,269	3,286	18,339	-	13,250	18,892	14,862	4,521	3,664	2,323	1,946	7,398	3,683	76,805	81,013
8.24(a)	Equity-accounted investees	7,180	3,638	-	-	-	-	-	-	-	-	-	-	-	-	7,180	3,638
8.24(b)	Capital expenditure	8,492	1,136	5,365	296	-	127	1,158	722	545	369	1,203	123	560	150	17,323	2,923
8.21(b)	Reportable segment liabilities <sup>4</sup>	41,815	28,329	4,941	12,316	-	2,959	5,769	7,097	1,236	1,456	169	158	237	454	54,167	52,769

\* The comparative information is restated on account of a change in accounting policy for investment property (see note 2.5).

\*\* See note 29.

@ Other material items of income (expenses) relate to various items as detailed in note 24 and 25.

Note *Reference* **Explanatory note**

<b>1.</b>	<i>8.28</i>	An entity can also meet the reconciliation requirements of SFRS(I) 8 by inserting two extra columns in the table illustrated on page 317, referred to as ‘eliminations’ and ‘total consolidated’, with material reconciliation items explained in a footnote to the table. In these illustrative financial statements, the reconciliations are illustrated in separate tables.
<b>2.</b>	<i>8.28(c), (d)</i>	An entity provides reconciliations of the total of the reportable segments’ assets and liabilities to the entity’s assets and liabilities if the segment assets and liabilities are regularly provided to the entity’s CODM.

Reference

# Notes to the financial statements

## 31. Operating segments (continued)

Reconciliations of reportable segment revenues, profit or loss, assets and liabilities and other material items to SFRS(I) measures<sup>1</sup>

	2022 \$'000	2021 \$'000 Restated*
<b>8.28(a) Revenues</b>		
Total revenue for reportable segments	112,297	127,727
Revenue for other segments	2,955	1,618
Elimination of inter-segment revenue	(7,549)	(9,516)
Elimination of discontinued operations	(7,543)	(23,193)
Consolidated revenue	100,160	96,636
<b>8.28(b) Profit or loss before tax</b>		
Total profit or loss before tax for reportable segments	10,480	7,509
Profit or loss before tax for other segments	771	195
	11,251	7,704
Elimination of inter-segment profits	(1,695)	(1,175)
Elimination of discontinued operations	162	466
Unallocated amounts:		
- Gain on distribution to owners of the Company	2,556	-
- Other corporate expenses	(1,886)	(1,525)
Share of profit of equity-accounted investees	541	708
Consolidated profit before tax from continuing operations	10,929	6,178
<b>8.28(c) Assets<sup>2</sup></b>		
Total assets for reportable segments	69,407	77,330
Assets for other segments	7,398	3,683
Investments in equity-accounted investees	7,180	3,638
Other unallocated amounts	3,577	5,095
Consolidated total assets	87,562	89,746
<b>8.28(d) Liabilities<sup>2</sup></b>		
Total liabilities for reportable segments	53,930	52,315
Liabilities for other segments	237	454
Other unallocated amounts	2,545	3,714
Consolidated total liabilities	56,712	56,483

\* See notes 2.5 and 29.

Note *Reference* **Explanatory note**

<b>1.</b>	<i>8.28(e)</i>	An entity identifies and describes separately all material reconciling items.
-----------	----------------	---

Reference

# Notes to the financial statements

## 31. Operating segments (continued)

### Reconciliations of reportable segment revenues, profit or loss, assets and liabilities and other material items to SFRS(I) measures (continued)

8.28(e)

#### Other material items 2022

	Reportable segment totals \$'000	Adjustments <sup>1</sup> \$'000	Consolidated totals \$'000
Interest income	248	(40)	208
Interest expense	(1,279)	40	(1,239)
Capital expenditure	17,323	-	17,323
Depreciation and amortisation	(5,786)	-	(5,786)
Change in fair value of biological assets	407	169	576
Government grants	200	38	238
Settlement of pre-existing relationship with acquiree	(326)	-	(326)
Flood-related expenses	(359)	-	(359)
Other material items of income (expenses)**	(25)	196	171
Impairment losses on goodwill	(116)	-	(116)
Reversal of impairment losses on property, plant and equipment and intangible assets	493	-	493
Impairment losses on trade receivable and contract assets	(162)	-	(162)

\*\* Other material items of income (expenses) relate to various items as detailed in [notes 24 and 25](#).

8.28(e)

#### Other material items 2021

	Reportable segment totals \$'000	Adjustments \$'000	Consolidated totals \$'000 Restated*
Interest income	178	(27)	151
Interest expense	(1,326)	27	(1,299)
Capital expenditure	2,923	-	2,923
Depreciation and amortisation	(5,917)	-	(5,917)
Change in fair value of biological assets	(86)	15	(71)
Other material items of income (expenses)**	-	250	250
Impairment losses on property, plant and equipment and intangible assets	(1,408)	-	(1,408)
Impairment losses on trade receivable and contract assets	(33)	-	(33)

\* See [notes 2.5 and 29](#).

\*\* Other material items of income (expenses) relate to various items as detailed in [notes 24 and 25](#).

Note Reference Explanatory note

- |                                     |   |
|-------------------------------------|---|
| <p><b>1.</b> 8.32, IG5</p>          | <p>As part of the required ‘entity-wide disclosures’, an entity discloses revenue from external customers for each product and service, or each group of similar products and services, regardless of whether the information is used by the CODM in assessing segment performance. This disclosure is based on the financial information used to produce the entity’s financial statements. The Group has not provided additional disclosures in this regard, because the Group has already met that disclosure requirement by providing the external revenue information in <a href="#">note 31</a>, which has been prepared in accordance with the Standards, and the disaggregated revenue information in <a href="#">note 23</a>.</p> <p>The disclosure of revenue from external customer and non-current assets by geographical areas is provided by both the entity’s country of domicile, and by an individual foreign country, if it is material. In our view, disclosing such information by region, e.g. Asia or Europe, does not meet the requirement to disclose information by individual foreign country, if material. Such information should be disclosed by the individual foreign country, e.g. Indonesia, Germany, the United States of America, when material.</p> <p>These disclosures apply to all entities subject to SFRS(I) 8, including entities that have only one reportable segment. However, information required by the entity-wide disclosures need not be repeated if it is already included in the segment disclosures. This issue is discussed in <a href="#">Insights into IFRS (5.2.220.10 – 20)</a>.</p> |
| <p><b>2.</b> 8.24(a),<br/>33(b)</p> | <p>The Group has disclosed the equity-accounted investees as the geographic information of non-current assets because they are regularly provided to the CODM. SFRS(I) 8 does not specify which financial instruments are excluded from non-current assets reported in the geographic information.</p>  |

Reference

# Notes to the financial statements

## 31. Operating segments (continued)

### Geographical information<sup>1</sup>

8.33(a), (b)

The Standard Papers, Recycled Papers and Forestry segments are managed on a worldwide basis, but operate manufacturing facilities and sales offices primarily in Singapore, Indonesia, Netherlands, the United States of America and Australia.

In presenting information on the basis of geographical segments, segment revenue is based on the geographical location of customers and segment assets are based on the geographical location of the assets.

	2022 \$'000	2021 \$'000 Restated*
<b>Revenue</b>		
Singapore (of which \$2,603 (2021: \$7,958) relates to discontinued packaging operation)	27,140	35,298
Indonesia	18,494	25,429
Netherlands (of which \$1,885 (2021: \$6,005) relates to discontinued packaging operation)	20,556	27,877
United States of America (of which \$3,055 (2021: \$9,230) relates to discontinued packaging operation)	18,643	22,268
Australia	16,001	3,300
Other countries	6,869	5,657
Packaging (discontinued)	(7,543)	(23,193)
Consolidated revenue	100,160	96,636
<b>Non-current assets<sup>(i)</sup></b>		
Singapore	17,288	21,113
Indonesia	6,573	8,986
Netherlands	6,104	7,879
United States of America	5,691	7,807
Australia	2,002	2,470
Other countries	1,540	1,025
	39,198	49,280

(i) Non-current assets exclude financial instruments (other than equity-accounted investees), deferred tax assets and employee benefit assets.<sup>2</sup>

\* See notes 2.5 and 29.

### Major customer

8.34

Revenues from one customer of the Group's Standard Papers and Recycled Papers segments represents approximately \$20,000,000 (2021: \$17,500,000) of the Group's total revenues.



Note *Reference* **Explanatory note**

<b>1.</b>	3.61, B67(e)	<p>For each material business combination, or in aggregate for individually immaterial business combinations that are material collectively, an entity discloses and explains any gain or loss recognised in the current reporting period that:</p> <ul style="list-style-type: none"> <li>relates to the identifiable assets acquired or liabilities assumed in a business combination that was effected in the current or the previous reporting period; and</li> <li>is of such size, nature or incidence that disclosure is relevant to an understanding of the combined entity's financial performance.</li> </ul>
<b>2.</b>	3.63	<p>If the specific disclosures pursuant to the requirements of SFRS(I) 3 and other SFRS(I)s are not sufficient to enable users of the financial statements to evaluate the nature and financial effects of business combinations effected in the current period, or any adjustments recognised in the current period related to business combinations effected in prior periods, then an entity discloses additional information.</p>
<b>3.</b>	3.45, B67	<p>If the initial accounting for an acquisition was based on provisional values, and those provisional values are adjusted within 12 months of the date of acquisition, then comparative information is restated, including recognition of any additional depreciation, amortisation or other profit or loss effect resulting from finalising the provisional values. In these illustrative financial statements, there were no acquisitions in the comparative period.</p>

Reference

# Notes to the financial statements

## 32. Acquisitions of subsidiary and non-controlling interests<sup>1, 2</sup>

### Acquisition of subsidiary<sup>3</sup>

3.B64(a)-(c)

On 31 March 2022, the Group acquired 65% of the shares and voting interests in Papyrus. As a result, the Group's equity interest in Papyrus increased from 25% to 90%, granting it control of Papyrus.

Included in the identifiable assets and liabilities acquired at the date of acquisition of Papyrus are inputs (a head office, several factories, patented technology, inventories and customer relationships), production processes and an organised workforce. The Group has determined that together the acquired inputs and processes significantly contribute to the ability to create revenue. The Group has concluded that the acquired set is a business.<sup>4</sup>

3.B64(d)

Taking control of Papyrus will enable the Group to modernise its production process through access to Papyrus' patented technology. The acquisition is also expected to provide the Group with an increased share of the standard paper market through access to Papyrus' customer base. The Group also expects to reduce costs through economies of scale.

3.B64(q)

For the nine months ended 31 December 2022, Papyrus contributed revenue of \$20,409,000 and profit of \$1,560,000 to the Group's results. If the acquisition had occurred on 1 January 2022, management estimates that consolidated revenue would have been \$104,535,000, and consolidated profit for the year would have been \$8,257,000. In determining these amounts, management has assumed that the fair value adjustments, determined provisionally, that arose on the date of acquisition would have been the same if the acquisition had occurred on 1 January 2022.

3.B64(f)

### Consideration transferred

The following table summarises the acquisition-date fair value of each major class of consideration transferred:

	Note	\$'000
3.B64(f)(i), 1-7.40(a), (b) Cash		2,500
3.B64(f)(iv), 1-7.43 Equity instruments issued (8,000 ordinary shares)	15	87
Replacement share-based payment awards – value of past service		120
3.B64(f)(iii) Contingent consideration		250
Settlement of pre-existing relationship	25	(326)
Total consideration transferred		<u>2,631</u>

### Equity instruments issued

3.B64(f)(iv)

The fair value of the ordinary shares issued was based on the listed share price of the Company at 31 March 2022 of \$10.88 per share.

### Replacement share-based payment awards

3.B64(l)

In accordance with the terms of the acquisition agreement, the Group exchanged equity-settled share-based payment awards held by employees of Papyrus (the acquiree's awards) for equity-settled share-based payment awards of the Company (the replacement awards). The details of the acquiree's awards and replacement awards were as follows:

	Acquiree's awards	Replacement awards
Terms and conditions	<ul style="list-style-type: none"> <li>Grant date 1 April 2021</li> <li>Vesting date 31 March 2025</li> <li>Service condition</li> </ul>	<ul style="list-style-type: none"> <li>Vesting date 31 March 2025</li> <li>Service condition</li> </ul>
Fair value at date of acquisition	\$527,000	\$571,000

Note *Reference* **Explanatory note**

<b>1.</b>	<i>3.B64(g)</i>	<p>For contingent consideration arrangements and indemnification assets, an entity discloses:</p> <ul style="list-style-type: none"> <li>• the amount recognised at the date of acquisition;</li> <li>• a description of the arrangement and the basis for determining the amount; and</li> <li>• an estimate of the range of outcomes (undiscounted) or, if a range cannot be estimated, this fact and the reasons why a range cannot be estimated. If the maximum payment amount is unlimited, then an entity discloses this fact.</li> </ul>
-----------	-----------------	---

Reference

# Notes to the financial statements

## 32. Acquisitions of subsidiary and non-controlling interests (continued)

### Acquisition of subsidiary (continued)

#### Consideration transferred (continued)

#### Replacement share-based payment awards (continued)

1-1.125, 129

The value of the replacement awards is \$520,000, after taking into account an estimated forfeiture rate of 9%. The consideration for the business combination includes \$120,000 transferred to employees of Papyrus when the acquiree's awards were substituted by the replacement awards, which relates to past service. The balance of \$400,000 will be recognised as post-acquisition compensation cost. For further details on the replacement awards, see [note 18](#).

#### Contingent consideration

1-1.125, 129,

3.B64(g),

B67(b)

The Group has agreed to pay the selling shareholders in three years' time additional consideration of \$600,000 if the acquiree's cumulative EBITDA over the next three years exceeds \$10,000,000. The Group has included \$250,000 as contingent consideration related to the additional consideration, which represents its fair value at the date of acquisition. At 31 December 2022, the contingent consideration had increased to \$270,000 (see [note 21](#)).<sup>1</sup>

#### Settlement of pre-existing relationship

3.B64(l)

The Group and Papyrus were parties to a long-term supply contract under which Papyrus supplied the Group with timber products at a fixed price. Under the contract, the Group could terminate the agreement early by paying Papyrus \$326,000. This pre-existing relationship was effectively terminated when the Group acquired Papyrus.

The Group has attributed \$326,000 of the consideration transferred to the extinguishment of the supply contract, and has included the amount in 'other expenses' (see [note 25](#)). This amount is the lower of the termination amount and the value of the off-market element of the contract. The fair value of the contract at the date of acquisition was \$600,000, of which \$400,000 related to the unfavourable aspect of the contract to the Group relative to market prices.

#### Acquisition-related costs

3.B64(l), (m)

The Group incurred acquisition-related costs of \$50,000 on legal fees and due diligence costs. These costs have been included in 'administrative expenses'.

#### Identifiable assets acquired and liabilities assumed

1-7.40(d),

3.B64(i)

The following table summarises the recognised amounts of assets acquired and liabilities assumed at the date of acquisition.

	Note	\$'000
Property, plant and equipment	4	1,955
Intangible assets	5	250
Inventories		825
Trade receivables		848
Cash and cash equivalents		375
Loans and borrowings		(500)
Deferred tax liabilities	10	(79)
Contingent liabilities	20	(20)
Site restoration provision	20	(150)
Trade and other payables		(460)
Total identifiable net assets		3,044

3.B64(h)(i)

1-7.40(c)

Note *Reference* **Explanatory note**

<b>1.</b>	<i>IFRS13.BC184</i>	The Group has disclosed information about fair value measurement of assets acquired in a business combination although the disclosure requirements of SFRS(I) 13 do not apply to fair value of these assets if they are subsequently measured at other than fair value. This disclosure is provided for illustration purposes only.
<b>2.</b>	<i>3.B64(h)</i>	An entity discloses the fair value, gross contractual amounts receivable and the best estimate at the date of acquisition of the contractual cash flows not expected to be collected for each major class of receivables acquired (e.g. loans, direct finance leases).

Reference

# Notes to the financial statements

## 32. Acquisitions of subsidiary and non-controlling interests (continued)

### Acquisition of subsidiary (continued)

13.61

#### Measurement of fair values<sup>1</sup>

The valuation techniques used for measuring the fair value of material assets acquired were as follows:

Assets acquired	Valuation technique
Property, plant and equipment	<i>Market comparison technique and cost technique:</i> The valuation model considers market prices for similar items when they are available, and depreciated replacement cost when appropriate. Depreciated replacement cost reflects adjustments for physical deterioration as well as functional and economic obsolescence.
Intangible assets	<i>Relief-from-royalty method and multi-period excess earnings method:</i> The relief-from-royalty method considers the discounted estimated royalty payments that are expected to be avoided as result of the patents or trademarks being owned. The multi-period excess earnings method considers the present value of net cash flows expected to be generated by the customer relationships, by excluding any cash flows related to contributory assets.
Inventories	<i>Market comparison technique:</i> The fair value is determined based on the estimated selling price in the ordinary course of business less the estimated costs of completion and sale, and a reasonable profit margin based on the effort required to complete and sell the inventories.

3.B64(h)(ii)-(iii)

The trade receivables comprise gross contractual amounts due of \$900,000, of which \$52,000 was expected to be uncollectible at the date of acquisition.<sup>2</sup>

#### Fair values measured on a provisional basis

3.B67(a)(i)-(ii),

1-1.125

The following amounts have been determined on a provisional basis:

1-37.86, 3.B64(j),

B67(c)

- The fair value of Papyrus' intangible assets (patented technology and customer relationships) has been determined provisionally pending completion of an independent valuation.
- Papyrus is the defendant in legal proceedings brought by a customer that alleges Papyrus supplied defective goods. Management's assessment, based on its interpretation of the underlying sales contract and independent legal advice, is that the basis for the customer's claim has little merit and it is not probable that an outflow will be required to settle the claim. Management's assessment of the fair value of this contingent liability, taking into account the range of possible outcomes of the judicial process, is \$20,000 (see [note 35](#)).
- Papyrus' operations are subject to specific environmental regulations. The Group had conducted a preliminary assessment of site restoration provisions arising from these regulations, and has recognised a provisional amount. The Group will continue to review these matters during the measurement period.

If new information obtained within one year from the date of acquisition about facts and circumstances that existed at the date of acquisition identifies adjustments to the above amounts, or any additional provisions that existed at the date of acquisition, then the accounting for the acquisition will be revised.

Note Reference Explanatory note

1.	3.B64(o)(ii)	If an entity chooses to value NCI at fair value, then valuation techniques and key model inputs used for determining that value are disclosed.
2.	3.B64(n)	<p>If an acquirer in a business combination makes a bargain purchase, then the acquirer discloses:</p> <ul style="list-style-type: none"> <li>• the amount of the gain recognised;</li> <li>• the line item in the statement of profit or loss in which the gain is presented; and</li> <li>• a description of the reasons why the transaction resulted in a gain.</li> </ul>
3.	16.51	The disclosure objective is for lessees to disclose information in the notes that, together with the information provided in the statement of financial position, statement of profit or loss and statement of cash flows, gives a basis for users of financial statements to assess the effect that leases have on the financial position, financial performance and cash flows of the lessee.
	16.B48	<p>In determining whether additional information is necessary to meet the disclosure objective, a lessee considers:</p> <ul style="list-style-type: none"> <li>• whether that information is relevant to users of financial statements. For example, it helps users to understand: <ul style="list-style-type: none"> <li>▫ flexibility provided by leases;</li> <li>▫ restrictions imposed by leases;</li> <li>▫ sensitivity of reported information to key variables;</li> <li>▫ exposure to other risks arising from leases; and</li> <li>▫ deviations from industry practice.</li> </ul> </li> <li>• whether that information is apparent from information either presented in the primary financial statements or disclosed in the notes.</li> </ul>
	16.59	<p>This additional information may include, but is not limited to, information that helps users of financial statements to assess:</p> <ul style="list-style-type: none"> <li>• the nature of the lessee's leasing activities;</li> <li>• future cash outflows to which the lessee is potentially exposed that are not reflected in the measurement of lease liabilities. This includes exposure arising from: <ul style="list-style-type: none"> <li>▫ variable lease payments;</li> <li>▫ extension options and termination options;</li> <li>▫ residual value guarantees; and</li> <li>▫ leases not yet commenced to which the lessee is committed.</li> </ul> </li> <li>• restrictions or covenants imposed by leases; and</li> <li>• sale and leaseback transactions.</li> </ul>

Reference

# Notes to the financial statements

## 32. Acquisitions of subsidiary and non-controlling interests (continued)

### Acquisition of subsidiary (continued)

#### Goodwill

Goodwill arising from the acquisition has been recognised as follows:

		\$'000
	Total consideration transferred	2,631
3.B64(o)(i)	NCI, based on their proportionate interest in the recognised amounts of the assets and liabilities of the acquiree <sup>1</sup>	304
3.B64(p)(i)	Fair value of pre-existing interest in the acquiree	650
	Fair value of identifiable net assets	(3,044)
	Goodwill <sup>2</sup>	541

3.B64(p)(ii) The remeasurement to fair value of the Group's existing 25% interest in Papyrus resulted in a gain of \$70,000 (\$650,000 less \$600,000 carrying value of equity-accounted investee at date of acquisition plus \$20,000 of translation reserve reclassified to profit or loss). This amount has been recognised in 'finance income' in the statement of profit or loss (see [note 26](#)).

3.B64(e), (k) The goodwill is attributable mainly to the skills and technical talent of Papyrus' work force, and the synergies expected to be achieved from integrating the company into the Group's existing standard paper business. None of the goodwill recognised is expected to be deductible for tax purposes.

#### Acquisition of non-controlling interests

12.10(b)(iii), 18 In June 2022, the Group acquired an additional 15% interest in Windmill N.V., increasing its ownership from 60% to 75%. The carrying amount of Windmill's net assets in the Group's consolidated financial statements on the date of the acquisition was \$767,000.

	\$'000
Carrying amount of NCI acquired (\$767,000 x 15%)	115
Consideration paid to NCI	200
Decrease in equity attributable to owners of the Company	(85)

The decrease in equity attributable to owners of the Company comprised:

- a decrease in retained earnings of \$93,000; and
- an increase in the translation reserve of \$8,000.

## 33. Leases

### Leases as lessee<sup>3</sup>

16.51, 59

The Group leases warehouse and factory facilities. The leases typically run for a period of 10 years, with an option to renew the lease after that date. Lease payments are renegotiated every five years to reflect market rentals. Some leases provide for additional rent payments that are based on changes in local price indices. For certain leases, the Group is restricted from entering into any sub-lease arrangements.



Note *Reference* **Explanatory note**

<b>1.</b>	Although it is not required by SFRS(I) 16, the Group has reconciled the opening and closing right-of-use asset carrying amounts in the financial statements. This disclosure is provided for illustrative purposes only.
<b>2.</b>	<div data-bbox="193 434 268 468"><i>16.53(e)</i></div> <div data-bbox="331 434 1455 535">A lessee shall disclose the expense relating to variable lease payments not included in the measurement of lease liabilities. In these illustrative financial statements, the Group does not have such variable lease payments.</div> <div data-bbox="193 568 268 602"><i>16.53(i)</i></div> <div data-bbox="331 568 1455 629">A lessee shall disclose the gains or losses arising from sale and leaseback transactions. In these illustrative financial statements, the Group does not have sale and leaseback transactions.</div>

Reference

# Notes to the financial statements

## 33. Leases (continued)

### Leases as lessee (continued)

1-1.122 The warehouse and factory leases were entered into many years ago as combined leases of land and buildings.

During 2022, one of the leased properties has been sub-let by the Group. The lease and sub-lease expire in 2024.

16.60 The Group leases IT equipment with contract terms of one to three years. These leases are short-term and/or leases of low-value items. The Group has elected not to recognise right-of-use assets and lease liabilities for these leases.

16.53-54 Information about leases for which the Group is a lessee is presented below.

### Right-of-use assets<sup>1</sup>

16.47(a)(ii) Right-of-use assets related to leased properties that do not meet the definition of investment property is presented as property, plant and equipment (see note 4).

		Land and buildings	Production equipment	Total
		2022	2022	2022
		\$'000	\$'000	\$'000
16.53(j)	Balance at 1 January	840	3,184	4,024
16.53(a)	Depreciation charge for the year	(80)	(1,087)	(1,167)
16.53(h)	Additions to right-of-use assets	-	3,024	3,024
	Derecognition of right-of-use assets*	-	(2,121)	(2,121)
16.53(j)	Balance at 31 December	760	3,001	3,761

		Land and buildings	Production equipment	Total
		2021	2021	2021
		\$'000	\$'000	\$'000
16.53(j)	Balance at 1 January	900	1,281	2,181
16.53(a)	Depreciation charge for the year	(60)	(727)	(787)
16.53(h)	Additions to right-of-use assets	-	2,870	2,870
	Derecognition of right-of-use assets*	-	(240)	(240)
16.53(j)	Balance at 31 December	840	3,184	4,024

\* Derecognition of the right-of-use assets is as a result of entering into a finance sub-lease.

### Amounts recognised in profit or loss<sup>2</sup>

		2022	2021
		\$'000	\$'000
16.53(b)	Interest on lease liabilities	210	180
16.53(f)	Income from sub-leasing right-of-use assets presented in 'other income'	(150)	(90)
16.53(c)	Expenses relating to short-term leases	80	75
16.53(d)	Expenses relating to leases of low-value assets, excluding short-term leases of low-value assets	65	60

*Note Reference*   **Explanatory note**

<p><b>1.</b>   <i>16.94</i></p>	<p>A lessor shall disclose a maturity analysis of the lease payments receivable, showing the undiscounted lease payments to be received on an annual basis for a minimum of each of the first five years and a total of the amounts for the remaining years. A lessor shall reconcile the undiscounted lease payments to the net investment in the lease. The reconciliation shall identify the unearned finance income relating to the lease payments receivable and any discounted unguaranteed residual value.</p>
---------------------------------	---

Reference

# Notes to the financial statements

## 33. Leases (continued)

### Leases as lessee (continued)

#### Amounts recognised in statement of cash flows

	2022 \$'000	2021 \$'000
16.53(g) <b>Total cash outflow for leases</b>	814	709

### Extension options

16.59(b)(ii), B50,  
IE10 Ex.23

Some property leases contain extension options exercisable by the Group up to one year before the end of the non-cancellable contract period. Where practicable, the Group seeks to include extension options in new leases to provide operational flexibility. The extension options held are exercisable only by the Group and not by the lessors. The Group assesses at the lease commencement date whether it is reasonably certain to exercise the extension options. The Group reassesses whether it is reasonably certain to exercise the options if there is a significant event or significant changes in circumstances within its control.

The Group has estimated that the potential future lease payments, should it exercise the extension option, would result in an increase in lease liability of \$120,000.

### Leases as lessor

16.90-91

The Group leases out its investment property consisting of its owned commercial properties as well as leased property (see [note 7](#)). All leases are classified as operating leases from a lessor perspective with the exception of a sub-lease, which the Group has classified as a finance sub-lease.

### Finance lease

16.92(a)

During 2022, the Group has sub-leased a building that has been presented as a right-of-use asset – property, plant and equipment.

16.90(a)(i)

During 2022, the Group recognised a gain of \$22,000 on derecognition of the right-of-use asset pertaining to the building and presented the gain as part of ‘net gain on sale of property, plant and equipment’ (see [note 24](#)).

16.90(a)(ii)

During 2022, the Group recognised interest income on lease receivables of \$2,000 (2021: 1,000).

16.94

The following table sets out a maturity analysis of lease receivables, showing the undiscounted lease payments to be received after the reporting date.<sup>1</sup>

	2022 \$'000	2021 \$'000
Less than one year	40	30
One to two years	50	35
Two to three years	32	20
Three to four years	-	-
Four to five years	-	-
More than five years	-	-
<b>Total undiscounted lease receivable</b>	122	85
Unearned finance income	9	7
<b>Net investment in the lease</b>	113	78

Note *Reference* **Explanatory note**

<b>1.</b>	1-16.74(c), 1-38.122(e), 1-40.75(h), 1-41.49(b)	An entity discloses the amount of contractual commitments for the acquisition of property, plant and equipment, intangible assets, development or acquisition of biological assets, and for the purchase, construction, development, repairs and maintenance of investment property.
-----------	--	--

Reference

# Notes to the financial statements

## 33. Leases (continued)

### Leases as lessor (continued)

#### Operating lease

16.92(a) The Group leases out its investment property. The Group has classified these leases as operating leases, because they do not transfer substantially all of the risks and rewards incidental to the ownership of the assets. [Note 7](#) sets out information about the operating leases of investment property.

16.92(b) The Group is exposed to changes in residual value at the end of the lease term, the Group typically enters into new operating leases and therefore will not immediately realise any reduction in residual value at the end of these leases. Expectations about the future residual values are reflected in the fair value of the investment property.

16.90(b) Rental income from investment property and property sublease recognised by the Group during 2022 was \$960,000 (2021: \$299,000).

16.97 The following table sets out a maturity analysis of lease payments, showing the undiscounted lease payments to be received after the reporting date.

	2022 \$'000	2021 \$'000
Less than one year	988	925
One to two years	900	845
Two to three years	850	800
Three to four years	752	700
Four to five years	703	654
More than five years	1,724	1,684
<b>Total</b>	<b>5,917</b>	<b>5,608</b>

## 34. Commitments<sup>1</sup>

1-16.74(c) During 2022, the Group entered into a contract to construct a new factory building for \$2,300,000, of which \$1,000,000 has been incurred as at the reporting date (2021: nil). In addition, the Group has also entered into a contract to purchase property, plant and equipment for \$1,465,000 (2021: nil).

The Group is committed to incur other capital expenditure of \$150,000 (2021: \$45,000). The Group's joint venture is committed to incur capital expenditure of \$23,000 (2021: \$11,000), of which the Group's share is \$9,000 (2021: \$4,000). These commitments are expected to be settled in 2023.

1-40.75(h) The Group has entered into contracts for the management and maintenance of certain commercial properties that are leased to third parties. These contracts will give rise to annual expenses of \$15,000 for the next five years.

Note Reference Explanatory note

1.	1-37.89	In respect of a contingent asset, an entity discloses a brief description of its nature and, when practicable, an estimate of its financial effect.
	1-37.91	When it is not practicable to estimate the potential financial effect of a contingent liability or an asset, an entity discloses that fact.
	1-37.92	<p>In extremely rare cases, disclosure of some or all of the information required in respect of contingencies can be expected to seriously prejudice the position of the entity in a dispute with other parties. In such cases, only the following is disclosed:</p> <ul style="list-style-type: none"> <li>• the general nature of the dispute;</li> <li>• the fact that the required information has not been disclosed; and</li> <li>• the reason why.</li> </ul>
	12.23(b)	An entity discloses its share of the contingent liabilities of a joint venture or an associate incurred jointly with other investors, separately from the amount of other contingent liabilities.
2.	1-24.9(b)(viii)	A reporting entity discloses as a related party any entity, or any member of a group of which it is a part, that provides key management personnel services to the reporting entity or to the parent of the reporting entity.
3.	1-1.138(c), 1-24.13	<p>An entity discloses the name of its parent and, if different, the ultimate controlling party. It also discloses the name of its ultimate parent if not disclosed elsewhere in information published with the financial statements. In our view, the <i>ultimate parent</i> and the <i>ultimate controlling party</i> are not necessarily synonymous. This is because the definition of parent refers to an entity. Accordingly, an entity may have an ultimate parent and an ultimate controlling party. Therefore if the ultimate controlling party of the entity is an individual or a group of individuals, then the identity of that individual or the group of individuals and that relationship should be disclosed. This issue is discussed in <a href="#">Insights into IFRS (5.5.90.10)</a>.</p> <p>In these financial statements, management has voluntarily disclosed the name of the previous ultimate controlling party.</p> <p>The Company's parent produces consolidated financial statements that are available for public use. If neither the Company's parent nor its ultimate controlling party produced consolidated financial statements available for public use, then the Company would disclose the name of the next most senior parent that does so. If neither the ultimate controlling party nor any intermediate controlling party produced consolidated financial statements that are available for public use, then this fact would be disclosed.</p>

Reference

# Notes to the financial statements

## 35. Contingencies<sup>1</sup>

1-1.125,  
1-37.86

A subsidiary is defending an action brought by an environmental agency in Indonesia. While liability is not admitted, if defence against the action is unsuccessful, then fines and legal costs could amount to \$950,000, of which \$250,000 would be reimbursable under an insurance policy. Based on legal advice, the directors do not expect the outcome of the action to have a material effect on the Group's financial position.

As part of the acquisition of Papyrus, the Group recognised a contingent liability of \$20,000 in respect of a claim for contractual penalties made by one of Papyrus' customers (see [notes 20 and 32](#)).

## 36. Related parties<sup>2</sup>

### Parent and ultimate controlling party

1-1.138(c),  
1-24.13

In August 2022, a majority of the Company's shares were acquired by [name of new parent] from the Company's previous shareholders. As a result, the ultimate controlling party of the Group is [name]. The previous ultimate controlling party was [name].<sup>3</sup>

### Transactions with key management personnel

1-24.17

#### Key management personnel compensation

In addition to their salaries, the Group also provides non-cash benefits to directors and executive officers, and contributes to a post-employment defined benefit plan on their behalf (see [note 17](#)).

Executive officers also participate in the Group's share option programme (see [note 18](#)). Furthermore, all employees of the holding company are entitled to participate in a share purchase programme (see [note 18](#)) if they meet certain criteria such as investing a percentage of each month's salary for a period of 36 months. Consequently, the Group has deducted \$223,000 from the salaries of all employees concerned (including an amount of \$37,000 that relates to key management personnel), to satisfy this criterion. The amounts withheld are included in trade and other payables due to related parties (see [note 21](#)).

1-24.17(d)

During the year, as a result of the termination of the employment of one of the Group's executives in Singapore, the executive received an enhanced retirement entitlement. In this respect, the Group has recognised an expense of \$25,000 during the year (2021: nil).



Note Reference Explanatory note

1.		In our view, materiality considerations cannot be used to override the explicit requirements of SFRS(I) 1-24 for the disclosure of elements of key management personnel compensation. This issue is discussed in <a href="#">Insights into IFRS (5.5.110.20)</a> .
2.		Payments by an entity may relate to services provided to third parties, and not to the paying entity. If an entity acts as an agent and makes payments to an individual on behalf of another party, then in our view, the entity is required to disclose only compensation paid as consideration for services rendered <i>to the entity</i> . In our view, an entity is required to disclose the portions of transactions with joint ventures or associates that are not eliminated in applying equity accounting in the consolidated financial statements. This issue is discussed in <a href="#">Insights into IFRS (5.5.110.40 and 120.30)</a> .
3.	1-24.19	<p>The entity is required to disclose the related party information about the transactions and outstanding balances, including commitments, for each category of related parties, as listed in SFRS(I) 1-24.19, including key management personnel and post-employment benefits. The level of disclosure illustrated in these illustrative financial statements in respect of the key management personnel and director transactions is not required specifically by SFRS(I) 1-24. Disclosure about these individual transactions could be combined without this level of detail.</p> <p>In Singapore, when a parent prepares consolidated financial statements, the Companies Act 1967 does not require the parent to present a separate profit or loss account. Therefore, in the situation where the parent does not present a separate profit or loss account, it is not necessary for the parent to disclose related party transactions. However, the outstanding balances, including commitments, with related parties including their terms and conditions should be disclosed because the separate statement of financial position is required. In these illustrative financial statements, the outstanding balances with related parties of the Company have been disclosed in the respective notes.</p>

Reference

# Notes to the financial statements

## 36. Related parties (continued)

### Transactions with key management personnel (continued)

#### Key management personnel compensation (continued)

Key management personnel compensation comprised:<sup>1, 2</sup>

		Group	
		2022	2021
		\$'000	\$'000
1-24.17(a)	Short-term employee benefits	510	420
1-19.151(b), 1-24.17(b)	Post-employment benefits (including CPF)	475	450
1-24.17(d)	Termination benefits	25	-
1-24.17(c)	Other long-term benefits	420	430
1-24.17(e)	Share-based payments	508	133
		<b>1,938</b>	<b>1,433</b>

1-24.18

#### Key management personnel and director transactions

Directors of the Company control 12% of the voting shares of the Company. A relative of a director of a subsidiary has a 10% share in the Group's joint venture (see [note 8](#)).

1-24.18(b)(i)

A number of key management personnel, or their related parties, hold positions in other entities that result in them having control, joint control or significant influence over the financial or operating policies of these entities. A number of these entities transacted with the Group during the year. The terms and conditions of the transactions with key management personnel and their related parties were no more favourable than those available, or which might reasonably be expected to be available, in similar transactions with non-key management personnel-related entities on an arm's length basis.

1-24.18(a), (b)

The aggregate value of transactions and outstanding balances related to key management personnel and entities over which they have control or joint control were as follows:<sup>3</sup>

		Group			
		Transaction value for the year ended 31 December		Balance outstanding as at 31 December	
Transaction	Note	2022 \$'000	2021 \$'000	2022 \$'000	2021 \$'000
Legal fees	(i)	51	50	-	-
Repairs and maintenance	(ii)	176	-	45	-
Inventory purchases – paper	(iii)	66	-	12	-

1-24.18(b)(i), 23

(i) The Group used the legal services of Tan Chin Fong, in relation to advice over the sale of certain non-current assets of the Group. Amounts were billed based on market rates for such services and were due and payable under normal payment terms.

Note Reference Explanatory note

1.		Appendix I-F provides example disclosures for government-related entities that apply the exemption in paragraph 25 of SFRS(I) 1-24.
2.		See explanatory note 2 on page 338.
3.		See explanatory note 3 on page 338.
4.	1-24.18A	If the entity obtains key management personnel services from a separate management entity, the amounts incurred by the entity for the provision of key management personnel services that are provided by the separate management entity shall be disclosed. In these illustrative financial statements, it is assumed that there are no such key management personnel services that are provided by a separate management entity.
5.	1-24.18(c), (d)	An entity also discloses provisions for doubtful debts and the expense recognised during the period in respect of bad or doubtful debts related to the amount of outstanding balances from related parties.
6.	1-24.23	Related party transactions are described as having been made on an arm's length basis only if such terms can be substantiated.
7.	1-24.18 (b)(ii)	An entity also discloses details of any guarantees given or received in respect of outstanding balances with related parties.
8.		In our view, the disclosures about commitments with related parties should not be limited to those commitments specifically required to be disclosed by SFRS(I) other than SFRS(I) 1-24. To the extent material, an entity should provide disclosure of any commitments that it may incur in transacting with related parties, e.g. purchase commitments, sales commitments and those arising from shareholders' agreements. These issues are discussed in <a href="#">Insights into IFRS (5.5.120.25)</a> .
9.	1-1.122, 12.7-9	<p>An entity discloses information about significant judgements and assumptions that it has made in determining:</p> <ul style="list-style-type: none"> <li>• that it has control of another entity;</li> <li>• that it has joint control of an arrangement or significant influence over another entity; and</li> <li>• the type of joint arrangement (i.e. joint operation or joint venture) when the arrangement has been structured through a separate vehicle.</li> </ul> <p>The above disclosures include changes to those judgements and assumptions, and those made when changes in facts and circumstances are such that the conclusion about when the entity has control, joint control or significant influence changes during the reporting period.</p>

Reference

# Notes to the financial statements

## 36. Related parties (continued)

### Transactions with key management personnel (continued)

#### Key management personnel and director transactions (continued)

(ii) In 2021, the Group entered into a two-year contract with On Track Pte Ltd, a company which is controlled by Yeo Kuan Yee, to buy repairs and maintenance services on production equipment. The total contract value is \$370,000. The contract terms are based on market rates for these types of services, and amounts are payable on a quarterly basis for the duration of the contract.

(iii) The Group purchased various paper supplies from Alumfab Limited, a company that is jointly controlled by Edward Graves. Amounts were billed based on market rates for such supplies and were due and payable under normal payment terms.

From time to time, directors of the Group, or their related entities, may purchase goods from the Group. These purchases are on the same terms and conditions as those entered into by other Group employees or customers.

1-24.18

### Other related party transactions<sup>1, 2, 3, 4</sup>

1-24.18(a)-(b), 19

#### Sale of goods and services<sup>5</sup>

Parent of the Group – [name of new parent]  
Associate

#### Purchase of goods and services

Associate

#### Others

Associate – administrative services rendered  
Associate – interest expense

Transaction value for		Group	
the year ended		Balance	
31 December		outstanding as at	
31 December		31 December	
2022	2021	2022	2021
\$'000	\$'000	\$'000	\$'000
350	320	250	283
2,945	600	890	392
170	853	-	139
623	-	96	-
16	25	-	12

1-24.18(b)(i)

All outstanding balances with these related parties are priced on an arm's length basis and are to be settled in cash within six months of the reporting date.<sup>6</sup> None of the balances are secured.<sup>7</sup> During the year, the Group repaid a loan of \$1,000,000 obtained from one of its associates (see [note 16](#)).

Purchase obligations in relation to recycled paper products arise from supply and service contracts signed by the Group. During 2022, the Group entered into an \$89,000 supply agreement with [New Parent of the Group]. As at 31 December 2022, the Group has supplied \$25,000 of its commitment under the agreement.<sup>8</sup>

The Group's joint venture makes the results of its research and development activities available to the Group as well as to one of the other joint venturers. No amount is paid by any of the venturers. To support the activities of the joint venture, the Group and the other investors in the joint venture have agreed to make additional contributions in proportion to their interests to make up any losses, if required (see [note 8](#)).

Note Reference Explanatory note

1.	12.5A, B17	<p>SFRS(I) 12 clarifies that the disclosure requirements in SFRS(I) 12 apply to an entity's interests that are classified as held for sale, held for distribution or discontinued operations, except for the requirement to provide summarised financial information for subsidiaries, joint ventures and associates.</p> <p>In these illustrative financial statements, there are no subsidiaries, joint ventures and associates that are classified as held for sale, held for distribution or discontinued operations.</p>
2.	12.10(a)(i)	<p>SFRS(I) 12 requires the disclosure of information that enables users to understand the composition of the Group. This example shows the disclosure in tabular format. Another approach would be to present the information in narrative form, focusing on key areas of interest.</p> <p>Another method of disclosure, illustrated in the <a href="#">Guide to annual financial statements – Illustrative disclosures</a> (note 33), is to provide a diagram of the group structure showing material subsidiaries. For additional disclosure examples and explanatory notes on IFRS 12, see <a href="#">Guide to annual financial statements – IFRS 12 supplement</a>.</p>
3.	SGX 717, 718	<p>Under the Listing Manual, an issuer needs to disclose the names of the auditing firms who are auditors for its significant subsidiaries and associated companies (whether Singapore or foreign-incorporated).</p> <p>For this purpose, a subsidiary or associated company is considered significant if its net tangible assets represent 20% or more of the Group's consolidated net tangible assets, or its pre-tax profits account for 20% or more of the Group's consolidated pre-tax profits.</p> <p>The term 'net tangible assets' is not a defined term under SFRS(I) and its determination is therefore subjective. In addition, in situations where profit is exceptionally low or when the entity is in a loss position, it is likely that the 20% mark will be easily breached.</p>
4.		See explanatory note 9 on page 340.
5.	12.14	<p>An entity discloses the terms of any contractual arrangements that could require the parent or its subsidiaries to provide financial support to a consolidated structured entity, including events or circumstances that could expose the reporting entity to a loss.</p> <p>Depending on the facts and circumstances of an entity in relation to the overall disclosure objective of SFRS(I) 12, it may be appropriate to disclose all financing arrangements that are in place, regardless of whether they have been used, or it may be sufficient to disclose only undrawn amounts.</p> <p>An additional illustration of such disclosure is provided below:</p> <p><b>PQR</b></p> <p>PQR was formed with only nominal share capital, is funded through bank loans (see note [•]), and performs research activities exclusively for the Group and under the Group's direction. As a result, the Group has concluded that PQR is a subsidiary and it has been consolidated.</p> <p>During 2022, the Group provided additional short-term funding to PQR to allow it to purchase third party research that came onto the market at short notice. Although the Group had no contractual obligation to do so, the funding was made available because the acquisition complements PQR's existing R&amp;D activities and the Group's operational strategy in the paper market. The loan was later replaced by a bank loan, guaranteed by the Group (see note [•]).</p> <p>Other than the guarantee, the Group does not have any contractual obligation to provide financial support to PQR. However, the Group would consider providing any support required by PQR in the future, if such support were necessary to maintain and/or further its R&amp;D activities in the paper market.</p>

## Notes to the financial statements

### 37. Subsidiaries<sup>1</sup>

		Company	
		2022	2021
		\$'000	\$'000
1-27.17(b)	Equity investments at cost	7,537	4,950

		Principal place of business/Country of incorporation	Ownership interest <sup>2</sup>	
			2022 %	2021 %
12.10 (a), 12(a)-(b), 1-24.13-14	ABC Private Ltd	Singapore	100	100
	PT Mermaid	Indonesia	100	100
	Lei Sure Limited	Romania	100	100
	Papier Pte Ltd	Singapore	-	100
	Papyrus Pty Limited (Papyrus)	Australia	90	25
	Solid Trading Inc. (Solid Trading)	United States of America	90	90
	Windmill N.V. (Windmill)	Netherlands	75	60
	Maple-leaf Inc (Maple-leaf)	Canada	48	48
	Silver Fir Ltd (Silver Fir)	Singapore	45	45
	Sloan Bio-Research GmbH	Germany	-	-
	MayCo	United States of America	-	-

SGX 717, 718 KPMG LLP<sup>3</sup> is the auditor of all significant Singapore-incorporated subsidiaries. Other member firms of KPMG International are auditors of significant foreign-incorporated subsidiaries except for Maple-leaf Inc which is audited by TH&D, Montreal, Canada. For this purpose, a subsidiary is considered significant as defined under the Singapore Exchange Limited Listing Manual if its net tangible assets represent 20% or more of the Group's consolidated net tangible assets, or if its pre-tax profits account for 20% or more of the Group's consolidated pre-tax profits.

1-1.122, 12.7(a),  
9(b)

Although the Group owns less than half of Maple-leaf and Silver Fir and less than half of the voting power of these entities, the management has determined that the Group controls these two entities. The Group controls Maple-leaf by virtue of an agreement with its other investors. The Group has control over Silver Fir, on the basis that the remaining voting rights in the investee are widely dispersed, historical attendance at shareholder meetings shows that the Group has been able to control the outcome of voting, and that there is no indication that other shareholders exercise their votes collectively.<sup>4</sup>

*12.7(a), 9(b), 10(b)(ii)*

The Group does not hold any ownership interests in two structured entities, Sloan Bio-Research GmbH and MayCo. However, based on the terms of agreements under which these entities were established, the Group receives substantially all of the returns related to their operations and net assets (Sloan Bio-Research GmbH and MayCo perform research activities exclusively for the Group) and has the current ability to direct these entities' activities that most significantly affect these returns. Because the owners' interests in these entities are presented as liabilities of the Group, there are no NCI for these entities.<sup>4</sup>

12.14 The Group has issued a guarantee to certain banks in respect of the credit facilities amounting to \$700,000 granted to these entities.<sup>5</sup>

Note Reference Explanatory note

1. 12.12	<p>In January 2015, the IFRS Interpretations Committee issued a final agenda decision noting that materiality should be assessed on the basis of the consolidated financial statements of the reporting entity. In this assessment, a reporting entity would consider both quantitative consideration (i.e. the size of the subsidiary) and qualitative consideration (i.e. the nature of the subsidiary).</p> <p>SFRS(I) 12 does not require disclosure of the operating segment to which a subsidiary with material NCI belongs.</p> <p>It is disclosed in this example because it provides better information about the subsidiary in the context of the composition of the group.</p>
2. 12.12(c)	<p>SFRS(I) 12 requires disclosure of the proportion of ownership interests held by NCI.</p> <p>In this example, the interest of NCI is simply the percentage shareholding in the named company – i.e. the direct holding. The disclosure indicates that Papyrus is a subgroup.</p>
3. 12.B10(b)	<p>SFRS(I) 12 does not specify the level of detail to be included in the summarised financial information, although the information should cover the assets, liabilities, profit or loss and cash flows of the subsidiary; it then provides some example line items for consideration.</p> <p>This example includes the example line items in the standard, plus the three main categories of cash flows.</p>
4. 12.10(a)(ii), 12(e)-(g)	<p>SFRS(I) 12 does not specify whether the disclosures in respect of subsidiaries with material NCI should be based on subsidiaries on a stand-alone basis, or should take into account investees of that subsidiary (subgroups).</p> <p>This example takes into account the investees of a subsidiary, and therefore includes the entire Papyrus subgroup. This provides a better understanding of the interests of NCI in the context of the group as a whole.</p> <p>In January 2015, the Committee issued a final agenda decision observing that a reporting entity should apply judgement in determining the level of disaggregation of the information required in paragraphs 12(e) and (f) of IFRS 12 – that is, whether:</p> <ul style="list-style-type: none"> <li>the entity presents this information about the subgroup of the subsidiary that has material NCI (on the basis of the subsidiary together with its investees); or</li> <li>to disaggregate information further to present information about individual subsidiaries that have material NCI within that subgroup.</li> </ul>
5.	See explanatory note 1 on page 346.
6.	See explanatory note 2 on page 346.

Reference

# Notes to the financial statements

## 38. Non-controlling interests<sup>1</sup>

On 31 March 2022, the Group's equity interest in Papyrus increased from 25% to 90% and Papyrus became a subsidiary from that date (see [note 32](#)). Accordingly, the information relating to Papyrus is only for the period from 1 April to 31 December 2022.

12.12(a)-(d)

The following subsidiaries have non-controlling interests (NCI) that are material to the Group.

Name	Principal places of business/ Country of incorporation	Operating Segment <sup>1</sup>	Ownership interests held by NCI <sup>2</sup>	
			2022	2021
Papyrus subgroup	Australia	Standard papers	10%	n/a
Solid Trading	United States of America	Standard papers	10%	10%
Windmill	Netherlands	Standard papers	25%	40%
Maple-leaf	Canada	Forestry	52%	52%
Silver Fir	Singapore	Standard papers	55%	55%

12.10(a)(ii),  
12(e)-(g), B10-B11

The following summarised financial information for the above subsidiaries are prepared in accordance with SFRS(I), modified for fair value adjustments on acquisition and differences in the Group's accounting policies.<sup>3, 4, 5, 6</sup>

	Papyrus	Solid Trading	Windmill	Maple-leaf	Silver Fir	Other individually immaterial subsidiaries	Intra- group elimination	Total
	\$'000	\$'000	\$'000	\$'000	\$'000	\$'000	\$'000	\$'000
<b>2022</b>								
Revenue	20,409	10,930	9,540	3,555	346			
Profit	1,560	1,030	476	296	10			
OCI	-	120	52	4	-			
<b>Total comprehensive income</b>	1,560	1,150	528	300	10			
Attributable to NCI:								
- Profit	156	103	119	154	6	1	(15)	524
- OCI	-	12	13	2	-	-	-	27
<b>- Total comprehensive income</b>	156	115	132	156	6	1	(15)	551
Non-current assets	3,890	6,520	7,438	1,200	998			
Current assets	1,060	1,578	1,112	740	572			
Non-current liabilities	-	(2,315)	(6,580)	(980)	(524)			
Current liabilities	(520)	(983)	(910)	(278)	(959)			
<b>Net assets</b>	4,430	4,800	1,060	682	87			
<b>Net assets attributable to NCI</b>	443	480	265	355	48	1	(97)	1,495
Cash flows from operating activities	430	210	166	(268)	(135)			
Cash flows from investing activities	(120)	510	75	-	(46)			
Cash flows from financing activities (dividends to NCI: nil)	12	(600)	(320)	-	130			
<b>Net increase (decrease) in cash and cash equivalents</b>	322	120	(79)	(268)	(51)			



Note Reference Explanatory note

- |                                     |  |
|-------------------------------------|--|
| <p><b>1.</b> 12.B10(b),<br/>B11</p> | <p>SFRS(I) 12 requires the amounts presented in the summarised financial information to be before inter-company eliminations.</p> <p>SFRS(I) 12 does not specify whether the summarised financial information should be modified for fair value adjustments on acquisition and differences in the Group's accounting policies. In this example, such adjustments have been made.</p> <p>In January 2015, the Committee issued a final agenda decision observing that the summarised financial information would be prepared on a basis consistent with the information included in the consolidated financial statements of the reporting entity. For example, if the subsidiary was acquired in a business combination, then the amounts disclosed would reflect the effects of the acquisition accounting.</p> <p>In addition, the Committee noted that the information provided in respect of paragraph 12(g) would include transactions between the subgroup/subsidiary and other members of the reporting entity's group without elimination in order to meet the requirements in paragraph B11 of IFRS 12. The transactions within the subgroup would be eliminated.</p> |
| <p><b>2.</b></p>                    | <p>Although it is not required by SFRS(I) 12, the Group has reconciled from the summarised financial information about subsidiaries with material NCI to the total amounts in the financial statements. This disclosure is provided for illustrative purposes only. For additional disclosure examples and explanatory notes on SFRS(I) 12, see <a href="#">Guide to annual financial statements – IFRS 12 supplement</a>.</p>   |

Reference

# Notes to the financial statements

## 38. Non-controlling interests (continued)

	Solid Trading \$'000	Windmill \$'000	Maple-leaf \$'000	Silver Fir \$'000	Other individually immaterial subsidiaries \$'000	Intra- Group elimination \$'000	Total \$'000
<b>2021</b>							
Revenue	8,660	9,390	15,810	294			
Profit	240	237	198	33			
OCI	80	15	8	-			
<b>Total comprehensive income</b>	320	252	206	33			
Attributable to NCI:							
- Profit	24	95	103	18	3	(24)	219
- OCI	8	6	4	-	4	-	22
<b>- Total comprehensive income</b>	32	101	107	18	7	(24)	241
Non-current assets	6,140	7,323	1,184	1,107			
Current assets	1,960	1,278	850	622			
Non-current liabilities	(2,900)	(6,900)	(1,200)	(403)			
Current liabilities	(1,430)	(1,049)	(447)	(1,249)			
<b>Net assets</b>	3,770	652	387	77			
<b>Net assets attributable to NCI</b>	377	261	201	42	2	(81)	802
Cash flows from operating activities	300	115	530	(100)			
Cash flows from investing activities	(25)	(40)	(788)	(30)			
Cash flows from financing activities (dividends to NCI: nil)	(200)	(50)	190	130			
<b>Net increase (decrease) in cash and cash equivalents</b>	75	25	(68)	-			

Note Reference Explanatory note

1.	12.24–31	<p>The level of disclosure in respect of involvement with unconsolidated structured entities will depend on the facts and circumstances of the entity, but is likely to be more complex for a bank or other financial institution.</p> <p>For further examples, see:</p> <ul style="list-style-type: none"> <li>• <a href="#">Guide to annual financial statements – Illustrative disclosures for banks</a> (note 37); and</li> <li>• <a href="#">Guide to annual financial statements – Illustrative disclosures for investment funds</a> (note 17)</li> </ul>
2.	7.42A-42H	<p>This example contains certain illustrative disclosures about transfers of financial assets in accordance with the SFRS(I) 7.42A-H on <i>Transfers of Financial Assets</i>. For further examples, see <a href="#">Guide to annual financial statements – Illustrative disclosures for banks</a> (note 38).</p>
3.		<p>Accounting for service concession arrangements is complex, and appropriate disclosures will depend on the circumstances of the individual entity. Issues related to the accounting for service concession arrangements are discussed in <a href="#">Insights into IFRS (5.12)</a>.</p>
4.	INT 1-29.7	<p>Disclosures about the nature and extent of service concession arrangements are provided individually for each service concession arrangement or in aggregate for each class of service concession arrangements. A class is a grouping of service concession arrangements involving services of a similar nature.</p>
5.		<p>The disclosure requirements in SFRS(I) 13 do not apply to assets and liabilities that are not measured at fair value after initial recognition.</p>

Reference

# Notes to the financial statements

## 39. Involvement with unconsolidated structured entities<sup>1, 2</sup>

7.42A,  
42B, 42D(a)-(b),  
12.24, 26

One of the Group's subsidiaries, ABC Private Ltd (ABC), participates in a revolving multi-seller securitisation vehicle for its trade receivables. On the sale of goods, ABC immediately receives the face value of the receivables less a premium that covers the cost of financing. The level of the premium is reviewed quarterly. The Group maintains the customer relationship and collects the amounts due from customers on behalf of the securitisation vehicle. The Group will pay late payment interest to the securitisation vehicle should any of the customers pay after the due dates of the invoices. In the event that a customer defaults on the amount owing, the Group is required to pay the face value of the receivables to the securitisation vehicle.

7.42D(b)-(c),  
12.24(a)

The Group has retained substantially all the risks and rewards associated with the receivables – credit and late payment risks. Therefore, the receivables are not derecognised from the statement of financial position, and the amount received from the securitisation vehicle is recognised as a financial liability (see [note 16](#)). The receivables are considered to be held within a held-to-collect business model consistent with the Group's continuing recognition of the receivables.

7.42D(e),  
12.29(a)-(d)

The table below sets out the carrying amounts of the receivables transferred to the securitisation vehicle and the associated liabilities.

	2022 \$'000	2021 \$'000
Carrying amount of receivables transferred to the securitisation vehicle included in trade and other receivables (current assets)	80	68
Carrying amount of liabilities recognised in connection with receivables transferred to the securitisation vehicle – included in loans and borrowings (current liabilities)	71	60
Maximum exposure to loss (carrying amount of receivables transferred)	80	68

1-1.122, 12.7(a),  
12.26

The Group concluded that it does not control, and therefore should not consolidate, the securitisation vehicle. The securitisation vehicle acquires the trade receivables of numerous companies in the paper products industry, and issues commercial paper to a variety of investors; the Group does not hold any of the commercial paper. Taken as a whole, the Group does not have power over the relevant activities of the securitisation vehicle.

## 40. Service concession arrangement<sup>3, 4, 5</sup>

INT 1-29.6

On 1 February 2022, the Group entered into a service concession agreement with a local town council (the grantor) to construct a toll road near one of the Group's forestry operations. The construction of the toll road commenced in February 2022 and was completed and available for use on 30 September 2022. Under the terms of the agreement, the Group will operate and make the toll road available to the public for a period of five years, starting from 1 October 2022. The Group will be responsible for any maintenance services required during the concession period. The Group does not expect major repairs to be necessary during the concession period.

INT 1-29.6(c)(iv)

The grantor will provide the Group a guaranteed minimum annual payment for each year that the toll road is in operation. Additionally, the Group has received the right to charge users a fee for using the toll road, which the Group will collect and retain; however, this fee is capped to a maximum amount as stated in the service concession agreement. The usage fees collected and earned by the Group are over and above the guaranteed minimum annual payment to be received from the grantor. At the end of the concession period, the toll road becomes the property of the grantor and the Group will have no further involvement in its operation or maintenance requirements.

This page has been left blank intentionally.

Reference

# Notes to the financial statements

## 40. Service concession arrangement (continued)

INT 1-29.6(c)(v)

The service concession agreement does not contain a renewal option. The rights of the grantor to terminate the agreement include poor performance by the Group and in the event of a material breach in the terms of the agreement. The rights of the Group to terminate the agreement include failure of the grantor to make payment under the agreement, a material breach in the terms of the agreement, and any changes in law that would render it impossible for the Group to fulfil its requirements under the agreement.

INT 1-29.6(e), 6A

During the year, the Group recorded the following in respect of its service concession arrangement:

	Construction \$'000	Operation of toll road \$'000	Total \$'000
<b>2022</b>			
Revenue	308	30	338
Profit	25	(5)	20

The revenue from operation of the toll road is the amount of tolls collected. The revenue recognised in relation to construction in 2022 represents the fair value of the construction services provided in constructing the toll road.

The Group has recognised a service concession receivable, measured initially at the fair value of the construction services, of \$260,000 representing the present value of the guaranteed annual minimum payments to be received from the grantor, discounted at a rate of 2%, of which \$5,000 represents accrued interest.

The Group has recognised an intangible asset of \$95,000, of which \$5,000 has been amortised in 2022 (see [note 5](#)). The intangible asset represents the right to charge users a fee for usage of the toll road.

Note Reference Explanatory note

1.	1-10.21(b)	If the financial effect of a material non-adjusting event after the reporting date cannot be estimated, an entity discloses that fact.
2.	3.59(b), B66, 1-10.21, 22, 1-33.70(d)	For each material category of non-adjusting event after the reporting date, an entity discloses the nature of the event and an estimate of its financial effect, or a statement that such an estimate cannot be made. Paragraph 22 of SFRS(I) 1-10 provides examples of non-adjusting events that normally would require disclosure.
3.	3.59(b), B66	For each business combination effected after the reporting date but before the financial statements are authorised for issue, an entity discloses the information pursuant to the requirements of SFRS(I) 3 to enable users of its financial statements to evaluate the nature and financial effect of each business combination. The disclosure requirements are the same as those required for business combinations effected during the period. If disclosure of any information is impracticable, then an entity discloses this fact and the reasons for it.
4.		Refer to Appendix IV for further details on forthcoming requirements for new standards or amendments.

Reference

# Notes to the financial statements

1-10.21

## 41. Subsequent events<sup>1, 2, 3</sup>

### Restructuring

At the end of January 2023, the Group announced its intention to implement a cost-reduction programme and to take further measures to reduce costs. Additionally, to enable the Group to adapt its size to current market conditions, it is intended to reduce the Group's workforce by 400 positions worldwide by the end of 2023, by means of non-replacement whenever possible. The Group expects the restructuring associated with the reduction in positions to cost \$600,000 to \$850,000 in 2023 and 2024.

### Others

Subsequent to 31 December 2022, one of the Group's major trade debtors went into liquidation following a natural disaster in February 2023 that damaged its operating plant. Of the \$100,000 owed by the debtor, the Group expects to recover less than \$10,000. No additional allowance for impairment has been made in the financial statements.

On 10 January 2023, one of the premises of Solid Trading Inc., having a carrying amount of \$220,000, was seriously damaged by fire. Surveyors are in the process of assessing the extent of the loss, following which the Group will file a claim for reimbursement with the insurance company. The Group is unable to estimate the incremental costs relating to refurbishment and temporary shift of production to other locations (in excess of the reimbursement expected).

On 22 July 2022, the Group announced its intention to acquire all of the shares of ABC Company Limited for \$6,500,000. On 4 March 2023, the Group's shareholders approved the transaction and the Group is now awaiting approval from regulatory authorities before proceeding with the acquisition. Management anticipates that this approval will be received by June 2023.

1-8.30-31

## 42. New standards and interpretations not adopted<sup>4</sup>

A number of new standards and amendments to standards are effective for annual periods beginning after 1 January 2022 and earlier application is permitted; however, the Group has not early adopted the new or amended standards in preparing these financial statements.

### (i) Amendments to SFRS(I) 1-12: *Deferred Tax related to Assets and Liabilities arising from a Single Transaction*

The amendments narrow the scope of the initial recognition exemption to exclude transactions that give rise to equal and offsetting temporary differences - e.g. leases and decommissioning liabilities. The amendments apply for annual reporting periods beginning on or after 1 January 2023. For leases and decommissioning liabilities, the associated deferred tax asset and liabilities will need to be recognised from the beginning of the earliest comparative period presented, with any cumulative effect recognised as an adjustment to retained earnings or other components of equity at that date. For all other transactions, the amendments apply to transactions that occur after the beginning of the earliest period presented.



Note Reference Explanatory note

1. The amendments to SFRS(I)1-1, as issued in January 2020 (2020 amendments), are subject to future developments. In November 2021, the IASB published exposure draft *Non-current Liabilities with Covenants - Proposed amendments to IAS 1*, which proposed further amendments to IAS 1 and the deferral of the effective date of the 2020 amendments to no earlier than 1 January 2024. The comment period ended on 31 March 2022. The final amendments to IAS 1 on non-current liabilities with covenants are expected to be finalised in the fourth quarter of 2022. ASC has not issued a similar statement. For further information, see our [web article: Classification of debt with covenants](#).
2. Although new or amended standards that will have no or no material effect on the financial statement need not be provided, the Group has included all new or amended standards issued as at 30 September 2022 and their possible impact on the consolidated financial statements for illustrative purpose only.

## Notes to the financial statements

### 42. New standards and interpretations not adopted (continued)

#### (i) Amendments to SFRS(I) 1-12: *Deferred Tax related to Assets and Liabilities arising from a Single Transaction* (continued)

The Group accounts for deferred tax on leases and decommissioning liabilities applying the 'integrally linked' approach, resulting in a similar outcome to the amendments, except that the deferred tax asset or liability is recognised on a net basis. Under the amendments, the Group will recognise a separate deferred tax asset and a deferred tax liability. As at 31 December 2022, the taxable temporary difference in relation to the right-of-use asset is \$3,761,000 (note 10) and the deductible temporary difference in relation to the lease liability is \$4,345,000 (note 10), resulting in a net deferred tax asset of \$100,000 (note 10). Under the amendments, the Group will recognise a separate deferred tax liability of \$639,000 and a deferred tax asset of \$739,000. There will be no impact on retained earnings on adoption of the amendments.

#### (ii) Amendments to SFRS(I)1-1: *Classification of Liabilities as Current or Non-Current*<sup>1</sup>

The amendments, as issued in 2020, aim to clarify the requirements on determining whether a liability is current or non-current, and apply for annual reporting periods beginning on or after 1 January 2023. However, the IASB has subsequently proposed further amendments to IAS 1 and the deferral of the effective date of the 2020 amendments to no earlier than 1 January 2024. Due to these ongoing developments, the Group is unable to determine the impact of these amendments on the consolidated financial statements in the period of initial application. The Group is closely monitoring the developments.

#### (iii) Others

The following amendments to SFRS(I)s are not expected to have a significant impact on the Group's consolidated financial statements and the Company's statement of financial position.<sup>2</sup>

- SFRS(I) 17 *Insurance Contracts* and Amendments to SFRS(I) 17 *Insurance Contracts*
- Amendments to SFRS(I) 1-1 and SFRS(I) Practice Statement 2: *Disclosure of Accounting Policies*
- Amendments to SFRS(I) 1-8: *Definition of Accounting Estimates*

Note Reference      Explanatory note

1.	<p>A <a href="#">revised Code of Corporate Governance</a> (2018 Code) and an accompanying <a href="#">Practice Guidance</a> were issued by the MAS on 6 August 2018. This 2018 Code supersedes and replaces the Code that was issued in May 2012 (2012 Code). The SGX Listing Manual has also been amended to include the mandatory requirements of the 2018 Code to the SGX Listing Rules. The 2018 Code and revised SGX Listing Rules apply to annual reports covering financial years commencing from 1 January 2019, except for the rules on the 9-year tenure for independent directors and the requirement for independent directors to comprise one-third of the board – which will come into effect later, on 1 January 2022. For a summary of the key changes, see <a href="#">Singapore Corporate Governance Changes Fact Sheet</a>.</p>
SGX 710	<p>An issuer must describe in its annual report its corporate governance practices with specific reference to the principles and the provisions of the 2018 Code. An issuer must comply with the principles of the 2018 Code. Where an issuer's practices vary from any provisions of the 2018 Code, it must explicitly state, in its annual report, the provision from which it has varied, explain the reason for variation, and explain how the practices it had adopted are consistent with the intent of the relevant principle.</p>
2.	<p>Below is an extract of Principle 8 and Provisions 8.1 to 8.3 of the 2018 Code '<i>Disclosure on remuneration</i>':</p> <p>8      The company is transparent on its remuneration policies, level and mix of remuneration, the procedure for setting remuneration, and the relationships between remuneration, performance and value creation.</p> <p>8.1    The company discloses in its annual report the policy and criteria for setting remuneration, as well as names, amounts and breakdown of remuneration of:</p> <p>        (a)    each individual director and the CEO; and</p> <p>        (b)    at least the top five key management personnel (who are not directors or the CEO) in bands no wider than S\$250,000 and in aggregate the total remuneration paid to these key management personnel.</p> <p>8.2    The company discloses the names and remuneration of employees who are substantial shareholders of the company, or are immediate family members of a director, the CEO or a substantial shareholder of the company, and whose remuneration exceeds S\$100,000 during the year, in bands no wider than S\$100,000, in its annual report. The disclosure states clearly the employee's relationship with the relevant director or the CEO or substantial shareholder.</p> <p>8.3    The company discloses in its annual report all forms of remuneration and other payments and benefits, paid by the company and its subsidiaries to directors and key management personnel of the company. It also discloses details of employee share schemes.</p>
3. SGX 1207(10A)	<p>The relationship between the chairman and the CEO of the issuer must be disclosed if they are immediate family members.</p>

Reference

# Supplementary information

(Examples of SGX Listing Manual disclosure requirements)

2018 Code

## 1. Directors and key executives' remuneration<sup>1, 2</sup>

The nature of the remuneration of the Company's Chairman, chief executive officer (CEO) and directors for the year ended 31 December 2022 is as follows:

Names	Salaries (\$)	Bonuses (\$)	Benefits in kind (\$)	Stock options (\$)	Directors' fees (\$)	Total (\$)
<i>Chief Executive Officer</i>						
Lee Sim Tang	375,000	300,000	75,000	-	-	750,000
<i>Executive directors</i>						
Davinder Murugappan	270,000	160,000	60,000	10,000	-	500,000
Peter Smith	231,000	45,000	150,000	9,000	-	300,000
Catherine Sim	83,000	15,000	2,000	-	-	100,000
Khairuddin bin Hassan	83,000	15,000	2,000	-	-	100,000
<i>Independent directors</i>						
Tan Chin Fong(Chairman)	-	-	-	-	240,000	240,000
Yeo Kuan Yee	-	-	-	-	210,000	210,000
Edward Graves	-	-	-	-	210,000	210,000

The nature of the remuneration of the Group's top five key management personnel (who are not the Company's Chairman, CEO and directors), in terms of percentage of total remuneration of each key management personnel for the year ended 31 December 2022, is as follows:

Names	Salaries (%)	Bonuses (%)	Benefits in kind (%)	Stock options (%)	Total (%)
<i>\$500,000 to \$750,000</i>					
Tan Kiat Heng	60	30	8	2	100
Lee Yi Beng	60	30	8	2	100
<i>\$250,000 to \$500,000</i>					
Yeo Wee Sen	80	15	5	-	100
<i>Below \$250,000</i>					
Anne Toh Ann Ni	90	10	-	-	100
Pat Chan Pei Li	90	10	-	-	100

The total remuneration paid to the top five key management personnel of the Group (excluding the Company's Chairman, CEO and directors) for the year ended 31 December 2022 is \$2,000,000.

For the year ended 31 December 2022, there were no immediate family members of a director, the CEO<sup>3</sup>, the Chairman<sup>3</sup> or a substantial shareholder of the Company under the employment of the Group.

Note Reference Explanatory note

1. *SGX 1207(11)* The SGX Listing Rules include the following disclosure requirements in relation to Land and Buildings:

In respect of land and buildings, a breakdown of the value in terms of freehold and leasehold. Where properties have been revalued, to state the portion of the aggregate value of land and buildings that is based on valuation, and to state the valuation date. The valuation of real property must be carried out by a property valuer in accordance with the property valuation standards. Where the aggregate value of all properties for development, sale or for investment purposes held by the Group represents more than 15% of the value of the consolidated net tangible assets, or contributes more than 15% of the consolidated pre-tax operating profit, the following information should be disclosed:

- Property held for development or sale:
  - a brief description and location of the property;
  - if in the course of construction, the stage of completion as at the date of the annual report and the expected completion date;
  - the existing use (e.g. shops, offices, factories, residential, etc.);
  - the site and gross floor areas of the property; and
  - the percentage interest in the property.
- Property held for investment:
  - a brief description and location of the property;
  - the existing use (e.g. shops, offices, factories, residential etc.); and
  - whether the property is leasehold or freehold. If leasehold, state the unexpired term of the lease.

If full compliance results in a lengthy report, compliance is only required for properties which are considered material.

Reference

## Supplementary information (continued)

### 2. Group properties<sup>1</sup>

SGX 1207(11)(a)

#### Major properties held for development

Location	Description	Intended use	Stage of completion	Expected date of completion	Site area (sq m)	Approximate lettable/strata area (sq m)	Group's effective interest (%)
14 Tuas Road, Singapore	2-storey terrace factory	Industrial	Piling completed	Dec 2023	1,955	3,280	100
Sun Centre 15 Scotts Road, Singapore	5 storeys of retail space	Commercial	80%	Apr 2023	4,093	15,550	100
51, 52 & 53 Poole Road, Singapore	3-storey terrace houses	Residential	70%	Aug 2023	917	2,010	100

SGX 1207(11)(a)

#### Major properties held for sale

Location	Description	Existing use	Site area (sq m)	Approximate lettable/strata area (sq m)	Group's effective interest (%)
Hope House 796-802 Green Road, United States of America	16-storey office building	Office	558	733	100
Sennett Estate 100 Sennett Road, Singapore	2-storey bungalow	Residential	1,264	1,826	100

SGX 1207(11)(b)

#### Major properties held for investment

Location	Description	Existing use	Tenure of land	Remaining term of lease
Overseas Building 1112-1120 Millers Road, United States of America	4 storeys of retail space	Commercial	Freehold	-
Deville House 122 House Street, People's Republic of China	7-storey office building	Office	Leasehold	35 years
43 Village Road, People's Republic of China	2-storey terrace house	Residential	Leasehold	55 years

Note Reference Explanatory note

- 1.** *SGX 904*

An ‘interested person transaction’ (IPT) means a transaction between an entity at risk and an interested person. The Exchange may deem any person or entity to be an interested person if the person or entity has entered into, or proposes to enter into: (a) a transaction with an entity at risk; and (b) an agreement or arrangement with an interested person in connection with that transaction. An ‘entity at risk’ refers to the issuer, a non-listed subsidiary, or a non-listed associated company over which the Group and its interested persons have control. An ‘interested person’ means a director, chief executive officer, or controlling shareholder of the issuer, or an associate of any of these parties.

An IPT includes the provision or receipt of financial assistance, the acquisition, disposal or leasing of assets, the provision or receipt of goods or services, the issuance or subscription of securities, the granting of or being granted options, and the establishment of joint ventures or joint investments, whether or not in the ordinary course of business, and whether or not entered into directly or indirectly (for example, through one or more interposed entities).

*SGX 907*

Except for transactions of less than \$100,000 each, Rule 907 requires all IPTs to be disclosed in four columns, identifying the name of the interested person, nature of relationship and the corresponding aggregate value of the IPT. Differentiation should be made between those conducted under shareholders’ general mandate and all other transactions with the same interested person.
- 2.** *SGX 920*

An issuer may seek a shareholders’ mandate for a recurrent transaction of a revenue or trading nature or those necessary for its day-to-day operations such as supplies, materials, etc., but not in respect of the purchase or sale of assets, undertakings or business. A general mandate is subject to annual renewal.

If there is such a shareholders’ mandate, it is necessary to disclose in the annual report, in the form set out in Rule 907, aggregate value of transactions conducted pursuant to the shareholders’ mandate during the financial year.
- 3.** *SGX 1207(8)*

Disclose the particulars of material contracts of the issuer and its subsidiaries, involving the interests of the chief executive officer, each director or controlling shareholder, either still subsisting at the end of the financial year or, if not then subsisting, entered into since the end of the previous financial year.

If no material contract has been entered into, the issuer should make an appropriate negative statement.

Reference

## Supplementary information (continued)

### 2. Group properties (continued)

SGX 1207(11)

The breakdown of the value of land and buildings in terms of freehold and leasehold and the portion of the aggregate value that are based on valuation are as follows:

	Valuation date	Freehold land and buildings \$'000	Leasehold land and buildings \$'000
Aggregate value		8,706	760
At valuation	31 December 2022	9,350	850

### 3. Interested person transactions<sup>1</sup>

SGX 1207(17),  
SGX 907

The aggregate value of transactions entered into by the Group with interested persons and their affiliates, as defined in the SGX Listing Manual, are as follows:

Interested person	Nature of relationship	Aggregate value of all transactions conducted under a shareholders' mandate <sup>2</sup> pursuant to Rule 920 of the SGX Listing Manual	Aggregate value of all other transactions
On Track Limited	Company controlled by a director - Purchases of repairs and maintenance services	-	\$176,000

### 4. Material contracts<sup>3</sup>

SGX 1207(8)

The Group entered into a two-year contract with On Track Limited, a company which is controlled by Yeo Kuan Yee, to provide repairs and maintenance services on production equipment. The total contract value is \$370,000. The contract terms are based on market rates for these types of services, and amounts are payable on a quarterly basis for the duration of the contract. Repairs and maintenance services from this related party amounted to \$176,000 (2021: nil) during the year 31 December 2022.



Note   *Reference*   **Explanatory note**

<b>1.</b>	<i>1-1.10, 81(a)</i>	This analysis is based on a single statement of profit or loss and OCI.
-----------	----------------------	---

## Appendix I-A

### Consolidated statement of profit or loss and other comprehensive income<sup>1</sup>

Year ended 31 December 2022

	Note	2022 \$'000	2021 \$'000 Restated*
<b>Continuing operations</b>			
Revenue	23	100,160	96,636
Cost of sales		(55,592)	(56,186)
<b>Gross profit</b>		44,568	40,450
Gain on distribution to owners of the Company	15	2,556	-
Other income	24	1,021	194
Selling and distribution expenses		(17,983)	(18,012)
Administrative expenses		(17,143)	(15,269)
Research and development expenses		(1,109)	(697)
Impairment loss on trade receivables and contract assets		(150)	(30)
Other expenses	25	(826)	-
<b>Results from operating activities</b>		10,934	6,636
Finance income	26	1,029	493
Finance costs	26	(1,575)	(1,659)
<b>Net finance costs</b>		(546)	(1,166)
Share of profit of equity-accounted investees (net of tax)	8	541	708
<b>Profit before tax</b>		10,929	6,178
Tax expense	28	(3,371)	(1,800)
<b>Profit from continuing operations</b>		7,558	4,378
<b>Discontinued operation</b>			
Profit (loss) from discontinued operation (net of tax)	29	379	(422)
<b>Profit for the year</b>		7,937	3,956

The accompanying notes form an integral part of these financial statements.

This page has been left blank intentionally.

## Consolidated statement of profit or loss and other comprehensive income (continued)

Year ended 31 December 2022

	Note	2022 \$'000	2021 \$'000 Restated*
<b>Other comprehensive income</b>			
<b>Items that will not be reclassified to profit or loss:</b>			
Revaluation of property, plant and equipment	4	200	-
Defined benefit plan remeasurements	17	72	(15)
Equity investments at FVOCI – net change in fair value		163	2
Share of net changes in the fair value of equity investment of equity-accounted investees		2	1
Related tax	28	(144)	5
<b>Total items that will not be reclassified to profit or loss</b>		<b>293</b>	<b>(8)</b>
<b>Items that are or may be reclassified subsequently to profit or loss:</b>			
Net loss on hedge of net investment in foreign operation		(3)	(8)
Foreign currency translation differences - foreign operations		500	330
Foreign currency translation differences on loss of significant influence reclassified to profit or loss	32	(20)	-
Share of foreign currency translation differences of equity-accounted investees		19	-
Effective portion of changes in fair value of cash flow hedges		(68)	77
Net change in fair value of cash flow hedges reclassified to profit or loss		(31)	(11)
Cost of hedging reserve – changes in fair value		18	15
Cost of hedging reserve – reclassified to profit or loss		(18)	(8)
Debt investments at FVOCI – net change in fair value		36	92
Debt investments at FVOCI – reclassified to profit or loss		(64)	-
Related tax	28	40	(53)
<b>Total items that are or may be reclassified subsequently to profit or loss</b>		<b>409</b>	<b>434</b>
<b>Other comprehensive income for the year, net of tax</b>		<b>702</b>	<b>426</b>
<b>Total comprehensive income for the year</b>		<b>8,639</b>	<b>4,382</b>
<b>Profit attributable to:</b>			
Owners of the Company		7,413	3,737
Non-controlling interests	38	524	219
<b>Profit for the year</b>		<b>7,937</b>	<b>3,956</b>
<b>Total comprehensive income attributable to:</b>			
Owners of the Company		8,088	4,141
Non-controlling interests	38	551	241
<b>Total comprehensive income for the year</b>		<b>8,639</b>	<b>4,382</b>
<b>Earnings per share</b>			
Basic earnings per share (dollars)	30	2.25	1.07
Diluted earnings per share (dollars)	30	2.11	10.7
<b>Earnings per share - Continuing operations</b>			
Basic earnings per share (dollars)	30	2.12	1.21
Diluted earnings per share (dollars)	30	1.99	1.20

\* See notes 2.5, 4 and 29. Comparative information has also been re-presented due to a discontinued operation, and reclassified due to a change in the classification of certain depreciation expenses.

*The accompanying notes form an integral part of these financial statements.*

Note   *Reference*   **Explanatory note**

<b>1.</b>	<i>1-1.99, 102</i>	This Appendix illustrates an analysis of expenses recognised in profit or loss using a classification based on their nature. The level of disclosure presented in this Appendix is optional.
-----------	--------------------	--

## Appendix I-B

### Consolidated statement of profit or loss<sup>1</sup>

Year ended 31 December 2022

	Note	2022 \$'000	2021 \$'000 Restated*
<b>Continuing operations</b>			
Revenue	23	100,160	96,636
Gain on distribution to owners of the Company	15	2,556	-
Other income	24	1,021	194
Changes in inventories of finished goods and work in progress		1,259	(450)
Work performed by the entity and capitalised		4,089	4,386
Raw materials and consumables used		(34,635)	(35,146)
Depreciation and amortisation expenses		(5,786)	(5,917)
Reversal of (impairment losses on) property, plant and equipment, intangible assets and goodwill		377	(1,408)
Transportation costs		(6,784)	(5,945)
Employee benefits expenses		(22,223)	(19,513)
Maintenance expense		(12,673)	(12,824)
Utilities expenses		(6,130)	(5,046)
Consultancy expense		(4,865)	(4,065)
Advertising expense		(2,550)	(2,650)
Lease expense		(355)	(315)
Impairment loss on trade receivables and contract assets		(150)	(30)
Flood-related expenses	25	(359)	-
Other expenses		(2,018)	(1,271)
<b>Total expenses</b>		<b>(92,803)</b>	<b>(90,194)</b>
Finance income	26	1,029	493
Finance costs	26	(1,575)	(1,659)
<b>Net finance costs</b>		<b>(546)</b>	<b>(1,166)</b>
Share of profit of equity-accounted investees (net of tax)	8	541	708
<b>Profit before tax</b>		<b>10,929</b>	<b>6,178</b>
Tax expense	28	(3,371)	(1,800)
<b>Profit from continuing operations</b>		<b>7,558</b>	<b>4,378</b>
<b>Discontinued operation</b>			
Profit (loss) from discontinued operation (net of tax)	29	379	(422)
<b>Profit for the year</b>		<b>7,937</b>	<b>3,956</b>

This page has been left blank intentionally.

## Consolidated statement of profit or loss (continued)

Year ended 31 December 2022

	Note	2022 \$'000	2021 \$'000 Restated*
<b>Profit attributable to:</b>			
Owners of the Company		7,413	3,737
Non-controlling interests	38	524	219
<b>Profit for the year</b>		<b>7,937</b>	<b>3,956</b>
<b>Earnings per share</b>			
Basic earnings per share (dollars)	30	2.25	1.07
Diluted earnings per share (dollars)	30	2.11	1.07
<b>Earnings per share - Continuing operations</b>			
Basic earnings per share (dollars)	30	2.12	1.21
Diluted earnings per share (dollars)	30	1.99	1.20

\* See notes 2.5, 4 and 29. Comparative information has also been re-presented due to a discontinued operation, and reclassified due to a change in the classification of certain depreciation expenses.

*The accompanying notes form an integral part of these financial statements.*



Note *Reference* **Explanatory note**

- |           |                |  |
|-----------|----------------|--|
| <b>1.</b> | <i>1-1.106</i> | This Appendix illustrates the presentation of changes in each component of equity arising from transactions recognised in OCI, in the notes. |
|-----------|----------------|--|

# Appendix I-C

## Consolidated statement of changes in equity<sup>1</sup>

Year ended 31 December 2022

Attributable to owners of the Company											
Note	Share capital \$'000	Trans- lation reserve \$'000	Hedging reserve \$'000	Cost of hedging reserve \$'000	Fair value reserve \$'000	Revalua- tion reserve \$'000	Reserve for own shares \$'000	Retained earnings \$'000	Total \$'000	Non- controlling interests \$'000	Total equity \$'000
At 1 January 2021,* as previously stated	18,050	-	434	75	17	-	-	10,272	28,848	601	29,449
Impact of change in accounting policy	-	-	-	-	-	-	-	33	33	-	33
At 1 January 2021, as restated	18,050	-	434	75	17	-	-	10,305	28,881	601	29,482
<b>Total comprehensive income for the year</b>											
Profit for the year (restated)	-	-	-	-	-	-	-	3,737	3,737	219	3,956
Total other comprehensive income <sup>1</sup>	-	300	44	7	63	-	-	(10)	404	22	426
<b>Total comprehensive income for the year (restated)</b>	-	300	44	7	63	-	-	3,727	4,141	241	4,382
<b>Transactions with owners, recognised directly in equity</b>											
<b>Contributions by and distributions to owners</b>											
Own shares acquired	-	-	-	-	-	-	(280)	-	(280)	-	(280)
Dividends declared	-	-	-	-	-	-	-	(531)	(531)	(40)	(571)
Share-based payment transactions	-	-	-	-	-	-	-	250	250	-	250
<b>Total transactions with owners</b>	-	-	-	-	-	-	(280)	(281)	(561)	(40)	(601)
<b>At 31 December 2021 (restated)</b>											
	18,050	300	478	82	80	-	(280)	13,751	32,461	802	33,263

The accompanying notes form an integral part of these financial statements.

This page has been left blank intentionally.

# Consolidated statement of changes in equity (continued)

Year ended 31 December 2022

1-1.113

	Note	Attributable to owners of the Company										Non-controlling interests \$'000	Total equity \$'000
		Share capital \$'000	Capital reserves \$'000	Translation reserve \$'000	Hedging reserve \$'000	Cost of hedging reserve \$'000	Fair value reserve \$'000	Revaluation reserve \$'000	Reserve for own shares \$'000	Retained earnings \$'000	Total \$'000		
At 31 December 2021 (restated)		18,050	-	300	478	82	80	-	(280)	13,751	32,461	802	33,263
<b>Total comprehensive income for the year</b>													
Profit for the year		-	-	-	-	-	-	-	-	7,413	7,413	524	7,937
Total other comprehensive income	15	-	-	469	(68)	-	92	134	-	48	675	27	702
<b>Total comprehensive income for the year</b>		-	-	469	(68)	-	92	134	-	7,461	8,088	551	8,639
Hedging gains and losses and costs of hedging transferred to the cost of inventory		-	-	-	6	-	-	-	-	-	6	-	6
<b>Transactions with owners, recognised directly in equity</b>													
<b>Contributions by and distributions to owners</b>													
Issue of ordinary shares related to business combination	32	87	-	-	-	-	-	-	-	-	87	-	87
Issue of ordinary shares	15	1,550	-	-	-	-	-	-	-	-	1,550	-	1,550
Issue of convertible notes, net of tax	16	-	109	-	-	-	-	-	-	-	109	-	109
Own shares sold	15	-	10	-	-	-	-	-	20	-	30	-	30
Dividends declared	15	-	-	-	-	-	-	-	-	(1,213)	(1,213)	(30)	(1,243)
Non-cash distribution to owners of the Company	15	-	-	-	-	-	-	(27)	-	(12,473)	(12,500)	-	(12,500)
Share-based payment transactions	18	-	-	-	-	-	-	-	-	755	755	-	755
Share options exercised	15	50	-	-	-	-	-	-	-	-	50	-	50
<b>Total contributions by and distributions to owners</b>		1,687	119	-	-	-	-	(27)	20	(12,931)	(11,132)	(30)	(11,162)

The accompanying notes form an integral part of these financial statements.

This page has been left blank intentionally.

## Consolidated statement of changes in equity (continued)

Year ended 31 December 2022

Attributable to owners of the Company												
Note	Share capital \$'000	Capital reserves \$'000	Trans- lation reserve \$'000	Hedging reserve \$'000	Cost of hedging reserve \$'000	Fair value reserve \$'000	Revalua- tion reserve \$'000	Reserve for own shares \$'000	Retained earnings \$'000	Total \$'000	Non- controlling interests \$'000	Total equity \$'000
Changes in ownership interests in subsidiaries												
Acquisition of non-controlling interests without a change in control	32	-	-	8	-	-	-	-	(93)	(85)	(115)	(200)
Acquisition of subsidiary with non-controlling interests	32	-	-	-	-	-	-	-	-	-	304	304
Total changes in ownership interests in subsidiaries												
	-	-	8	-	-	-	-	-	(93)	(85)	189	104
Total transactions with owners												
	1,687	119	8	-	-	-	(27)	20	(13,024)	(11,217)	159	(11,058)
At 31 December 2022												
	19,737	119	777	416	82	172	107	(260)	8,188	29,338	1,512	30,850

\* See [note 2.5](#). The comparative information is restated on account of a change in accounting policy for investment property.

*The accompanying notes form an integral part of these financial statements.*

This page has been left blank intentionally.

# Notes to the financial statements

## 15. Capital and reserves (continued) Other comprehensive income

	Attributable to owners of the Company							Non-controlling interests \$'000	Total other comprehensive income \$'000
	Translation reserve \$'000	Hedging reserve \$'000	Cost of hedging reserve \$'000	Fair value reserve \$'000	Revaluation reserve \$'000	Retained earnings \$'000	Total \$'000		
<b>31 December 2022</b>									
Foreign currency translation differences	473	-	-	-	-	-	473	27	500
Foreign currency translation differences on loss of significant influence reclassified to profit or loss	(20)	-	-	-	-	-	(20)	-	(20)
Share of foreign currency translation differences of equity-accounted investees	19	-	-	-	-	-	19	-	19
Net loss on hedge of net investment in foreign operation	(3)	-	-	-	-	-	(3)	-	(3)
Revaluation of property, plant and equipment	-	-	-	-	200	-	200	-	200
Effective portion of changes in fair value of cash flow hedges	-	(68)	-	-	-	-	(68)	-	(68)
Net change in fair value of cash flow hedges reclassified to profit or loss	-	(31)	-	-	-	-	(31)	-	(31)
Cost of hedging reserve – changes in fair value	-	-	18	-	-	-	18	-	18
Cost of hedging reserve – reclassified to profit or loss	-	-	(18)	-	-	-	(18)	-	(18)
Net change in fair value:									
- equity investments at FVOCI	-	-	-	163	-	-	163	-	163
- debt investments at FVOCI	-	-	-	36	-	-	36	-	36
Debt investments at FVOCI – reclassified to profit or loss	-	-	-	(64)	-	-	(64)	-	(64)
Share of net changes in the fair value of equity investment of equity-accounted investees	-	-	-	2	-	-	2	-	2
Defined benefit plan remeasurements	-	-	-	-	-	72	72	-	72
Tax on other comprehensive income	-	31	-	(45)	(66)	(24)	(104)	-	(104)
<b>Total other comprehensive income</b>	<b>469</b>	<b>(68)</b>	<b>-</b>	<b>92</b>	<b>134</b>	<b>48</b>	<b>675</b>	<b>27</b>	<b>702</b>



This page has been left blank intentionally.

# Notes to the financial statements (continued)

1-1.106(d)(ii)

## 15. Capital and reserves (continued) Other comprehensive income (continued)

	Attributable to owners of the Company						Non-controlling interests \$'000	Total other comprehensive income \$'000
	Translation reserve \$'000	Hedging reserve \$'000	Cost of hedging reserve \$'000	Fair value reserve \$'000	Revaluation reserve \$'000	Retained earnings \$'000		
<b>31 December 2021</b>								
Foreign currency translation differences	308	-	-	-	-	-	22	330
Net loss on hedge of net investment in foreign operation	(8)	-	-	-	-	-	-	(8)
Effective portion of changes in fair value of cash flow hedges	-	77	-	-	-	-	-	77
Net change in fair value of cash flow hedges reclassified to profit or loss	-	(11)	-	-	-	-	-	(11)
Cost of hedging reserve – changes in fair value	-	-	15	-	-	-	-	15
Cost of hedging reserve – reclassified to profit or loss	-	-	(8)	-	-	-	-	(8)
Net change in fair value:								
- equity investments at FVOCI	-	-	-	2	-	-	-	2
- debt investments at FVOCI	-	-	-	92	-	-	-	92
Defined benefit plan remeasurements	-	-	-	-	-	(15)	-	(15)
Tax on other comprehensive income	-	(22)	-	(31)	-	5	-	(48)
<b>Total other comprehensive income</b>	<b>300</b>	<b>44</b>	<b>7</b>	<b>63</b>	<b>-</b>	<b>(10)</b>	<b>22</b>	<b>426</b>

This page has been left blank intentionally.

## Appendix I-D

### Consolidated statement of cash flows (direct method)

Year ended 31 December 2022

	Note	2022 \$'000	2021 \$'000 Restated*
<b>Cash flows from operating activities</b>			
Cash receipts from customers		99,059	96,381
Cash paid to suppliers and employees		(89,257)	(87,480)
Cash generated from operating activities		9,802	8,901
Tax paid		(428)	(1,527)
<b>Net cash from operating activities</b>		<b>9,374</b>	<b>7,374</b>
<b>Cash flows from investing activities</b>			
Interest received		211	155
Dividends received		369	330
Dividends from equity-accounted investees	8	21	-
Proceeds from sale of property, plant and equipment		1,177	481
Proceeds from sale of investments		891	2,034
Disposal of discontinued operation, net of cash disposed of	29	10,890	-
Acquisition of subsidiary, net of cash acquired	32	(1,799)	-
Acquisition of equity-accounted investees	8	(3,600)	-
Acquisition of property, plant and equipment		(15,657)	(2,228)
Acquisition of investment property		(300)	(40)
Plantations and acquisitions of non-current biological assets		(305)	(437)
Acquisition of other investments		(321)	(2,409)
Development expenditure		(1,235)	(503)
Receipt of asset-related government grant	19	-	1,613
<b>Net cash used in investing activities</b>		<b>(9,658)</b>	<b>(1,004)</b>
<b>Cash flows from financing activities</b>			
Proceeds from issue of share capital		1,550	-
Proceeds from issue of convertible notes		5,000	-
Proceeds from issue of redeemable preference shares		2,000	-
Proceeds from sale of own shares		30	-
Proceeds from exercise of share options		50	-
Proceeds from settlement of derivatives		5	11
Payment of transaction costs related to loans and borrowings		(343)	-
Acquisition of non-controlling interests	32	(200)	-
Repurchase of own shares		-	(280)
Proceeds from borrowings		522	260
Repayment of borrowings		(5,517)	(4,705)
Payment of lease liabilities		(459)	(394)
Dividends paid to owners of the Company		(1,213)	(531)
Dividends paid to non-controlling interests		(30)	(40)
Interest paid		(1,424)	(1,324)
<b>Net cash used in financing activities</b>	16	<b>(29)</b>	<b>(7,003)</b>
<b>Net decrease in cash and cash equivalents</b>		<b>(313)</b>	<b>(633)</b>
Cash and cash equivalents at 1 January		1,568	2,226
Effect of exchange rate fluctuations on cash held		(83)	(25)
<b>Cash and cash equivalents at 31 December</b>	14	<b>1,172</b>	<b>1,568</b>

\* See note 2.5. The comparative information is restated on account of a change in accounting policy for investment property.

*The accompanying notes form an integral part of these financial statements.*

Note Reference Explanatory note

1.		The purpose of this Appendix is to assist in the preparation of disclosures in annual financial statements for entities that have going concern issues. It illustrates one possible format for the disclosures; other formats are possible. Additional illustrative examples of going concern disclosures are provided in Appendix I-E.
2.	1-1.25	<p>Financial statements are prepared on a going concern basis, unless management intends or has no alternative other than to liquidate the entity or stop trading. In our view, there is no general dispensation from the measurement, recognition and disclosure requirements of SFRS(I) even if an entity is not expected to continue as a going concern. We believe that even if the going concern assumption is not appropriate, SFRS(I) is applied accordingly, with particular attention paid to the requirements of:</p> <ul style="list-style-type: none"> <li>• SFRS(I) 5 (to the extent that assets are being held for sale and not abandoned);</li> <li>• SFRS(I) 1-32 (with respect to the classification of the entity's debt and equity instruments);</li> <li>• SFRS(I) 1-36; and</li> <li>• SFRS(I) 1-37.</li> </ul> <p>1-10.14, 1-1.25, 26</p> <p>If an entity ceases to be a going concern after the reporting date but before its financial statements are authorised for issue, then it is not permitted to prepare its financial statements on a going concern basis. This issue is discussed in <a href="#">Insights into IFRS (1.2.70.20 and 1.2.70.50)</a>.</p>
3.	1-1.122	<p>In some cases, management may conclude that there are no material uncertainties that require disclosure in accordance with paragraph 25 of SFRS(I) 1-1. However, reaching that conclusion involved significant judgement (i.e. a 'close-call' scenario). In these cases, a question arises about whether any disclosures are required.</p> <p>The IFRS Interpretations Committee discussed this issue and noted that the disclosure requirements in paragraph 122 of IAS 1 apply to the judgements made in concluding that there are no material uncertainties related to events or conditions that may cast significant doubt on the entity's ability to continue as a going concern. . To meet these disclosure requirements, in our view similar information to that in respect of material uncertainties (see first three points in <a href="#">1.2.83.10</a> in <a href="#">Insights into IFRS</a>) may be relevant to the users' understanding of the entity's financial statements. This issue is discussed in <a href="#">Insights into IFRS (1.2.85.10)</a>.</p>
4.		This appendix illustrates one possible example of disclosures in a close-call scenario. Additional illustrative examples of going concern disclosures are provided in our <a href="#">COVID-19 supplement (September 2020)</a> .

# Appendix I-E

## Example disclosures for entities that require going concern disclosures<sup>1</sup>

### Basis of preparation

#### (X) Going concern basis of accounting<sup>2, 3, 4</sup>

1-1.25-26,  
122

The consolidated financial statements have been prepared on a going concern basis, which assumes that the Group will be able to discharge its liabilities including the mandatory repayment terms of the banking facilities as disclosed in [note 16](#).

The Group has recognised a net profit after tax of \$7,937,000 for the year ended 31 December 2022 and as at that date, current assets exceed current liabilities by \$15,484,000. However, as described in [note 20](#), significant one-off environmental costs are expected in 2023 reflecting various regulatory developments in a number of Southeast Asian countries.

In addition to the above, fully drawn banking facilities of \$7,012,000 are subject to review by 30 June 2023. The lenders are expected to undertake a review, which will include (but is not limited to) an assessment of:

- the financial performance of the Group against budget; and
- the progress of compliance with new regulatory requirements.

Management believes that the repayment of the facilities will be met out of operating cash flows and the immediate and significant mitigating actions taken by management to reduce costs and optimise the Group's cash flow and liquidity. Among these are the following mitigating actions: reducing capital and investment expenditure through postponing or pausing projects and change activity; deferring or cancelling discretionary spend; freezing non-essential recruitment; and reducing marketing spend. Management anticipates that any additional cash flow needs will be met out of asset sales. Management is confident that the asset sales will be finalised prior to 30 June 2023 as disclosed in [note 11](#) and that the proceeds will be sufficient to meet any additional cash flow needs.

Based on these factors, management has a reasonable expectation that the Group has and will have adequate resources to continue in operational existence for the foreseeable future.

### 2.4 Use of estimates and judgements

#### A. Judgements

1-1.122

Information about critical judgements in applying accounting policies that have the most significant effect on the amounts recognised in the financial statements is included in the following notes:

- [Note \[X\]](#) – going concern: whether there are material uncertainties that may cast significant doubt on the entity's ability to continue as a going concern;
- [...]

Note *Reference* **Explanatory note**

1.	<p>The purpose of this Appendix is to illustrate a variety of disclosures that a government-related entity may make under paragraph 26 of SFRS(I) 1-24. In providing disclosures, entities need to assess the appropriate level of detail so that voluminous disclosures do not mask important information that may affect an assessment of the entity's results of operations and financial condition.</p> <p>Other formats are possible; the appropriate level of disclosure may vary depending on the significance of related party transactions.</p>
2.	<p>For the purpose of the example disclosures in this Appendix, we assume the Group is indirectly controlled by the Government of Country X. It is also assumed that in addition to selling to various private sector entities, products are sold to government agencies and departments of Country X.</p>

## Appendix I-F

### Example disclosures for government-related entities under SFRS(I) 1-24 *Related Party Disclosures*<sup>1</sup>

#### 36. Related parties

##### **Example 1: Individually significant transaction because of size of transaction**

In 2020, a subsidiary entity, Griffin Ltd<sup>2</sup>, entered into a procurement agreement with the Department of Commerce of the Government of Country X, such that Griffin Ltd would act as the sole supplier of recycled paper products to the Department's various agencies for a term of three years from 2021 to 2023, with an agreed bulk discount of 10% compared to the list prices that Griffin Ltd would generally charge on individual orders. The aggregate sales value under the agreement for the year ended 31 December 2022 amounted to \$3,500,000 (2021: \$2,800,000). As at 31 December 2022, the aggregate amounts due from the Department amounted to \$10,000 (2021: \$30,000) and were payable under normal 30 days' credit terms.

##### **Example 2: Individually significant transaction carried out on 'non-market' terms**

On 30 December 2021, the Department of Finance of the Government of Country X contracted Griffin Ltd to be the sole designer and supplier of materials for office fit-outs for all of Government. The contract lasts for a term of five years from 2022 to 2026. Under the agreement, the Department of Finance will reimburse Griffin Ltd for the cost of each fit-out. However, Griffin Ltd will not be entitled to earn a margin above cost for this activity. The aggregate sales value under the agreement for the year ended 31 December 2022 amounted to \$3,500,000. As at 31 December 2022, the aggregate amounts due from the Department amounted to \$1,000,000 and were payable under normal 30 days' credit terms.

##### **Example 3: Individually significant transaction outside normal day-to-day business operations**

Pursuant to an agreement dated 1 January 2022, Griffin Ltd and the Department of Trade and Enterprise of the Government of Country X agreed to participate and co-operate with a third party consortium in the development, funding and operation of a research and development centre. Griffin Ltd will also sublease a floor in its headquarter building as an administrative office for the joint operation. As at 31 December 2022, the capital invested in the venture amounted to \$700,000 and total lease payments of \$100,000 were received as rental income.

##### **Example 4: Individually significant transaction subject to shareholder approval**

Griffin Ltd currently owns 40% of Galaxy Ltd, with the remaining 60% owned by the Department of Commerce of the Government of Country X (25%) and Lex Limited (35%), a party indirectly controlled by the Department of Commerce. On 1 December 2022, Griffin Ltd entered into a sale and purchase agreement (the Agreement) with the Department of Commerce and Lex Limited, such that Griffin Ltd will buy their shares in Galaxy Ltd at \$1 per share, at a total consideration of \$6,000,000. The terms of the Agreement are subject to independent shareholders' approval at the extraordinary general meeting to be held on 1 February 2023. Upon the completion of the proposed acquisition, Galaxy Ltd will become a wholly-owned subsidiary of Griffin Ltd.



This page has been left blank intentionally.

## Example disclosures for government-related entities under SFRS(I) 1-24 *Related Party Disclosures* (continued)

### 36. Related parties (continued)

#### **Example 5: Collectively, but not individually, significant transactions**

Griffin Ltd operates in an economic regime dominated by entities directly or indirectly controlled by the Government of Country X through its government authorities, agencies, affiliations and other organisations, collectively referred to as *government-related entities*. Griffin Ltd has transactions with other government-related entities, including but not limited to sales and purchases of goods and ancillary materials, rendering and receiving services, lease of assets, and use of public utilities.

These transactions are conducted in the ordinary course of Griffin Ltd's business on terms comparable to those with other entities that are not government-related. Griffin Ltd has established procurement policies, pricing strategy and approval process for purchases and sales of products and services, which are independent of whether the counterparties are government-related entities.

For the year ended 31 December 2022, management estimates that the aggregate amount of Griffin Ltd's significant transactions with other government-related entities is at least 50% of its sales of recycled paper products and between 30% to 40% of its purchase of materials.

Note Reference Explanatory note

1.	3.B7B, IFRS 3.BC21W	The purpose of the concentration test is to permit a simplified assessment of whether an acquired set of activities and assets is not a business. The concentration test is optional because in some circumstances it may be more efficient to assess whether a substantive process is acquired. An entity can choose to apply this test on a transaction-by-transaction basis. The Group has applied the concentration test for this transaction. This issue is discussed in <a href="#">Insights into IFRS (2.6.25.10)</a> .
2.	3.2(b), IU 11-17, IU 03-22	For the acquisition of an asset or a group of assets that does not constitute a business, the cost of the group of assets may be allocated to the individual identifiable assets and liabilities on the basis of their relative fair values at the date of purchase. Other allocation methods may also be acceptable. This issue is discussed in <a href="#">Insights into IFRS (2.6.1160.50)</a> .
3.	1-12.15	No deferred tax liabilities are included in the total identifiable net assets, as initial recognition exemption is applied for the asset acquisition (deferred tax asset or liability that arises from the initial recognition of an asset or liability in a transaction that is not a business combination, and affects neither accounting profit nor taxable profit at the time of the transaction). This issue is discussed in <a href="#">Insights into IFRS (3.13.210.10)</a> .

## Appendix I-G

### Example disclosures for application of definition of a business: real estate entities

#### 3. Significant accounting policies

##### X. Basis of consolidation

##### (x) Business combinations and asset acquisition

The details of accounting policies are set out in [note 3.1\(i\)](#).

##### X. Acquisition of assets and business<sup>1</sup>

3.B7, B8-B12D

##### Acquisition of assets

On 11 August 2022, the Group acquired ABC Real Estate Pte Ltd. The assets in ABC Real Estate Pte Ltd largely consists of land, buildings, leased assets and leasehold improvements, and equipment without substantive processes. Substantially all of the fair value of the gross assets acquired is concentrated in the portfolio of commercial properties, which represents a group of similar identifiable assets.

The Group applied the concentration test and the acquisition of ABC Real Estate Pte Ltd has been assessed and accounted for as an acquisition of assets in the financial statements.

1-7.40(a), (b)

The total consideration, fully paid in cash, at the acquisition date for the acquisition of ABC Real Estate Pte Ltd was \$[·].

1-7.40(d)

##### Asset acquisition in 2022: identifiable assets acquired and liabilities assumed<sup>2, 3</sup>

The following table summarises the recognised amounts of assets acquired and liabilities assumed at the date of acquisition.

1-7.40(c)

	Note	\$'000
Plant, property and equipment		xxx
Right of use assets		xxx
Investment property		xxx
Intangible assets		xxx
Cash and cash equivalents		xxx
Loans and borrowings*		xxx
Trade and other payables		xxx
<b>Total identifiable net assets</b>		<b>xxx</b>
<b>Total cash consideration</b>		<b>xxx</b>

\*Include lease liabilities

##### Asset acquisition in 2022: net cash outflow

	Note	\$'000
Cash consideration paid		xxx
Cash in acquired company		(xxx)
<b>Total net cash outflow</b>		<b>xxx</b>

This page has been left blank intentionally.

## Example disclosures for application of definition of a business: real estate entities (continued)

### X. Acquisition of assets and business (continued)

3.B7, B8-B12D

#### Acquisition of business

On 31 May 2022, the Group acquired a multi-tenant corporate office park from XYZ Pte Ltd with six 10-storey office buildings across Singapore, that are fully leased.

As a result of this acquisition, the Group becomes the party to these lease agreements on acquisition of the freehold title to the commercial properties. Cleaning, security and maintenance contracts were transferred to the Group and the existing property management agreement was terminated. The Group undertook all property management functions such as leasing, tenant management and supervision of operational processes at the commercial properties.

The Group employed a number of the seller's employees, including the regional leasing managers and other key strategic management personnel, who are responsible for the properties' in-place leases, capital expenditure on the property, additional investment and divestment decisions. The Group concluded that the acquisition of the portfolio of commercial office building and set of activities meets the definition of a business.

3.B64(f)

#### Consideration transferred

The following table summarises the acquisition-date fair value of each major class of consideration transferred:

3.B64(f)(i),  
1-7.40(a), (b)  
3.B64(f)(iv), 1-7.43

Cash	
Equity instruments issued ([•] ordinary shares)	
Total consideration transferred	

Note	\$'000
	xxx
	xxx
	xxx

3.B64(f)(iv)

#### Equity instruments issued

The fair value of the ordinary shares issued was based on the listed share price of the Company at 31 May 2022 of \$[•] per share.

3.B64(l), (m)

#### Acquisition-related costs

The Group incurred acquisition-related costs of \$[•] on legal fees and due diligence costs. These costs have been included in 'administrative expenses'.

1-7.40(d),  
3.B64(i)

#### Identifiable assets acquired and liabilities assumed

The following table summarises the recognised amounts of assets acquired and liabilities assumed at the date of acquisition.

Plant, property and equipment
Right-of-use assets
Trade receivables
Loans and borrowings*
Site restoration provisions
Trade and other payables
Total identifiable net assets

Note	\$'000
	xxx
	xxx
	xxx
	xxx
	xxx
	xxx

\*Include lease liabilities

Note *Reference* **Explanatory note**

1. <i>IFRS13.BC184</i>	The Group has disclosed information about fair value measurement of assets acquired in a business combination although the disclosure requirements of SFRS(I) 13 do not apply to fair value of these assets if they are subsequently measured at other than fair value. This disclosure is provided for illustration purposes only.
2. <i>3.B64(h)</i>	An entity discloses the fair value, gross contractual amounts receivable and the best estimate at the date of acquisition of the contractual cash flows not expected to be collected for each major class of receivables acquired (e.g. loans, direct finance leases).
3. <i>3.B64(n)</i>	<p>If an acquirer in a business combination makes a bargain purchase, then the acquirer discloses:</p> <ul style="list-style-type: none"> <li>• the amount of the gain recognised;</li> <li>• the line item in the statement of profit or loss in which the gain is presented; and</li> <li>• a description of the reasons why the transaction resulted in a gain.</li> </ul>

## Example disclosures for application of definition of a business: real estate entities (continued)

### X. Acquisition of assets and business (continued)

#### Acquisition of business

13.61

#### Measurement of fair values<sup>1</sup>

The valuation techniques used for measuring the fair value of material assets acquired were as follows:

Assets acquired	Valuation technique
Property, plant and equipment	<i>Market comparison technique and cost technique:</i> The valuation model considers market prices for similar items when they are available, and depreciated replacement cost when appropriate. Depreciated replacement cost reflects adjustments for physical deterioration as well as functional and economic obsolescence.
Investment property	<i>Discounted cash flows:</i> The valuation model considers the present value of net cash flows to be generated from the property, taking into account expected rental growth rate, void periods, occupancy rate, lease incentive costs such as rent-free periods and other costs not paid by tenants. The expected net cash flows are discounted using risk-adjusted discount rates. Among other factors, the discount rate estimation considers the quality of a building and its location (prime vs secondary), tenant credit quality and lease terms.

3.28B

The Group measured the acquired lease liabilities using the present value of the remaining lease payments at the date of acquisition. The right-of-use assets were measured at an amount equal to the lease liabilities and adjusted to reflect the unfavourable terms of the lease relative to market terms.

3.B64(h)(ii)-(iii)

The trade receivables comprise gross contractual amounts due of \$[•], of which \$[•] was expected to be uncollectible at the date of acquisition.<sup>2</sup>

#### Goodwill

Goodwill arising from the acquisition has been recognised as follows:

	\$'000
Total consideration transferred	xxx
Fair value of identifiable net assets	xxx
Goodwill <sup>3</sup>	xxx

3.B64(e), (k)

The goodwill is attributable mainly to the skills and talent of the seller's employees, including the regional leasing managers and other key strategic management personnel, who are responsible for the properties' in-place leases, capital expenditure on the property, additional investment and divestment decisions; and the synergies expected to be achieved from integrating the business into the Group's existing real estate business. None of the goodwill recognised is expected to be deductible for tax purposes.



Note *Reference* **Explanatory note**

<p><b>1.</b> <i>1-8.28</i></p>	<p>Entities may include a footnote in their Statement of Financial Position, Statement of Comprehensive Income, Statement of Changes in Equity, and Statement of Cash Flows, to indicate that the comparative information has not been restated as a result of adopting the Amendments to SFRS(I) 1-37 in accordance with its transitional provisions. An example footnote is illustrated below:</p> <p>See note [•]. The Group initially applied Amendments to SFRS(I) 1-37: <i>Onerous Contracts – Cost of Fulfilling a Contract</i> at 1 January 2022. The comparative information was not restated and the cumulative effect of initially applying the amendments was recognised in retained earnings at the date of initial application.</p>
--------------------------------	---

# Appendix I-H

## Example disclosures upon adoption of Amendments to SFRS(I) 1-37

### 2. Basis of preparation (continued) 2.5. Changes in accounting policies (continued) (x) New standards and amendments (continued)

1-8.28,  
1-37.68A, 94A,  
Insights 3.12.640

The Group has adopted Amendments to SFRS(I) 1-37: *Onerous Contracts – Cost of Fulfilling a Contract* from 1 January 2022. This resulted in a change in accounting policy for performing an onerous contracts assessment. Previously, the Group included only incremental costs to fulfil a contract when determining whether that contract was onerous. The revised policy is to include both incremental costs and an allocation of other direct costs.

The amendments apply prospectively to contracts existing at the date when the amendments are first applied. In accordance with the transitional provisions, the Group applied the amendments to existing contracts for which it had not fulfilled all of its obligations on the date of initial application and recognised the cumulative effect of applying the amendments as an adjustment to the opening balance of retained earnings. Comparative information was not restated.

The impact on adoption is summarised below:

*Impact on items in the consolidated statement of financial position*

	31 December 2022	1 January 2022 <sup>1</sup>
	\$'000	\$'000
Deferred tax asset	xxx	xxx
Provisions (non-current)	xxx	xxx
Provisions (current)	xxx	xxx
Retained earnings	xxx	xxx

*Impact on items in the consolidated statement of profit or loss*

	2022 <sup>1</sup> \$'000
Cost of sales	xxx
Tax expense	xxx

1-8.28(f)(ii)

There was no material impact on other comprehensive income or the basic and diluted earnings per share, or statement of cash flows for the financial year ended 31 December 2022 as a result of applying the amendments.

This page has been left blank intentionally.

## Example disclosures for entities upon adoption of amendments to SFRS(I) 1-37 (continued)

### 3. Significant accounting policies (continued)

#### 3.13. Provisions (continued)

##### (x) Onerous contracts

1-37.66, 68,  
68A, 69

A provision for onerous contracts is recognised when the expected benefits to be derived by the Group from a contract are lower than the unavoidable cost of meeting its obligations under the contract. A provision for onerous contracts is measured at the present value of the lower of the expected cost of terminating the contract and the expected net cost of continuing with the contract, which is determined based on the incremental costs of fulfilling the obligation under the contract and an allocation of other costs directly related to fulfilling the contract. Before a provision is established, the Group recognises any impairment loss on the assets associated with that contract.

### 10. Deferred tax assets and liabilities

#### Recognised deferred tax assets and liabilities

1-12.81(g)(i)

Deferred tax assets and liabilities are attributable to the following:

Note	Assets		Liabilities	
	2022 \$'000	2021 \$'000	2022 \$'000	2021 \$'000
<b>Group</b>				
Provisions	XXX	XXX	XXX	XXX
[...]	[...]	[...]	[...]	[...]
Deferred tax (assets) liabilities	XXX	XXX	XXX	XXX
Set off of tax	XXX	XXX	XXX	XXX
Adjustment on initial application of amendments to SFRS(I) 1-37	2.5 XXX	-	-	-
Net deferred tax (assets) liabilities	XXX	XXX	XXX	XXX

1-12.81(g)(ii)

#### Movement in deferred tax balances<sup>1</sup>

	Balance as at 1 Jan 2021 \$'000	Recognised in profit or loss \$'000	Recognised in other compre- hensive income \$' 000	Balance as at 31 Dec 2021 \$'000	Adjustment on initial application of amendments to SFRS(I) 1-37 * \$'000	Recognised in profit or loss \$'000	[...] \$'000	Balance as at 31 Dec 2022 \$'000
[...]	[...]	[...]	[...]	[...]	-	[...]	[...]	[...]
Provisions	XXX	XXX	-	XXX	XXX	XXX	-	XXX
[...]	[...]	[...]	[...]	[...]	-	[...]	[...]	[...]
	XXX	XXX	XXX	XXX	XXX	XXX	XXX	XXX

\*Refer to note 2.5

This page has been left blank intentionally.

## Example disclosures for entities upon adoption of amendments to SFRS(I) 1-37 (continued)

### 20. Provisions

		Warranties \$'000	Onerous contracts \$'000	[...] \$'000	Total \$'000
<b>Group</b>					
1-37.84(a)	At 1 January 2022	xxx	xxx	[...]	xxx
	Adjustment on initial application of amendments to SFRS(I) 1-37*	-	xxx	-	xxx
3.23	Assumed in a business combination	-	xxx	[...]	xxx
1-37.84(b)	Provisions made during the year	xxx	xxx	[...]	xxx
1-37.84(c)	Provisions used during the year	(xxx)	(xxx)	[...]	(xxx)
	Provisions disposed of through distribution	(xxx)	(xxx)	[...]	(xxx)
1-37.84(d)	Provisions reversed during the year <sup>3</sup>	-	(xxx)	[...]	(xxx)
1-37.84(e)	Unwind of discount	-	xxx	[...]	xxx
1-37.84(a)	At 31 December 2022	xxx	xxx	[...]	xxx
	Non-current	xxx	xxx	[...]	xxx
	Current	xxx	xxx	[...]	xxx
		xxx	xxx	[...]	xxx

\* refer to note 2.5

#### Onerous contract

1-37.85(a) In prior years, a provision of \$[•] was recognised for certain sales contracts as the estimated unavoidable incremental costs of meeting the obligations exceeded the economic benefits expected to be received.

In 2022, the Group adopted the amendments to SFRS(I) 1-37 and included an allocation of other costs, which are directly related to fulfilling the sales contracts. This has resulted in an increased onerous contract provision amounting to \$[•] as at 1 January 2022.

During 2022, due to rising inflation, the Group expected an increase in the cost to fulfil certain sales contracts and recognised a provision of \$[•]. Because of the long-term nature of the provision, there is greater uncertainty in estimating the fulfilment costs that will be incurred based on current prices adjusted for forecasted inflation rates that are available at the reporting date. The fulfilment of the sales contracts are expected to occur over the next five years.

1.1-125, 129 The provision for onerous contracts involves significant uncertainties as it entails an estimate of the effect of inflation on future fulfilment costs which is highly uncertain. Therefore, the Group identifies the provision for onerous contracts as an estimate with a significant risk of resulting in a material adjustment within the next financial year. If the forecasted inflation rates are higher than management's estimate by [•]%, the Group's onerous contracts provision would increase by \$[•] assuming all other factors remain unchanged.

**Note Reference      Explanatory note**

<p><b>1.</b>    S201(16)</p> <p>12<sup>th</sup> Sch(1)</p>	<p>A directors' statement, signed on behalf of the board by no fewer than two of the directors, must be attached to the consolidated financial statements (together with the balance sheet of the company) laid before a company at its general meeting. The directors' statement must be placed before the independent auditors' report.</p> <p>The directors' statement illustrates the requirements of S201(16), the Twelfth Schedule and other provisions of the Companies Act 1967 (the Act).</p>
<p><b>2.</b>    1-10.17</p>	<p>Disclose the date when the financial statements were authorised for issue and who gave that authorisation. If shareholders or others have the power to amend the financial statements after issuance, this fact should be disclosed. This disclosure can be made in the directors' statement or in the financial statements.</p> <p>It is important for users to know when the financial statements were authorised for issue, as the financial statements do not reflect events after this date.</p>
<p><b>3.</b>    12<sup>th</sup> Sch(7)</p>	<p>Disclose the names of the directors of the company as at the date of the directors' statement. This usually coincides with the date when the financial statements were authorised for issue.</p> <p>Where the directors are appointed subsequent to the end of the previous financial year/period, the dates of appointment are usually provided. This disclosure is, however, not mandatory. There is no requirement to give details of directors who resigned in the financial year/ period under review and up to the date of the directors' statement.</p>
<p><b>4.</b>    12<sup>th</sup> Sch(9), S164(15)(a), (16)</p> <p>S165(2)</p>	<p>Directors' interests in shares/debentures include:</p> <ul style="list-style-type: none"> <li>• each director's personal holdings and beneficial interests of his or her immediate family. Immediate family includes the spouse and children (of less than 18 years), including step-children and adopted children, provided none of them are directors.</li> <li>• other deemed interests as defined under Section 7 of the Act (for example, interests under trust, and interests through associated persons or corporations).</li> </ul> <p>It is recommended that interests registered in the name of directors or their immediate families be disclosed separately from other deemed interests as defined under Section 7 of the Act.</p> <p>It should be noted that a director or a chief executive officer is required to notify a company of the particulars of his or her interests in shares, debentures, participatory interests, rights, options and contracts, and any change in such notifiable interests, within two business days.</p>
<p><b>5.</b></p>	<p>The phrase and related references to related corporations can be deleted if directors' interests are only in the company and there are none in related corporation(s).</p>
<p><b>6.</b></p>	<p>If special circumstances exist, the directors' interests should be worded carefully. For example, the phrase 'other than wholly-owned subsidiaries' could be used where certain/all directors are deemed to have interests in the shares of the wholly-owned subsidiaries by virtue of their interests in the shares of the holding company, and these deemed interests are not disclosed in the table or paragraph following. Where a separate paragraph is included disclosing that certain/all directors are deemed to have interests in the shares of the wholly-owned subsidiaries by virtue of their interests in the shares of the holding company, then this phrase need not be included. Where not applicable, this phrase should also be deleted.</p>
<p><b>7.</b></p>	<p>See explanatory note 1 on page 402.</p>
<p><b>8.</b></p>	<p>See explanatory note 2 on page 402.</p>

# Appendix II

## Reference

## Directors' statement<sup>1</sup>

S201(16)

We are pleased to submit this annual report to the members of the Company together with the audited financial statements for the financial year ended 31 December 2022.

In our opinion:

12<sup>th</sup> Sch(1)(a)

(a) the financial statements set out on pages FS[•] to FS[•] are drawn up so as to give a true and fair view of the financial position of the Group and of the Company as at 31 December 2022 and the financial performance, changes in equity and cash flows of the Group for the year ended on that date in accordance with the provisions of the Companies Act 1967 and Singapore Financial Reporting Standards (International); and

12<sup>th</sup> Sch(1)(b)

(b) at the date of this statement, there are reasonable grounds to believe that the Company will be able to pay its debts as and when they fall due.

The Board of Directors has, on the date of this statement<sup>2</sup>, authorised these financial statements for issue.

### Directors<sup>3</sup>

12<sup>th</sup> Sch(7)

The directors in office at the date of this statement are as follows:

Lee Sim Tang  
Tan Chin Fong  
Peter Smith  
Yeo Kuan Yee  
Davinder Murugappan  
Edward Graves  
Catherine Sim  
Khairuddin bin Hassan (Appointed on 18 June 2022)

### Directors' interests<sup>4</sup>

12<sup>th</sup> Sch(9)

According to the register kept by the Company for the purposes of Section 164 of the Companies Act 1967 (the Act), particulars of interests of directors who held office at the end of the financial year (including those held by their spouses and children) in shares, debentures, warrants and share options in the Company and in related corporations<sup>5</sup> (other than wholly-owned subsidiaries)<sup>6</sup> are as follows:

Name of director and corporation in which interests are held	Holdings at beginning of the year/date of appointment <sup>7</sup>	Holdings at end of the year <sup>7</sup>
<b>Lee Sim Tang</b>		
[Name of Company]		
- ordinary shares		
- interests held	[•]	[•]
- deemed interests	[•]	[•]
- options to subscribe for ordinary shares <sup>8</sup> at:		
- [\$• per share] between [date] and [date]	[•]	[•]
- [\$• per share] between [date] and [date]	[•]	[•]
[Ultimate holding company]		
- ordinary shares	[•]	[•]
[Name of related corporations]		
- ordinary shares of [\$•] each	[•]	[•]



Note Reference Explanatory note

1.	12 <sup>th</sup> Sch(9)	<p>The phrase ‘date of appointment’ should be added if directors who are holding interests are appointed during the financial year/period under review.</p> <p>If the director resigned after the financial year/period end but before the directors’ statement is issued, his interest at the end of the financial year/period together with the date of resignation should also be disclosed. The disclosure of the director’s interests is mandatory although the disclosure of the date of his resignation is not.</p>
2.	12 <sup>th</sup> Sch(9)	<p>Under the Act, the number and amount of shares as recorded in the register of directors’ shareholdings are required to be included in the directors’ statement. In the case of share options, the number and amount of share options must be included in the directors’ statement.</p> <p>We encourage companies to disclose sufficient details (e.g. by reference to information disclosed in previous directors’ statement) to enable readers to identify ‘which’ option plan the directors are referring to. Full details need not be repeated if it is possible to identify the option plan, for example, reference to the year in which the options were first granted or the exercise period of the options.</p>
3.		<p>This paragraph is only included where by virtue of Section 7 of the Act, directors are deemed to have interests in the other subsidiaries of the holding company, all of which are wholly-owned.</p>
4.	SGX 1207(7)	<p>For listed companies, directors’ interests as at the 21st day after the end of the financial year should be disclosed. This disclosure can be made in any part of the annual report.</p> <p>This is required for listed companies only and need only be given for interests in the company and there is no necessity to refer to interests in related corporations. Interest refers to holdings of the company’s shares and convertible securities.</p>
5.	12 <sup>th</sup> Sch(8)	<p>If there is such an arrangement, provide details of:</p> <ul style="list-style-type: none"> <li>• effect of the arrangement; and</li> <li>• names of persons who are or were directors and who held, or whose nominees held, shares or debentures acquired under the arrangements.</li> </ul>

Reference

## Directors' statement (continued)

Name of director and corporation in which interests are held	Holdings at beginning of the year/date of appointment <sup>1</sup>	Holdings at end of the year <sup>1</sup>
<b>Peter Smith</b>		
[Name of Company]		
- ordinary shares		
- interests held	[•]	[•]
- deemed interests	[•]	[•]
- options to subscribe for ordinary shares <sup>2</sup> at:		
- [\$• per share] between [date] and [date]	[•]	[•]
- [\$• per share] between [date] and [date]	[•]	[•]
[Ultimate holding company]		
- ordinary shares	[•]	[•]
[Name of related corporations]		
- ordinary shares of [\$•] each	[•]	[•]
<b>Khairuddin bin Hassan</b>		
[Name of Company]		
- ordinary shares	[•]	[•]
[Name of related corporations]		
- ordinary shares	[•]	[•]

By virtue of Section 7 of the Act, Lee Sim Tang and Peter Smith are deemed to have interests in the other subsidiaries of [Ultimate holding company], all of which are wholly-owned, at the beginning and at the end of the financial year.<sup>3</sup>

Except as disclosed in this statement, no director who held office at the end of the financial year had interests in shares, debentures, warrants or share options of the Company, or of related corporations, either at the beginning of the financial year, or date of appointment if later, or at the end of the financial year.

SGX 1207(7)

There were no changes in any of the above mentioned interests in the Company between the end of the financial year and 21 January 2023.<sup>4</sup>

12<sup>th</sup> Sch(8)

Except as disclosed under the 'Share Options' section of this statement, neither at the end of, nor at any time during the financial year, was the Company a party to any arrangement whose objects are, or one of whose objects is, to enable the directors of the Company to acquire benefits by means of the acquisition of shares in or debentures of the Company or any other body corporate.<sup>5</sup>

Note Reference Explanatory note

<b>1.</b>	Particulars of share options issued by the company and its subsidiaries to be disclosed include:
12 <sup>th</sup> Sch(2),(4)	<p>1. Options granted during the financial year:</p> <ul style="list-style-type: none"> <li>• number of shares;</li> <li>• the related class of shares;</li> <li>• date of expiration; and</li> <li>• basis upon which the option may be exercised and any participation rights.</li> </ul> <p>If the Company is a parent company, name of the corporation in respect of the shares in which the option was granted and the other particulars required by 12<sup>th</sup> Sch (2), (5) and (6).</p>
12 <sup>th</sup> Sch(3)	Where any of the above particulars have been disclosed in the previous statement, they may be stated by reference to that statement with details of any amendments made to share option schemes disclosed in any previous statement.
12 <sup>th</sup> Sch(5)	<p>2. Options exercised during the financial year:</p> <ul style="list-style-type: none"> <li>• provide details of shares issued by virtue of the exercise of any options (reference may be made if particulars have been stated in a previous statement).</li> </ul>
12 <sup>th</sup> Sch(6)	<p>3. Unissued shares under option as at end of the financial year:</p> <ul style="list-style-type: none"> <li>• number of shares;</li> <li>• the related class of shares;</li> <li>• date of expiration; and</li> <li>• exercise price or method of fixing the price.</li> </ul> <p>The date of grant of options and the number of option holders are not mandatory disclosure under the Act. Reference may be made if details of the option scheme have been set out in the directors' statement for the previous financial year.</p>
12 <sup>th</sup> Sch(2)(d)	To state whether the person to whom the option has been granted has any right to participate by virtue of the option in any share issue of any other company.

Reference

## Directors' statement (continued)

SGX 852

### Share options<sup>1</sup>

The Share Option Programme (the Scheme) of the Company was approved and adopted by its members at an Extraordinary General Meeting held on [date]. The Scheme is administered by the Company's Remuneration Committee, comprising three directors, Yeo Kuan Yee, Tan Chin Fong and Ms Catherine Sim.

12<sup>th</sup> Sch(2)(a), (b),  
(c), (6)

Other information regarding the Scheme is set out below:

- The exercise price of the options can be set at a discount to the market price not exceeding 20% of the market price in respect of options granted at the time of grant.
- For options granted to key management, they can be exercised 3 years after the grant date and when there is a 5% increase in operating income in each of the 3 years. For options granted to senior employees, the options can be exercised 3 years after the date of grant.
- All options are settled by physical delivery of shares.
- The options granted expire after 7 years for options granted on 1 January 2018 and 10 years for options granted after 1 January 2018.

At the end of the financial year, details of the options granted under the Scheme on the unissued ordinary shares of the Company, are as follows:

Date of grant of options	Exercise price per share \$	Options outstanding at 1 January 2022	Options granted	Options exercised	Options forfeited/expired	Options outstanding at 31 December 2022	Number of option holders at 31 December 2022	Exercise period
[date]	[•]	[•]	[•]	[•]	[•]	[•]	[•]	[date] to [date]
[date]	[•]	[•]	[•]	[•]	[•]	[•]	[•]	[date] to [date]
[date]	[•]	[•]	[•]	[•]	[•]	[•]	[•]	[date] to [date]
		[•]	[•]	[•]	[•]	[•]		

12<sup>th</sup> Sch(5)

Except as disclosed above, there were no unissued shares of the Company or its subsidiaries under options granted by the Company or its subsidiaries as at the end of the financial year.

Note Reference Explanatory note

1. *SGX 852* The following additional disclosure requirements relating to share option schemes are applicable to listed companies and their subsidiaries.

Listed corporations may choose to make this disclosure as part of the directors' statement, along with statutory disclosures on share options, or they may choose to disclose the information in a separate section of the annual report. We recommend that the additional disclosure be included in the directors' statement:

1. Names of the members of the Committee administering the scheme;
2. The information required in the table below for the following participants:
  - (i) Directors of the issuer;
  - (ii) Participants who are controlling shareholders ('controlling shareholders' are defined using a substance test as 'a shareholder exercising control over a company'. Unless rebutted, it is assumed that a person controlling 15% of the company's issued share capital would be able to exercise control) of the issuer and their associates; and
  - (iii) Participants, other than those in (i) and (ii) above, who receive 5% or more of the total number of options available under the scheme.

Name of participant	Options granted during financial year under review (including terms)	Aggregate options granted since commencement of scheme to end of financial year under review	Aggregate options exercised since commencement of scheme to end of financial year under review	Aggregate options outstanding as at end of financial year under review

3.
  - (i) The names of and number and terms of options granted to each director or employee of the Company and its subsidiaries (the Group) who receives 5% or more of the total number of options available to all directors and employees of the Group under the scheme, during the financial year under review.
  - (ii) The aggregate number of options granted to all directors and employees of the Group for the financial year under review, and since the commencement of the scheme to the end of the financial year under review.
4. The number and proportion of options granted to the directors and employees of the Group for the financial year under review in respect of every 10% discount range, up to the maximum quantum of discount granted.

A negative statement must be made if any of the disclosure details above are not applicable.

2. *S201B(9)* This disclosure is only applicable to listed companies, which are required under S201B(1) to have an audit committee.

Reference

SGX 852

## Directors' statement (continued)

Details of options granted<sup>1</sup> to directors of the Company under the Scheme are as follows:

Name of director	Options granted for financial year ended 31 December 2022	Aggregate options granted since commencement of Scheme to 31 December 2022	Aggregate options exercised since commencement of Scheme to 31 December 2022	Aggregate options outstanding as at 31 December 2022
[Name of director]	[•]	[•]	[•]	[•]
[Name of director]	[•]	[•]	[•]	[•]
[Name of director]	[•]	[•]	[•]	[•]

Since the commencement of the Scheme, no options have been granted to the controlling shareholders of the Company or their associates and no participant under the Scheme has been granted 5% or more of the total options available under the Scheme.

Since the commencement of the Scheme, no options have been granted to employees of the holding company or its related companies under the Scheme, except for two employees of the holding company who are also the directors of the Company, who were granted options to subscribe for an aggregate of [•] ordinary shares each in the Company.

12<sup>th</sup> Sch (2)(d)

The options granted by the Company do not entitle the holders of the options, by virtue of such holding, to any rights to participate in any share issue of any other company.

### Audit Committee<sup>2</sup>

S201B(2)(a)

The members of the Audit Committee during the year and at the date of this statement are:

S201B(3)

- Tan Chin Fong (Chairman), non-executive director
- Yeo Kuan Yee, non-executive director
- Edward Graves, non-executive director

The Audit Committee performs the functions specified in Section 201B of the Act, the SGX Listing Manual and the Code of Corporate Governance.

The Audit Committee has held four meetings since the last directors' statement. In performing its functions, the Audit Committee met with the Company's external and internal auditors to discuss the scope of their work, the results of their examination and evaluation of the Company's internal accounting control system.

Note Reference Explanatory note

1. S206(1A) In order to determine whether the independence of the auditor has been compromised, a public listed company is required to undertake a review of non-audit fees paid to auditors if the fees, expenses and emoluments paid to the auditor for non-audit services in any financial year exceeds 50% of the total amount of the fees paid to the auditors in that financial year. The results of the review should be communicated to its shareholders typically in the annual report.

The following is an example of the disclosure that could be made in the directors' statement: *The Audit Committee reviewed the independence of the auditors as required under Section 206(1A) of the Act and determined that the auditors were independent in carrying out their audit of the financial statements.'*

2. SGX 1207(6)(c) Listed companies are required to include a statement that the company complies with Rules 712 and Rule 715 or 716 in relation to its auditing firms.

Rule 712 states:

- (1) An issuer must appoint a suitable auditing firm to meet its audit obligations, having regard to the adequacy of the resources and experience of the auditing firm and the audit partner-in-charge assigned to the audit, the firm's other audit engagements, and the size and complexity of the listed group being audited, and the number and experience of supervisory and professional staff assigned to the particular audit. A mineral, oil and gas company must appoint an auditing firm where the auditing firm and audit partner-in-charge have the relevant industry experience.
- (2) The auditing firm appointed by the issuer must be:
  - (a) Approved under the Accountants Act. The audit partner-in-charge assigned to the audit must be a public accountant under the Accountants Act;
  - (b) Approved by, registered with and/or regulated by an independent audit oversight body acceptable to SGX. Such oversight bodies should be members of the International Forum of Independent Audit Regulators, independent of the accounting profession and directly responsible for the system of recurring inspection of auditing firms or are able to exercise oversight of inspections undertaken by professional bodies. Where applicable, the audit partner-in-charge assigned to the audit should be approved by, registered with or regulated by a relevant audit oversight body acceptable to the Exchange; or
  - (c) Any other auditing firms acceptable by SGX.
- (2A) An issuer that appoints an auditing firm that meets the requirements in Rule 712(2)(b) must also appoint an additional auditing firm that meets the requirements in Rule 712(2)(a) to jointly audit its financial statements.
- (3) A change in auditing firms or the proposed appointment of an additional auditing firm to meet the requirements in Rule 712(2A) must be specifically approved by shareholders in a general meeting.

(Revised Rule 712 came into effect on 12 February 2021 for all new issuers. Existing issuers would continue to apply the previous rules and only apply the revised listing rules for appointment of auditors for financial years beginning on or after 1 January 2022.)

Additions to Rule 712 subsequent to revision have been presented in purple font. The previous version of Rule 712 can also be found on the [SGX website](#).

Rule 715 states:

- (1) Subject to Rule 716, an issuer must engage the same auditing firm based in Singapore to audit its accounts, and its Singapore-incorporated subsidiaries and significant associated companies.
- (2) An issuer must engage a suitable auditing firm for its significant foreign-incorporated subsidiaries and associated companies.

Rule 716 states an issuer may appoint different auditing firms for its subsidiaries or significant associated companies (referred to in Rule 715(1)) provided:

- (1) the issuer's board and audit committee are satisfied that the appointment would not compromise the standard and effectiveness of the audit of the issuer; or
- (2) the issuer's subsidiary or associated company is listed on a stock exchange.

In practice, listed companies would either comply with Rules 712 and 715 or Rules 712, 715 and 716.

Reference

## Directors' statement (continued)

The Audit Committee also reviewed the following:

- assistance provided by the Company's officers to the internal and external auditors;
- quarterly financial information and annual financial statements of the Group and the Company prior to their submission to the directors of the Company for adoption; and
- interested person transactions (as defined in Chapter 9 of the SGX Listing Manual).

The Audit Committee has full access to management and is given the resources required for it to discharge its functions. It has full authority and the discretion to invite any director or executive officer to attend its meetings. The Audit Committee also recommends the appointment of the external auditors and reviews the level of audit and non-audit fees.

SGX 1207(6)(b)

The Audit Committee is satisfied with the independence<sup>1</sup> and objectivity of the external auditors and has recommended to the Board of Directors that the auditors, KPMG LLP, be nominated for re-appointment as auditors at the forthcoming Annual General Meeting of the Company.

SGX 1207(6)(c)

In appointing our auditors for the Company, subsidiaries and significant associated companies, we have complied with Rules 712 and 715 of the SGX Listing Manual.<sup>2</sup>

### Auditors

CP

The auditors, KPMG LLP, have indicated their willingness to accept re-appointment.

On behalf of the Board of Directors

---

**Lee Sim Tang**  
Director

---

**Tan Chin Fong**  
Director

[date of signing]



# Appendix III

## Currently effective requirements

Below is a list of Singapore Financial Reporting Standards (International) (SFRS(I)s) that comprises standards and interpretations issued by the Accounting Standards Council that are effective for annual reporting periods beginning on 1 January 2022. In addition, standards and interpretations that are effective for the first time for annual reporting periods beginning on 1 January 2022 have been marked with a † on their titles

SFRS(I)	Title	Effective date
SFRS(I) 1	<i>First-time Adoption of Singapore Financial Reporting Standards (International)</i> Not covered; see About Singapore Illustrative Financial Statements 2022 Subsequent amendment: • <i>Subsidiary as a first-time adopter</i> <sup>2</sup> †	1 Jan 2018   1 Jan 2022
SFRS(I) 2	<i>Share-based Payment</i>	1 Jan 2018
SFRS(I) 3	<i>Business Combinations</i> Subsequent amendments: • <i>Previously held interest in a joint operation</i> <sup>1</sup> • <i>Definition of a Business</i> • <i>Reference to the Conceptual Framework</i> †	1 Jan 2018  1 Jan 2019 1 Jan 2020 1 Jan 2022
SFRS(I) 4	<i>Insurance Contracts</i> Not covered; see About Singapore Illustrative Financial Statements 2022	1 Jan 2018
SFRS(I) 5	<i>Non-current Assets Held for Sale and Discontinued Operations</i>	1 Jan 2018
SFRS(I) 6	<i>Exploration for and Evaluation of Mineral Resources</i> Not covered; see About Singapore Illustrative Financial Statements 2022	1 Jan 2018
SFRS(I) 7	<i>Financial Instruments: Disclosures</i> Subsequent amendment: • <i>Interest Rate Benchmark Reform</i> • <i>Interest Rate Benchmark Reform Phase 2</i>	1 Jan 2018  1 Jan 2020 1 Jan 2021
SFRS(I) 8	<i>Operating Segments</i>	1 Jan 2018
SFRS(I) 9	<i>Financial Instruments</i> Subsequent amendments: • <i>Prepayment Features with Negative Compensation</i> • <i>Interest Rate Benchmark Reform</i> • <i>Interest Rate Benchmark Reform Phase 2</i> • <i>Fees in the '10 per cent' Test for Derecognition of Financial Liabilities</i> <sup>2</sup> †	1 Jan 2018  1 Jan 2019 1 Jan 2020 1 Jan 2021 1 Jan 2022
SFRS(I) 10	<i>Consolidated Financial Statements</i>	1 Jan 2018
SFRS(I) 11	<i>Joint Arrangements</i> Subsequent amendment: • <i>Previously held interest in a joint operation</i> <sup>1</sup>	1 Jan 2018  1 Jan 2019
SFRS(I) 12	<i>Disclosure of Interests in Other Entities</i>	1 Jan 2018
SFRS(I) 13	<i>Fair Value Measurement</i>	1 Jan 2018
SFRS(I) 14	<i>Regulatory Deferral Accounts</i> Not Covered; see About Singapore Illustrative Financial Statements 2022	1 Jan 2018
SFRS(I) 15	<i>Revenue from Contracts with Customers</i>	1 Jan 2018

SFRS(I)	Title	Effective date
SFRS(I) 16	Leases Subsequent amendment: <ul style="list-style-type: none"> <li>COVID-19 -Related Rent Concessions</li> <li>Interest Rate Benchmark Reform Phase 2</li> <li>COVID-19 -Related Rent Concessions beyond 30 June 2021 †</li> <li>Illustrative examples – Lease incentives<sup>2</sup> †</li> </ul>	1 Jan 2019  1 Jun 2020 1 Jan 2021 1 Apr 2021 1 Jan 2022
SFRS(I) 1-1	Presentation of Financial Statements Subsequent amendment: <ul style="list-style-type: none"> <li>Definition of Material</li> </ul>	1 Jan 2018  1 Jan 2020
SFRS(I) 1-2	Inventories	1 Jan 2018
SFRS(I) 1-7	Statement of Cash Flows	1 Jan 2018
SFRS(I) 1-8	Accounting Policies, Changes in Accounting Estimates and Errors Subsequent amendment: <ul style="list-style-type: none"> <li>Definition of Material</li> </ul>	1 Jan 2018  1 Jan 2020
SFRS(I) 1-10	Events after the Reporting Period	1 Jan 2018
SFRS(I) 1-12	Income Taxes Subsequent amendment: <ul style="list-style-type: none"> <li>Income tax consequences of payments on financial instruments classified as equity<sup>1</sup></li> </ul>	1 Jan 2018  1 Jan 2019
SFRS(I) 1-16	Property, Plant and Equipment <ul style="list-style-type: none"> <li>Proceeds before Intended Use †</li> </ul>	1 Jan 2018 1 Jan 2022
SFRS(I) 1-19	Employee Benefits Subsequent amendment: <ul style="list-style-type: none"> <li>Plan Amendment, Curtailment or Settlement</li> </ul>	1 Jan 2018  1 Jan 2019
SFRS(I) 1-20	Accounting for Government Grants and Disclosure of Government Assistance	1 Jan 2018
SFRS(I) 1-21	The Effects of Changes in Foreign Exchange Rates	1 Jan 2018
SFRS(I) 1-23	Borrowing Costs Subsequent amendment: <ul style="list-style-type: none"> <li>Borrowing costs eligible for capitalisation<sup>1</sup></li> </ul>	1 Jan 2018  1 Jan 2019
SFRS(I) 1-24	Related Party Disclosures	1 Jan 2018
SFRS(I) 1-26	Accounting and Reporting by Retirement Benefit Plans Not covered; see About Singapore Illustrative Financial Statements 2022	1 Jan 2018
SFRS(I) 1-27	Separate Financial Statements	1 Jan 2018
SFRS(I) 1-28	Investments in Associates and Joint Ventures Subsequent amendment: <ul style="list-style-type: none"> <li>Long-term Interests in Associates and Joint Ventures</li> </ul>	1 Jan 2018  1 Jan 2019
SFRS(I) 1-29	Financial Reporting in Hyperinflationary Economies Not covered; see About Singapore Illustrative Financial Statements 2022	1 Jan 2018
SFRS(I) 1-32	Financial Instruments: Presentation	1 Jan 2018
SFRS(I) 1-33	Earnings per Share	1 Jan 2018
SFRS(I) 1-34	Interim Financial Reporting Not covered; see About Singapore Illustrative Financial Statements 2022	1 Jan 2018
SFRS(I) 1-36	Impairment of Assets	1 Jan 2018

SFRS(I)	Title	Effective date
SFRS(I) 1-37	<i>Provisions, Contingent Liabilities and Contingent Assets</i>	1 Jan 2018
	<i>Subsequent Amendment:</i>	
	• <i>Cost of Fulfilling a Contract</i> †	1 Jan 2022
SFRS(I) 1-38	<i>Intangible Assets</i>	1 Jan 2018
SFRS(I) 1-39	<i>Financial Instruments: Recognition and Measurement</i>	1 Jan 2018
	<i>Subsequent amendment:</i>	
	• <i>Interest Rate Benchmark Reform</i>	1 Jan 2020
	• <i>Interest Rate Benchmark Reform Phase 2</i>	1 Jan 2021
SFRS(I) 1-40	<i>Investment Property</i>	1 Jan 2018
SFRS(I) 1-41	<i>Agriculture</i>	1 Jan 2018
	<i>Subsequent Amendment:</i>	
	• <i>Taxation in Fair Value Measurements</i> <sup>2</sup> †	1 Jan 2022
SFRS(I) INT 1	<i>Changes in Existing Decommissioning, Restoration and Similar Liabilities</i>	1 Jan 2018
SFRS(I) INT 2	<i>Members' Shares in Co-operative Entities and Similar Instruments</i>	1 Jan 2018
SFRS(I) INT 5	<i>Rights to Interests arising from Decommissioning, Restoration and Environmental Rehabilitation Funds</i>	1 Jan 2018
SFRS(I) INT 6	<i>Liabilities arising from Participating in a Specific Market – Waste Electrical and Electronic Equipment</i>	1 Jan 2018
SFRS(I) INT 7	<i>Applying the Restatement Approach under SFRS(I) 1-29 Financial Reporting in Hyperinflationary Economies</i>	1 Jan 2018
SFRS(I) INT 10	<i>Interim Financial Reporting and Impairment</i>	1 Jan 2018
SFRS(I) INT 12	<i>Service Concession Arrangements</i>	1 Jan 2018
SFRS(I) INT 14	<i>The Limit on a Defined Benefit Asset, Minimum Funding Requirements and their Interaction</i>	1 Jan 2018
SFRS(I) INT 16	<i>Hedges of a Net Investment in a Foreign Operation</i>	1 Jan 2018
SFRS(I) INT 17	<i>Distributions of Non-cash Assets to Owners</i>	1 Jan 2018
SFRS(I) INT 19	<i>Extinguishing Financial Liabilities with Equity Instruments</i>	1 Jan 2018
SFRS(I) INT 20	<i>Stripping Costs in the Production Phase of a Surface Mine</i>	1 Jan 2018
SFRS(I) INT 21	<i>Levies</i>	1 Jan 2018
SFRS(I) INT 22	<i>Foreign Currency Transactions and Advance Considerations</i>	1 Jan 2018
SFRS(I) INT 23	<i>Uncertainty over Income Tax Treatments</i>	1 Jan 2019
SFRS(I) INT 1-7	<i>Introduction of the Euro</i>	1 Jan 2018
SFRS(I) INT 1-10	<i>Government Assistance – No Specific Relation to Operating Activities</i>	1 Jan 2018
SFRS(I) INT 1-25	<i>Income Taxes – Changes in the Tax Status of an Entity or its Shareholders</i>	1 Jan 2018
SFRS(I) INT 1-29	<i>Service Concession Arrangements: Disclosures</i>	1 Jan 2018
SFRS(I) INT 1-32	<i>Intangible Assets – Web Site Costs</i>	1 Jan 2018

1 Annual Improvements to SFRS(I)s 2015 – 2017 Cycle  
2 Annual improvements to SFRS(I)s 2018 – 2020 Cycle

# Appendix IV

## New standards or amendments for 2022 and forthcoming requirements

Since the 2021 edition of this guide, a number of standards, amendments to or interpretations of standards have been issued. This Appendix provides an overview of the revised Conceptual Framework, new standards, amendments to or interpretations of standards that have been issued as of 30 September 2022.

This Appendix contains two tables:

- **New currently effective requirements:** The collection of SFRS(I)s issued by the Accounting Standards Council comprise standards and interpretations that are equivalent to the equivalent of the IFRS standards and interpretations issued by the International Accounting Standards Board (IASB).

This collection of SFRS(I)s is effective for annual reporting period beginning on 1 January 2022. Key changes, that are mandatorily effective for the first time for annual reporting period beginning on 1 January 2022 are highlighted in this table.

The table also includes a cross-reference to the relevant sections in these illustrative financial statements that set out the related example disclosures.

- **Forthcoming requirements:** This table lists the changes to SFRS(I)s that are available for early adoption for annual periods beginning on or after 1 January 2022, although they are not yet mandatory until a later period.

The table also includes a cross-reference to the relevant sections in these illustrative financial statements that set out the related example disclosures.

All of the effective dates in the tables refer to the beginning of an annual accounting period, and changes are to be applied retrospectively with early application permitted, unless otherwise stated.

## Contents

### Table A: New currently effective requirements

	Page
1. Amendment to SFRS(I) 16 <i>Covid-19-Related Rent Concessions beyond 30 June 2021</i>	414
2. <i>Amendments to SFRS(I) 3 Reference to the Conceptual Framework</i>	414
3. <i>Amendments to SFRS(I) 1-16 Property, Plant and Equipment: Proceeds before Intended Use</i>	415
4. <i>Amendments to SFRS(I) 1-37 Onerous Contracts---Cost of Fulfilling a Contract</i>	415
5. <i>Amendments to SFRS(I) 1-1, SFRS(I) 9, illustrative examples accompanying SFRS(I) 16 and SFRS(I) 1-41 (Annual Improvements to SFRS(I) standards 2018-2020)</i>	416

### Table B: Forthcoming requirements

1. <i>Amendments to SFRS(I) 1-1 – Conceptual Classification of Liabilities as Current or Non-Current</i>	417
2. <i>SFRS(I) 17- Insurance Contracts</i>	418
3. <i>Amendments to SFRS(I) 1-1 and SFRS(I) Practice Statement 2- Disclosure of Accounting Policies</i>	419
4. <i>Amendments to SFRS(I) 1-8 - Definition of Accounting Estimates</i>	420
5. <i>Amendments to SFRS(I) 1-12 Deferred Tax related to Assets and Liabilities arising from a Single Transaction</i>	420
6. <i>Amendments to SFRS(I) 1-28 and SFRS(I) 10 - Sale or Contribution of Assets between an Investor and its Associate or Joint Venture</i>	420

**Table A: New currently effective requirements (First mandatory *from* 1 January 2022)**

SFRS(I)	Overview of key changes	Relevant sections in this publication
<b>1. Amendment to SFRS(I) 16</b>  Issued March 2021  Effective 1 April 2021  <a href="#">Insights - Rent concessions - Lessee relief extended</a>	<b>Covid-19-Related Rent Concessions beyond 30 June 2021</b>  The amendment allows lessees not to account for rent concessions as lease modifications if they are a direct consequence of COVID-19 and if all the criteria are met: <ul style="list-style-type: none"> <li>- the revised consideration is substantially the same or less than the original consideration;</li> <li>- the reduction in lease payments relates to payments due on or before 30 June 2022; and</li> <li>- no other substantive changes have been made to the terms of the lease.</li> </ul> <p>Lessees that had adopted the practical expedient introduced by the 2020 amendments for its 2020 financial statements would have to consistently apply the 2021 amendment to similar rent concessions. Lessees that had not received any rent reduction in 2021 but receives rent concession for the first time in 2022 is required to establish its accounting policy of whether to adopt practical expedient in its 2022 financial statement.</p> <p>No practical expedient is provided for lessors. Lessors are required to continue to assess if the rent concessions are lease modifications and account for them accordingly.</p>	
<b>2. Amendments to SFRS(I) 3</b>  Issued Jul 2020  Effective 1 Jan 2022	<b>Reference to the Conceptual Framework</b>  The Board has updated references in SFRS(I) 3 to the revised 2018 Conceptual Framework. The amendments: <ul style="list-style-type: none"> <li>- update a reference in SFRS(I) 3 to the Conceptual Framework for Financial Reporting without changing the accounting requirements for business combinations;</li> <li>- add to SFRS(I) 3 a requirement that, for obligations within the scope of SFRS(I) 1-37, an acquirer applies SFRS(I) 1-37 to determine whether at the acquisition date, a present obligation exists as a result of past events. For a levy that would be within the scope of SFRS(I) INT 21 Levies, the acquirer applies SFRS(I) INT 21 to determine whether the obligating event that gives rise to a liability to pay the levy has occurred by the acquisition date.</li> <li>- add to SFRS(I) 3 an explicit statement that an acquirer does not recognise contingent assets acquired in a business combination.</li> </ul> <p>The amendments apply to business combinations for which the acquisition date is on or after the beginning of the first annual reporting period beginning on or after 1 January 2022. Earlier application is permitted if at the same time or earlier an entity also applies all the amendments made by Amendments to References to the Conceptual Framework in IFRS Standards.</p>	

SFRS(I)	Overview of key changes	Relevant sections in this publication
<b>3. Amendments to SFRS(I) 1-16</b>  Issued Jul 2020  Effective 1 Jan 2022  <a href="#">Insights – Accounting for proceeds before an asset’s intended use</a>	<b>Property, Plant and Equipment – Proceeds before Intended Use</b>  <p>Under the amendments, proceeds from selling items before the related item of PPE is available for its intended use should be recognised in profit or loss, together with the costs of producing those items. SFRS(I) 1-2 <i>Inventories</i> should be applied in identifying and measuring these production costs.</p> <p>Companies will therefore need to distinguish between:</p> <ul style="list-style-type: none"> <li>- costs associated with producing and selling items before the item of PPE is available for its intended use; and</li> <li>- costs associated with making the item of PPE available for its intended use.</li> </ul> <p>No disclosure requirements have been added to SFRS(I) 1-16 for sales of items that are an output of a company’s ordinary activities. However, for the sale of items that are not part of a company’s ordinary activities, the amendments require the company to disclose separately the sales proceeds and related production cost recognised in profit or loss; and specify the line items in which such proceeds and costs are included in the statement of comprehensive income.</p> <p>This disclosure is not required if such proceeds and cost are presented separately in the statement of comprehensive income.</p> <p>The amendments apply for annual reporting periods beginning on or after 1 January 2022, with earlier application permitted. The retrospective application applies only to items of PPE made available for use on or after the beginning of the earliest period presented in the financial statements in which the company first applies the amendments.</p>	
<b>4. Amendments to SFRS(I) 1-37</b>  Issued Jul 2020  Effective 1 Jan 2022  <a href="#">Insights - Assessing if a contract is onerous</a>	<b>Onerous Contracts – Cost of Fulfilling a Contract</b>  <p>The amendments clarify that the ‘costs of fulfilling a contract’ comprise both:</p> <ul style="list-style-type: none"> <li>- the incremental costs – e.g. direct labour and materials; and</li> <li>- an allocation of other direct costs – e.g. an allocation of the depreciation charge for an item of PPE used in fulfilling the contract.</li> </ul> <p>The amendments apply for annual reporting periods beginning on or after 1 January 2022 to contracts existing at the date when the amendments are first applied. At the date of initial application, the cumulative effect of applying the amendments is recognised as an opening balance adjustment to retained earnings or other component of equity, as appropriate. The comparatives are not restated.</p>	See <a href="#">note 2.5(ii)</a> and Appendix I-H

SFRS(I)	Overview of key changes	Relevant sections in this publication
<b>5. Amendments to various SFRS(I) standards</b>  Issued Jul 2020  Effective 1 Jan 2022  <a href="#">Insights- Annual Improvements to IFRS Standards</a>	<b>Annual Improvements to SFRS(I)s 2018 – 2020</b> <ul style="list-style-type: none"> <li> <b>Amendment to SFRS(I) 1 – First Time Adoption of Singapore Financial Reporting Standards (International)</b>             The amendments simplify the application of SFRS(I) 1 for a subsidiary that becomes a first-time adopter of SFRS(I) Standards later than its parent – i.e. if a subsidiary adopts SFRS(I) Standards later than its parent and applies SFRS(I) 1.D16(a), then a subsidiary may elect to measure cumulative translation differences for all foreign operations at amounts included in the consolidated financial statements of the parent, based on the parent’s date of transition to SFRS(I) Standards.         </li> <li> <b>Amendment to SFRS(I) 9 – Financial Instruments</b>             The amendments clarify that – for the purpose of performing the ‘10 per cent test’ for derecognition of financial liabilities – in determining those fees paid net of fees received, a borrower includes only fees paid or received between the borrower and the lender, including fees paid or received by either the borrower or lender on the other’s behalf.         </li> <li> <b>Amendment to Illustrative Examples accompanying SFRS(I) 16 – Leases</b>             The amendment removes the illustration of payments from the lessor relating to leasehold improvements as the example is not clear as to why such payments are not a lease incentive.         </li> <li> <b>Amendment to SFRS(I) 1-41 – Agriculture</b>             The amendment removes the requirement to exclude cash flows for taxation when measuring fair value, thereby aligning the fair value measurement requirements in SFRS(I) 1-41 with those in SFRS(I) 13 Fair Value Measurement.         </li> </ul>	



**Table B: Forthcoming requirements (Effective *after* 1 January 2022)**

SFRS(I)	Overview of key changes	Relevant sections in this publication
<b>1. Amendment to SFRS(I) 1-1</b>  Issued May 2020  Effective 1 Jan 2023*  <a href="#">Insights – Classifying liabilities as current or non-current</a>	<b>Classification of Liabilities as Current or Non-current</b>  SFRS(I) 1-1 was amended to promote consistency in application and clarify the requirements on determining if a liability is current or non-current. Key amendments include: <ul style="list-style-type: none"> <li>- Right to defer settlement must have substance: Under existing SFRS(I) 1-1 requirements, entities classify a liability as current when they do not have an unconditional right to defer settlement of the liability for at least twelve months after the end of the reporting period. The amendments removed the requirement for a right to be unconditional and instead, now requires that a right to defer settlement must have substance and exist at the end of the reporting period.</li> <li>- Classification of rollover facilities: An entity classifies a liability as non-current if it has a right to defer settlement for at least twelve months after the reporting period. The amendments clarified that a right to defer exists only if the entity complies with conditions specified in the loan agreement at the end of the reporting period, even if the lender does not test compliance until a later date.</li> <li>- Convertible debt: The amendments state that settlement of a liability includes transferring an entity's own equity instruments to the counterparty. Generally, if a liability has any conversion options that involve a transfer of the entity's own equity instruments, these would affect its classification as current or non-current. The amendments clarified that – when classifying liabilities as current or non-current – an entity can ignore only those conversion options that are recognised as equity. This may result in reassessment of classification of liabilities that can be settled by the transfer of the entity's own equity instruments.</li> </ul> <p>* In 2022, the IASB preliminarily decided to further amend IAS 1 to specify that the conditions which an entity must comply with after the reporting date do not affect the classification of liabilities arising from loan arrangements. Instead, amount and information on non-current liabilities subject to conditions are disclosed separately in the financial statements. These further amendments to IAS 1 are expected to change certain requirements in the 2020 amendments and the IASB preliminarily decided to defer the effective date of the 2020 amendments to annual periods beginning on or after 1 January 2024 to align with the effective date of the proposed further amendments.</p>	



SFRS(I)	Overview of key changes	Relevant sections in this publication
<b>2. SFRS(I) 17</b>	<b>Insurance Contracts</b>	
<p>Issued Mar 2018</p> <p>Effective 1 Jan 2023</p> <p><a href="#">Insights - Final amendments are out now</a></p> <p><a href="#">First Impressions</a></p>	<p>In November 2020, the ASC adopted the final amendments to SFRS(I) 17 <i>Insurance Contracts</i> to delay the effective date of SFRS(I) 17 <i>Insurance Contracts</i> to annual periods beginning on or after 1 January 2023 and extend the temporary exemption from applying SFRS(I) 9 granted to insurers meeting certain criteria. The amendments also include the following key changes:</p> <ul style="list-style-type: none"> <li>• Scope of SFRS(I) 17: <ul style="list-style-type: none"> <li>i) Credit cards and similar products that provide insurance coverage: Most entities that issue these products will be able to continue with their existing accounting, unless the insurance coverage is a contractual feature, easing implementation for non-insurers.</li> <li>ii) Loan contracts that meet the definition of insurance but limit the compensation for insured events to the amount otherwise required to settle the policyholder's obligation created by the contract: Entities that issue such loans – e.g. a loan with waiver on death – have an option to apply SFRS(I) 9 or SFRS(I) 17, reducing the impact of SFRS(I) 17 for non-insurers.</li> </ul> </li> <li>• Measuring the contractual service margin: <ul style="list-style-type: none"> <li>i) Accounting policy choice for interim reporting: Entities will choose to apply either a 'period-to-period' or 'year-to-date' approach, allowing greater opportunity for consistency with current practice and for subsidiaries to align reporting with their parent.</li> <li>ii) Insurance contract services now include both insurance and investment services: Revenue and profit emergence will better reflect performance of the wide range of insurance products and the services they provide to customers.</li> <li>iii) Accounting for assets and liabilities before the related group of contracts is recognised: Allocating insurance acquisition cash flows to future renewal groups reduces the risk of groups becoming onerous solely from acquisition expenses paid relating to future renewals. The allocation is revised at each reporting period to reflect any changes in assumptions that determine the inputs to the method of allocation used, until all contracts have been added to the group. Entities now need to assess each period the recoverability of insurance acquisition cash flow assets usually on a more granular level than applied today.</li> </ul> </li> </ul>	

SFRS(I)	Overview of key changes	Relevant sections in this publication
<b>2. SFRS(I) 17 – Insurance Contracts (continued)</b>	<ul style="list-style-type: none"> <li>Transitioning to SFRS(I) 17: <ul style="list-style-type: none"> <li>i) Contracts acquired in their settlement period: Entities may be able to account for acquired contracts before the transition date as liabilities for incurred claims.</li> <li>ii) Assets for insurance acquisition cash flows: In many cases, companies will be required to identify and recognise an asset for insurance acquisition cash flows incurred prior to transition. Entities are not required to perform a recoverability assessment for periods prior to transition.</li> </ul> </li> <li>Accounting for direct participating contracts: <ul style="list-style-type: none"> <li>i) Risk mitigation option expanded to non-derivative assets at FVTPL and reinsurance contracts held and extended to provide relief prospectively from the transition date: Broader application of the risk mitigation option will lead to fewer accounting mismatches. If an entity meets the risk mitigation option criteria before transition, it can now apply the fair value approach to the related contracts at transition.</li> <li>ii) Applying the OCI option and risk mitigation option together: Entities applying both options together will be able to achieve better matching in the income statement.</li> <li>iii) Eligibility criteria for Variable Fee Approach: Assessed on a contract level instead of group level as some entities had interpreted.</li> </ul> </li> </ul>	
<b>3. Amendments to SFRS(I) 1-1 and SFRS(I) Practice Statement 2</b>  Issued Jun 2021  Effective 1 Jan 2023  <a href="#">Insights: Disclosure of Accounting Policies</a>	<b>Disclosure of Accounting Policies</b>  The amendments to SFRS(I) 1-1 <i>Presentation of Financial Statements</i> and an update to SFRS(I) Practice Statement 2 <i>Making Materiality Judgements</i> aim to help entities provide useful accounting policy disclosures.  The key amendments to SFRS(I) 1-1 include: <ul style="list-style-type: none"> <li>- requiring companies to disclose their material accounting policies rather than their significant accounting policies;</li> <li>- clarifying that accounting policies related to immaterial transactions, other events or conditions are themselves immaterial and as such need not be disclosed; and</li> <li>- clarifying that not all accounting policies that relate to material transactions, other events or conditions are themselves material to a company's financial statements.</li> </ul> SFRS(I) Practice Statement 2 was also amended to include guidance and examples on the application of materiality to accounting policy disclosures.	

SFRS(I)	Overview of key changes	Relevant sections in this publication
<b>4. Amendment to SFRS(I) 1-8</b>  Issued Jun 2021  Effective 1 Jan 2023  <a href="#">Insights: Accounting policy or estimate</a>	<b>Definition of Accounting Estimates</b>  <p>The amendments introduce a new definition for accounting estimates: clarifying that they are monetary amounts in the financial statements that are subject to measurement uncertainty. Additionally, the amendments also clarify the relationship between accounting policies and accounting estimates by specifying that an entity develops an accounting estimate to achieve the objective set out by an accounting policy.</p> <p>Developing an accounting estimate includes both selecting a measurement technique (estimation or valuation technique) and choosing the inputs to be used when applying the chosen measurement technique.</p> <p>The effects of changes in such inputs or measurement techniques are changes in accounting estimates. The definition of accounting policies remains unchanged. The amendments are to be applied prospectively to changes in accounting estimates and changes in accounting policies occurring on or after the beginning of the first annual reporting period in which the entity applies the amendments.</p>	
<b>5. Amendment to SFRS(I) 1-12</b>  Issued Sep 2021  Effective 1 Jan 2023  <a href="#">Insights - Recognising deferred tax on leases</a>	<b>Deferred Tax related to Assets and Liabilities arising from a Single Transaction</b>  <p>The amendments narrow the scope of the initial recognition exemption to exclude transactions that give rise to equal and offsetting temporary differences – e.g. leases and decommissioning liabilities. The amendments apply for annual reporting periods beginning on or after 1 January 2023. For leases and decommissioning liabilities, the associated deferred tax asset and liabilities will need to be recognised from the beginning of the earliest comparative period presented, with any cumulative effect recognised as an adjustment to retained earnings or other components of equity at that date. For all other transactions, the amendments apply to transactions that occur after the beginning of the earliest period presented.</p>	
<b>6. Amendments to SFRS(I) 1-28 and SFRS(I) 10</b>  Issued Dec 2017  Effective date deferred indefinitely.  <a href="#">Transfer of assets between an investor and its associate of IV</a>	<b>Sale or Contribution of Assets between an Investor and its Associate or Joint Venture</b>  <p>There is an inconsistency between the current requirements in SFRS(I) 10 and those in SFRS(I) 1-28, in dealing with the sale or contribution of assets between an investor and its associate or joint venture.</p> <p>The amendments clarify that when a parent loses control over a subsidiary to its associate or joint venture, gain/loss is recognised in its entirety when the transferred assets constitutes a business under SFRS(I) 3 <i>Business Combinations</i>.</p> <p>The amendments are to be applied prospectively to transactions occurring in annual periods beginning on or after a date to be determined. Earlier application is permitted.</p>	

# Appendix V

## Differences between SFRS(I) and IFRS as at 30 September 2022

### A. Differences relating to requirements for consolidated financial statements

#### SFRS(I)

SFRS(I) 1-28 *Investments in Associates and Joint Ventures*

#### Comparison with IFRS

IAS 28 *Investments in Associates and Joint Ventures*

Under IAS 28, an entity does not have to account for its investments in associates and joint ventures using the equity method if its ultimate or any intermediate parent produces financial statements that are available for public use and comply with IFRS, in which subsidiaries are consolidated or are measured at FVTPL in accordance with IFRS 10.

SFRS(I) 10 *Consolidated Financial Statements*

IFRS 10 *Consolidated Financial Statements*

Under IFRS 10, for an entity to be exempted from presenting consolidated financial statements, the ultimate or any intermediate parent of the entity should produce financial statements that are available for public use and comply with IFRS, in which subsidiaries are consolidated or are measured at FVTPL in accordance with IFRS 10.

SFRS(I) 1-28 and SFRS(I) 10 allow the ultimate or any intermediate parent to use either SFRS(I) or IFRS to produce financial statements that are available for public use, in which subsidiaries are consolidated or are measured at FVTPL in accordance with SFRS(I) 10 or IFRS 10.

# Appendix VI

## Climate-related disclosures in the financial statements

	Page
<b>About this Supplement</b>	424
1 Sustainability-linked bonds (Issuer's perspective)	426
2 Sustainability-linked bonds (Holder's perspective)	430
3 Financial risk management	434
4 Net realisable value of inventories	438
5 Provision for carbon taxes	442
6 Change in useful life and residual value of a PPE	446
7 Climate-related grants	450
8 Impairment of non-financial assets	454



Note *Reference* **Explanatory note**

1. 1-1.7	<p>Entities consider financial statement materiality in relation to climate change in the financial statements in the same way as for other accounting and disclosure matters.</p> <p>Under SFRS(I), information is material if omitting, misstating or obscuring it could reasonably be expected to influence decisions that primary users of financial statements make on the basis of those financial statements, which provide financial information about a specific entity. For further information, see our <a href="#">web article: Have you disclosed the impacts of climate-related matters clearly?</a></p>
2.	<p>On 28 October 2022, ISCA issued <i>Technical Bulletin 1: Addressing Climate-Related Risks in Financial Statements and Audit of such Financial Statements</i>. The technical bulletin seeks to raise awareness on the need to consider the impact of climate-related risks on an entity's business and operating environment, and their potential implications on the entity's financial statements. For further guidance, refer to <a href="#">Technical Bulletin 1</a>.</p>

## About this Supplement<sup>1,2</sup>

This publication is produced by KPMG in Singapore, and the views expressed herein are those of KPMG in Singapore.

This publication has been produced to complement our Guide to annual financial statements – Illustrative disclosures (Singapore Illustrative Financial Statements 2022). The Singapore Illustrative Financial Statements 2022 and this supplement may help entities to prepare and present financial statements in accordance with Singapore Financial Reporting Standards (International) (SFRS(I)).

This supplement focuses on the additional disclosures that entities may need to provide to help users understand how climate-related matters impact the financial statements.

Each illustrative example deals with a specific, independent and unrelated fact pattern and is therefore not intended to reconcile to the other examples or the Singapore Illustrative Financial Statements 2022. It provides disclosure examples for illustrative purposes only. This supplement does not illustrate all of the disclosures that may be warranted as a result of climate-related risks or transactions, which will depend on an entity's underlying facts and circumstances. The specific facts of each entity will need to be considered in the context of SFRS(I) requirements as a whole.

References to standards are included on the left-hand margin of this supplement. Generally, the references relate only to presentation and disclosure requirements. Sections with "[...]" indicate additional disclosures not illustrated in this publication. Entities can refer to the Singapore Illustrative Financial Statements 2022 for these additional disclosures.

Note *Reference* **Explanatory note**

- |  |  |
|--|--|
| <p><b>1.</b>    <i>9.4.3.1, B4.3.1</i></p> | <p>An issuer considers first whether the sustainability-linked bond is a hybrid contract - i.e. one that includes both a non-derivative host instrument and one or more embedded derivatives. It then assesses whether an embedded derivative requires separation from the host contract (bifurcation) under SFRS(I) 9. For further information, see our <a href="#">web article: Do green bonds contain embedded derivatives?</a></p> |
|--|--|



## Sustainability-linked bonds (Issuer's perspective)

**Fact pattern** The Group issued a sustainability-linked bond amounting to \$[•], where the interest rate payable is dependent on the issuer meeting its greenhouse gases (GHG) emissions reduction targets by 20X3 from its 20X0 baseline. The bond contains the following terms and conditions:

Term: 8 years with a bullet principal repayment

Coupon: [•]% per annum, payable semi-annually in arrears on 6 April and 6 October in each year, and subject to the adjustment as described in the Premium Trigger Event clause below.

Premium Trigger Event: If the Group fails to achieve its sustainability performance target of reducing its Scope 1 and 2 GHG emissions by [•]% from 20X0 baseline by the end of 20X3, the coupon on the bond will increase to [•]% per annum to maturity. If the sustainability performance target is achieved, the coupon on the bond will decrease to [•]% per annum to maturity.

## Illustration of disclosures in the notes

### Notes to the financial statements (extract)

Issuer's  
perspective

#### 3. Significant Accounting Policies (extract)

##### 3.3 Financial instruments (extract)

[...]

##### (vii) Derivative financial instruments (extract)

[...]

9.4.3.3

##### Embedded derivatives

Derivatives may be embedded in another contractual arrangement (a host contract). The Group accounts for an embedded derivative separately from the host contract when:

- the host contract is not an asset in the scope of SFRS(I) 9;
- the host contract is not itself carried at FVTPL;
- the terms of the embedded derivative would meet the definition of a derivative if they were contained in a separate contract; and
- the economic characteristics and risks of the embedded derivative are not closely related to the economic characteristics and risks of the host contract.

The Group has issued a bond with contractual cash flows based on the Group meeting a sustainability performance target of reducing its scope 1 and 2 GHG emissions by [•]% from its 20X0 baseline by the end of 20X3. The Group has determined that the variability in cash flows linked to the Group's sustainability performance target is a non-financial variable specific to the party to the contract, and therefore, in accordance with the Group's accounting policy the feature fails the definition of a derivative. Accordingly, the feature is not separated. Instead, it is included in the calculation of the effective interest rate of the bond.<sup>1</sup>



Issuer's  
perspective

## Notes to the financial statements (extract)

### 22. Financial instruments (extract) Financial Risk Management (extract) Liquidity Risk

7.31, 33

Liquidity risk is the risk that the Group will encounter difficulty in meeting the obligations associated with its financial liabilities that are settled by delivering cash or another financial asset. The Group's objective when managing liquidity is to ensure, as far as possible, that it will always have sufficient liquidity to meet its liabilities when due, under both normal and stressed conditions, without incurring unacceptable losses or risking damage to the Group's reputation.

[...]

#### Exposure to liquidity risk

The following are the remaining contractual maturities of financial liabilities. The amounts are gross and undiscounted, and include contractual interest payments and exclude the impact of netting agreements.

7.39(a)

Group  
31 December 20X2

7.39(a), B11A-B11D

16.58

	Carrying amount	Contractual cash flows	6 months or less	6-12 months	1-2 years	2-5 years	More than 5 years
	\$'000	\$'000	\$'000	\$'000	\$'000	\$'000	\$'000
<b>Non-derivative financial liabilities</b>							
Secured bank loans	xxx	xxx	xxx	xxx	xxx	xxx	xxx
Sustainability-linked bond	xxx	xxx	xxx	xxx	xxx	xxx	xxx
Lease liabilities	xxx	xxx	xxx	xxx	xxx	xxx	xxx
Trade and other payables	xxx	xxx	xxx	xxx	xxx	xxx	xxx
Bank overdraft	xxx	xxx	xxx	xxx	xxx	xxx	xxx
	xxx	xxx	xxx	xxx	xxx	xxx	xxx

[...]

7.39(b), (c),  
B11C-D

The maturity analyses show the contractual undiscounted cash flows of the Group's financial liabilities on the basis of their earliest possible contractual maturity. [...] In addition to the above, the interest payments on the Group's sustainability-linked bond takes into consideration the Group's expectation of its ability to meet the sustainability-linked performance targets, and may change if the Group expects that it can no longer meet this target.

Note *Reference* **Explanatory note**

<b>1.</b>	<i>1-1.122</i>	SFRS(I) 1-1 requires disclosure of judgements, apart from those involving estimation, that have the most significant effect on the amounts disclosed in the financial statements. Entities should also consider if disclosure of judgements which management do not consider significant, and are not specifically required by SFRS(I) 1-1 paragraph 122, may be relevant to the user's understanding of the financial statements and hence still be required by paragraph 112(c) of SFRS(I) 1-1. Such other disclosures should be clearly distinguished from disclosures required by SFRS(I) 1-1 paragraph 122.
<b>2.</b>	<i>9.4.1.2</i>	Where a lender assesses the classification of a sustainability-linked bond, a question arises over whether such sustainability-linked adjustments to contractual cash flows are consistent with the solely payments of principal and interest (SPPI) criterion – i.e. whether the contractual terms of the financial asset give rise on specified dates to cash flows that are SPPI on the principal amount outstanding. For further information, see our <a href="#">web article: Do green loans meet the SPPI criterion?</a>



## Sustainability-linked bonds (Holder's perspective)

**Fact pattern** The Group holds sustainability-linked bonds amounting to \$[•]. The bonds are held under a portfolio whose business model is to hold to collect. The purchased bonds include features that change contractual cash flows based on the issuer meeting certain contractually specified environmental, social and governance (ESG) targets.

### Illustration of disclosures in the notes

#### Notes to the financial statements (extract)

Holder's  
perspective

##### 2. Basis of preparation (extract)

##### 2.4 Use of estimates and judgements (extract)

1-1.122

[...]

Information about critical judgements<sup>1</sup> in applying accounting policies that have the most significant effect on the amounts recognised in the financial statements is included in the following notes:

- [...]
- [Note 3.3](#) and [•] – classification of financial assets: whether the sustainability-linked bonds held meet the “solely payments of principal and interest” criteria;

#### Notes to the financial statements (extract)

Holder's  
perspective

##### 3. Significant Accounting Policies (extract)

##### 3.3 Financial instruments (extract)

##### (ii) Classification and subsequent measurement (extract)<sup>2</sup>

9.4.1.3,  
B4.1.7A-7B  
B4.1.9A-9E

##### **Non-derivative financial assets: Assessment of whether contractual cash flows are solely payments of principal and interest**

For the purposes of this assessment, ‘principal’ is defined as the fair value of the financial asset on initial recognition. ‘Interest’ is defined as consideration for the time value of money and for the credit risk associated with the principal amount outstanding during a particular period of time and for other basic lending risks and costs (e.g. liquidity risk and administrative costs), as well as a profit margin.



Holder's  
perspective

## Notes to the financial statements (extract)

### 3. Significant Accounting Policies (extract) (continued)

#### 3.3 Financial instruments (extract) (continued)

##### (ii) Classification and subsequent measurement (extract) (continued)

#### Non-derivative financial assets: Assessment of whether contractual cash flows are solely payments of principal and interest (continued)

In assessing whether the contractual cash flows are solely payments of principal and interest, the Group considers the contractual terms of the instrument. This includes assessing whether the financial asset contains a contractual term that could change the timing or amount of contractual cash flows such that it would not meet this condition. In making this assessment, the Group considers:

- contingent events that would change the amount or timing of cash flows;
- terms that may adjust the contractual coupon rate, including variable rate features;
- prepayment and extension features; and
- terms that limit the Group's claim to cash flows from specified assets (e.g. non-recourse features).

9.B4.1.18

The Group has purchased bonds that include features that change contractual cash flows based on the issuer meeting certain contractually specified environmental, social and governance (ESG) targets. For example, the contractual interest rate is reduced if the issuer meets specific targets for reducing carbon emissions. If the ESG feature could only have a *de minimis* effect on the contractual cash flows of the bond, then the feature does not affect the classification of the bond. However, if the effect of the ESG feature could be more than *de minimis*, then judgement is required about whether the feature would be consistent with a basic lending arrangement and meet the SPPI criterion. The Group considers that variability of the interest rate of up to [•] bp is *de minimis*.

In some cases, the ESG-linked adjustment to the contractual interest rate reflects compensation for a change in the credit risk of a bond and, therefore, does not prevent the bond from meeting the SPPI criterion. Where the ESG feature represents compensation for exposure to a particular ESG risk, the feature is not consistent with the SPPI criterion and the bond is measured at FVTPL.

Note *Reference* **Explanatory note**

- |           |   |
|-----------|---|
| <b>1.</b> | Entities should consider the impact of climate-related risks on their exposure to credit, liquidity and market risks and disclose accordingly. For example, in assessing the exposure to credit risks, an entity may have to change the way in which they are approaching their risk concentration disclosures to take into account climate-related risk. |
|-----------|---|



## Financial risk management

**Fact pattern** The Group has identified climate risk as an emerging risk arising from financial instruments that has a growing impact on the Group's activities. The Group extends secured loans to certain oil and gas companies which are transitioning to a low-carbon business model. The loans are secured by collaterals on various real estate properties.

### Illustration of disclosures in the notes

#### Notes to the financial statements (extract)

##### 22. Financial instruments (extract)

##### Financial Risk Management (extract)

7.31

The Group has exposure to the following risks<sup>1</sup> from financial instruments:

- credit risk;
- liquidity risk; and
- market risks.

In addition, the Group has identified climate risk as an emerging risk arising from financial instruments that has a growing impact on the Group's activities. This note presents information about the Group's exposure to each of the above risks considering climate.

[...]

'Climate-related risks' are potential negative impacts on the Group arising from climate change. Climate-related risks have an impact on the principal risk categories, but due to their pervasive nature have been identified and managed by the Group on an overall basis.

The Group distinguishes between physical risks and transition risks. Physical risks arise as the result of acute weather events such as hurricanes, floods, and wildfires, and longer-term shifts in climate patterns, such as sustained higher temperatures, heat waves, droughts and rising sea levels. Transition risks arise as a result of measures taken to mitigate the effects of climate change and transition to a low-carbon economy – e.g. changes to laws and regulations, litigation due to failure to mitigate or adapt, and shifts in supply and demand for certain commodities, products and services due to changes in consumer behaviour and investor demand.

The Group has set up a Climate Risk Committee, which is responsible for developing group-wide policies, processes and controls to incorporate climate risks in the management of principal risk categories.



## Notes to the financial statements (extract)

### 22. Financial instruments (extract) (continued) Financial Risk Management (extract) (continued)

7.31

The Group has developed a climate risk framework for:

- identifying risk factors and assessing their potential impact on the Group's financial statements; and
- allocating responsibilities for managing each identified risk factor.

The Group has also set out principles on how to incorporate climate-related risk into stress test scenarios.

The Group has identified the following climate-related risk factors as having an impact on the Group's financial instruments and included them in its principal risk management processes.

- Borrowers exposed to increased transition risks: The Group has identified industries that are subject to increased risk of climate regulation negatively affecting their business model. The Group has incorporated climate-related risk factors in their ECL assessment.
- Physical risk to real estate: The Group has identified areas in which it operates that are exposed to increased physical risk such as hurricanes or floods. Heightened physical risk is considered in valuing collateral, such as real estate.

Note *Reference* **Explanatory note**

- |  |   |
|--|---|
| <p><b>1.</b>    <i>1-1.125, 112(c)</i></p> | <p>This illustrates an example of an “other estimate”. SFRS(I) 1-1 requires entities to disclose assumptions and major sources of estimation uncertainty that have a significant risk of resulting in a material adjustment to the carrying amounts of assets and liabilities within the next financial year (significant assumptions and estimates). Estimates which do not result in a material adjustment in the next reporting period, for example those crystallising over a longer time frame, or those carrying lower risk (other estimates), are not specifically required by SFRS(I) 1-1 paragraph 125. However, entities should still consider if disclosure of such other estimates may be relevant to the user’s understanding of the financial statements and hence still be required by paragraph 112(c) of SFRS(I) 1-1. Such other disclosures should be clearly distinguished from disclosures required by SFRS(I) 1-1 paragraph 125.</p> |
|--|---|

## Net realisable value of inventories

**Fact pattern** The Group is a property developer and owns numerous land parcels in various countries. Several land parcels are located in high flood risk areas.

The Group accounts for these land parcels which are held for development as inventories. In 20X2, the Group carried out a global portfolio baseline study to better understand its portfolio's physical climate risk in relation to floods. The study indicated a heightened risk of flooding in certain locations within [•] years which has the potential to breach impending changes to local building regulations for acceptable flood risk level for new developments. This led to a decision by the Group to cease the development plan of the impacted sites as it is unlikely for the Group to obtain funding and regulatory approval for future development. A preliminary solicitation of indicative bids suggest that the sale value of the impacted land parcels would be negligible.

## Illustration of disclosures in the notes

### Notes to the financial statements (extract)

#### 2. Basis of preparation (extract)

#### 2.4 Use of estimates and judgements (extract)

[...]

1-1.112(c)

Other accounting estimates<sup>1</sup> with assumptions impacted by climate-related risks, but which are not considered to have a significant risk of resulting in a material adjustment to the carrying amounts of assets and liabilities within the next financial year are included in the following notes:

- [...]
- [Note 12](#) – measurement of net realisable value of land held for development in high flood risk locations;

[...]





## Notes to the financial statements (extract)

### 12. Inventories (extract)

[...]

1-2.36(e)-(g).  
1-1.112(c)

During 20X2, management carried out a climate impact review and identified that certain low-lying land parcels owned by the Group in location X are exposed to heightened flood risk within the next [•] years, which has the potential to breach impending changes to local building regulations for acceptable flood risk levels for new developments. The Group commissioned a review of the net realisable value of the impacted land inventories and estimated the net realisable value to be \$[•].

The Group's estimate of the net realisable value takes into consideration the sale value of the land and assumes that the Group is unlikely to obtain funding and regulatory approval for future development of the impacted sites less the estimated costs to be incurred.

Estimates are periodically reassessed by the Group. Future developments such as improvements in drainage and pumping techniques, new flood mitigation measures, or changes in government regulations and infrastructure, could result in changes to the estimated net realisable value.

The write-down of the land inventories of \$[•] to the net realisable value, is included in 'cost of sales'.

Note *Reference* **Explanatory note**

- |           |   |
|-----------|---|
| <b>1.</b> | As stated in the National Environment Agency's website, entities may utilise high quality international carbon credits to offset up to 5% of their taxable emissions from 2024. |
|-----------|---|





## Provision for carbon taxes

### Fact pattern

The Group is a large-scale manufacturer of chemical products and operates several manufacturing plants in Singapore. A carbon tax was introduced by the government and is applicable to each manufacturing facility that directly emits at least 25,000 tCO<sub>2</sub>e of greenhouse gases (GHG) annually. The carbon tax is currently set at a fixed price of \$5 per tCO<sub>2</sub>e and the legislation requires carbon taxes levied to be settled via carbon credits sold by the regulator. The use of international carbon credits to offset taxable emissions is not allowed in the current year<sup>1</sup>.

Manufacturing facilities X and Y of the Group exceeded the regulatory emission threshold of 25,000 tCO<sub>2</sub>e in 20X2 and the Group is liable to pay carbon taxes. In prior years, both manufacturing facilities X and Y were registered as taxable facilities as they had previously exceeded the emissions threshold.

## Illustration of disclosures in the notes

### Notes to the financial statements (extract)

#### 3. Significant Accounting Policies (extract)

##### 3.X Carbon taxes

INT21.8-12

A provision for carbon taxes is recognised when the minimum greenhouse gases (GHG) emission threshold as set out in the relevant legislation is reached. Subsequent to reaching the minimum legislated GHG emission threshold, provision for carbon taxes is recognised as and when greenhouse gases are emitted.

Note *Reference* **Explanatory note**

- |           |  |
|-----------|--|
| <b>1.</b> | As per the Carbon Pricing Act 2018, a registered person can apply to the NEA to purchase carbon credits, which are used to settle the tax payable in relation to their registered taxable facility. Upon settlement, the carbon credits are surrendered and removed from the registered person's registry account. |
|-----------|--|

## Notes to the financial statements (extract)

### 20. Provisions (extract)

		Restruc- turing \$'000	Site restora- tion \$'000	Onerous contract \$'000	Emissions schemes \$'000	Carbon taxes \$'000	Legal \$'000	[...] \$'000	Total \$'000
	<b>Group</b>								
1-37.84(a)	At 1 January 20X2	xxx	xxx	xxx	xxx	xxx	xxx	xxx	xxx
3.23	Assumed in a business combination	xxx	xxx	xxx	xxx	xxx	xxx	xxx	xxx
1-37.84(b)	Provisions made during the year	xxx	xxx	xxx	xxx	xxx	xxx	xxx	xxx
1-37.84(c)	Provisions used during the year	xxx	xxx	xxx	xxx	xxx	xxx	xxx	xxx
	Provisions disposed off through distribution	xxx	xxx	xxx	xxx	xxx	xxx	xxx	xxx
1-37.84(d)	Provisions reversed during the year	xxx	xxx	xxx	xxx	xxx	xxx	xxx	xxx
1-37.84(e)	Unwind of discount	xxx	xxx	xxx	xxx	xxx	xxx	xxx	xxx
1-37.84(a)	At 31 December 20X2	xxx	xxx	xxx	xxx	xxx	xxx	xxx	xxx
	Non-current	xxx	xxx	xxx	xxx	xxx	xxx	xxx	xxx
	Current	xxx	xxx	xxx	xxx	xxx	xxx	xxx	xxx
		xxx	xxx	xxx	xxx	xxx	xxx	xxx	xxx

### Carbon taxes

1-37.85(a)

The Singapore Government introduced the Carbon Pricing Act 2018 (CPA) in 2019, where an industrial facility that emits direct greenhouse gases (GHG) estimated to be equal to or above 25,000 tonnes of GHG emissions (tCO<sub>2</sub>e) in a particular year is charged a tax.

During 20X2, the Group exceeded the emissions threshold of 25,000 tCO<sub>2</sub>e and recognised a provision of \$[•] based on the total amount of reckonable GHG emissions of its taxable facilities multiplied by the tax rate of \$5 per tCO<sub>2</sub>e. The provision will be settled by the surrender<sup>1</sup> of carbon credits purchased from the government in 20X3.

Note *Reference* **Explanatory note**

<b>1.</b>	See explanatory note 1 on page 437.
<b>2.</b> <i>1-1.112(c)</i>	Where there are potential regulatory changes or the entity has announced transition plans, entities should consider including an explanation that such transition plans or potential regulatory changes do not affect the useful lives of assets, if such information is likely to be useful to users of the financial statements (e.g. where users of the financial statements would expect these changes to affect the useful lives of assets.).

## Change in useful life and residual value

**Fact pattern** The Group is in the essential chemicals sector and supplies chemical products to a variety of industries for production of consumer goods, ranging from apparel to electronics. Following the announcement by the government to tighten regulations and reporting requirements<sup>2</sup> over greenhouse gas emissions in 20X2, the Group has embarked on a revised climate change strategy. As one of its initiatives for emissions reduction, the Group enhanced its wireless monitoring capabilities at its refining plant to better identify equipment in need of maintenance.

The Group also conducted an energy efficiency review which identified Equipment X for replacement by a more energy efficient model. Accordingly, the useful life of Equipment X would reduce by [•] years. The residual value of existing Equipment X has also been re-evaluated to reflect the market's preference for energy efficient equipment.

## Illustration of disclosures in the notes

### Notes to the financial statements (extract)

#### 2. Basis of preparation (extract)

#### 2.4 Use of estimates and judgements (extract)

[...]

1-1.112(c)

Other accounting estimates<sup>1</sup> with assumptions impacted by climate-related risks, but which are not considered to have a significant risk of resulting in a material adjustment to the carrying amounts of assets and liabilities within the next financial year are included in the following notes

- [...]
- **Note 4** – Property, plant and equipment: useful life and residual value of Equipment X;

[...]

Note *Reference* **Explanatory note**

<b>1.</b>	<i>1-36.17</i>	Factors resulting in changes in estimates could also be potential indicators of impairment. Entities should assess whether any impairment indicators in SFRS(I)1-36 are met and if necessary, assess for impairment.
-----------	----------------	--



## Notes to the financial statements (extract)

### 4. Property, plant and equipment (extract)

[...]

#### Change in estimates<sup>1</sup>

During 20X2, the Group conducted an energy efficiency review as part of the Group's decarbonisation efforts following the announcement by the government to tighten regulations and reporting requirements over greenhouse gas emissions. This resulted in a change to the expected usage of Equipment X. Equipment X, which management had previously intended to be used in production for [•] years from the date of purchase, is now expected to be disposed after [•] years of use and be replaced by a more energy efficient equipment. As a result, the expected useful life of Equipment X decreased. The Group estimated the residual value to be nil at the end of the revised useful life which reflects the market preference for energy efficient equipment. The useful lives of other equipment are expected to be fully depreciated within the next 2 to 3 years. The Group's main focus is to switch to more energy efficient model by [20XY] as part of the Group's net zero commitment. The effect of these changes on actual and expected depreciation expense, included in 'cost of sales', was as follows:

	20X2 \$'000	20X3 \$'000	20X4 \$'000	20X5 \$'000	20X6 \$'000	Later \$'000
(Decrease) increase in depreciation expense	xxx	xxx	xxx	xxx	xxx	xxx

Note *Reference* **Explanatory note**

<b>1.</b>	Under Section 40A of the Environmental Protection and Management Act (“EPMA”), “global warming potential”, in relation to a greenhouse gas or a blend or mixture of greenhouse gases, means the climatic warming potential of the greenhouse gas or the blend or mixture (as the case may be) relative to the climatic warming potential of carbon dioxide (calculated in terms of the 100-year warming potential of one kilogram of the greenhouse gas or the blend or mixture of greenhouse gases (as the case may be) relative to one kilogram of carbon dioxide), as published and updated from time to time on the National Environment Agency’s website.
<b>2.</b>	Energy Efficient Technologies grant supports entities to adopt energy efficient equipment or technologies. The grant quantum will be calculated based on total amount of carbon abatement achieved by the project, subject to a cap of 70% of the qualifying costs, which includes external manpower, equipment or technology and professional services.
<b>3.</b> <i>1-20.24</i>	<p>The Group has elected to present government grants related to assets as deferred income. Alternatively, an entity may present these grants as a deduction in arriving at carrying amount of the asset.</p> <p>This issue is discussed in <a href="#">Insights into IFRS (4.3.130.60)</a>.</p>



## Climate-related grants

**Fact pattern** The Group owns numerous manufacturing facilities in Singapore and has an annual sales turnover of less than \$500 million.

In 20X2, the Group replaced its existing chilled water and refrigeration systems with new low Global Warming Potential (GWP)<sup>1</sup> systems (the “project”). This project has been approved as an eligible project under the Energy Efficient Technologies<sup>2</sup> grant offered to the Group prior to the commencement of the project. To comply with the terms of the grant, the Group conducted a measurement and verification study to measure, verify and compute the energy savings. The disbursement of the grant to the Group is claimed on a reimbursement basis subject to complying with the terms and conditions of the grant.

The Group assessed that the Energy Efficient Technologies grant meets the criteria to be recognised as a government grant related to assets under SFRS(I) 1-20 *Accounting for Government Grants and Disclosure of Government Assistance* and has applied the method to present the grant as a deferred income<sup>3</sup>.

## Illustration of disclosures in the notes

### Notes to the financial statements (extract)

#### 3. Significant Accounting Policies (extract)

##### 3.15 Deferred income (extract)

[...]

1-20.12, 20, 26, 29,  
39(a)

Government grants are recognised initially as deferred income when there is reasonable assurance that they will be received, and the Group will comply with the conditions associated with the grant. Grants related to Energy Efficient Technologies are recognised in profit or loss as ‘other income’ on a systematic basis over the useful life of the asset.

Note *Reference* **Explanatory note**

<b>1.</b>		The deferred income is generally classified as a non-current liability when an entity presents a classified statement of financial position.
<b>2.</b>	<i>1-20.39(c)</i>	This disclosure illustrates an example of the conditions to be complied with by the recipient of the grant. Entities will need to disclose unfulfilled conditions and any other contingencies attached to the government grants.

## Notes to the financial statements (extract)

### 19. Deferred income

		Group	
		2022	2021
		\$'000	\$'000
1-20.39(b)-(c)	Government grants – Energy Efficient Technologies	xxx	xxx
	Non-current <sup>1</sup>	xxx	xxx
	Current	xxx	xxx
		xxx	xxx

[...]

#### Energy Efficient Technologies grant

In 20X1, the Group was awarded the Energy Efficient Technologies grant, amounting to \$[•] conditional on the replacement of the Group's existing chilled water and refrigeration systems with new low Global Warming Potential (GWP) systems. The grant reimbursed 70% of the qualifying costs incurred by the Group including technology and equipment, external manpower and professional service. The qualifying costs incurred have been capitalised as property, plant and equipment and the grant, recognised as a deferred income, is being amortised over the useful life of the asset. In accordance with the grant, the Group is prohibited from selling, disposing, leasing or otherwise transferring the new low Global Warming Potential (GWP) systems for a period of [•] years from the date of the grant without the written approval of the NEA<sup>2</sup>.

Note *Reference* **Explanatory note**

- |    |         |  |
|----|---------|--|
| 1. | 1-36.17 | If there is an indication that an asset may be impaired, this may indicate that the remaining useful life, the depreciation (amortisation) method or the residual value for the asset needs to be reviewed and adjusted in accordance with the standard applicable to the asset, even if no impairment loss is recognised for the asset. |
| 2. |         | Refer to <a href="#">note 5</a> of our Singapore Illustrative Financial Statements 2022 for an illustration of impairment losses/reversal of impairment losses recognised.   |

## Impairment of non-financial assets

### Fact pattern

The Group is in the essential chemicals sector and supplies chemical products to a variety of industries for production of consumer goods, ranging from apparel to electronics. Following the announcement by the government to tighten regulations and reporting requirements over greenhouse gas emissions in 20X2, the Group has embarked on a revised climate change strategy which focuses on investing in low emission technologies and supporting emissions reductions in the value chain.

The Group assessed that the upcoming regulations on greenhouse gas emissions and the rapid development in global climate transition may increase carbon emission costs, and potentially impact revenue and discount rate of its high emission intensity cash-generating unit ("CGU"), ABC Division. The Group has revisited its assumptions<sup>1</sup> for assessing the recoverable amount of its ABC Division in its annual mandatory goodwill impairment exercise<sup>2</sup> to align with the Group's revised climate change strategy. The recoverable amount of the CGU was determined based on value in use calculations. Per the Group's assessment, no impairment was required to be recognised during the year.

### Illustration of disclosures in the notes

#### Notes to the financial statements (extract)

##### 2. Basis of preparation (extract)

##### 2.4 Use of estimates and judgements (extract)

[...]

1-1.125, 129

Information about assumptions and estimation uncertainties that have a significant risk of resulting in a material misstatement to the carrying amount of the assets and liabilities within the next financial year are included in the following notes:

- [...]
- [Note 5](#)- impairment test of goodwill and property, plant and equipment: key assumptions underlying recoverable amounts.

[...]

Note *Reference* **Explanatory note**

<b>1.</b>	Where the business is exposed to significant risks relating to climate change, entities should consider explaining how these risks have been considered in preparing the cash flow projections, or the impact of these risks on discount rates.
<b>2.</b> <i>1-36.A</i>	This illustrates one possible present value technique to measure value in use, using the traditional approach, which involves using a single set of estimated cash flows and a single discount rate. The expected cash flow approach may also be used depending on the circumstances. Under the expected cash flow approach, all expectations about possible cash flows are used instead of the single most likely cash flow, and probabilities are assigned to the different scenarios. Such an approach may be appropriate where there are multiple uncertainties over the inputs for the cash flow projections.
<b>3.</b>	Entities should consider explaining how the judgements and assumptions used in the narrative reporting in their ESG reports on climate-related matters are considered in the judgements and assumptions used in the impairment testing to help financial statement users understand the linkage. Disclosure of the significant differences, if any, in assumptions and the reasons for the differences may help users to understand and to reconcile the information in the ESG report with the financial statements. For example, a company may consider discussion of differences between the key assumptions used in impairment testing and 'Paris-aligned' assumptions used in the ESG report.

## Notes to the financial statements (extract)

### 5. Intangible assets and goodwill (extract)

[...]

#### Impairment testing for CGUs containing goodwill<sup>1</sup>

For the purposes of impairment testing, goodwill has been allocated to the Group's CGUs (operating divisions) as follows:

		20X2 \$'000	20X1 \$'000
1-36.134(a)	<b>Group</b>		
	ABC Division	xxx	xxx
	[...]	xxx	xxx
1-36.135	Multiple units without significant goodwill	xxx	xxx
		xxx	xxx
		xxx	xxx

#### ABC Division

1-36.134(c) The recoverable amount of this CGU was based on its value in use<sup>2</sup>.

1-36.134(d)(i),  
1-8.39 In 20X2, the Group revised its climate change strategy considering the rapid development in global climate transition and upcoming regulations on greenhouse gas emissions in various jurisdictions in which the Group operates that impacted key assumptions used in the estimation of the value in use as discussed below. The key assumptions<sup>3</sup> applied in value in use impairment testing were unchanged to those used in 20X1 except to reflect changes in the economic environment.

1-36.134(d)(ii),  
1-1.131 The values assigned to the key assumptions represent management's assessment of future trends in the industry which ABC Division operates and have been based on historical data from internal sources and industry data from external sources. Changes in the economic environment including future development in the global climate transition may require changes to the key assumptions which could result in a material change to the carrying amount of the CGU.

#### Discount rate

1-36.134(d)(ii) The pre-tax discount rate was derived from the Group's weighted average cost of capital (WACC), and took into account both the Group's cost of debt and equity. The cost of equity was based on the rate of 10-year government bonds issued by the government in the relevant market and in the same currency as the cash flows, adjusted for a risk premium to reflect both the increased risk of investing in equities and the systematic risk of the specific CGU, including as necessary, the higher risk profile of the expected cash flows from a high emission intensity CGU. The cost of debt was derived from the Group's interest-bearing borrowings adjusted as necessary for the increased cost of borrowing for a high emission intensity CGU.

1-36.134(d)(v), f(ii) The discount rate applied for impairment testing is reassessed each year based on management's current best estimate and in 20X2, the pre-tax discount rate was [•]% (20X1: [•]%).

Note Reference Explanatory note

1. 1-36.33(b), 44	SFRS(I) 1-36 requires that value in use cash flow projections should exclude any future cash inflows or outflows from improving or enhancing an asset's performance, unless the entity has already incurred the expenditure. Entities may need to exercise judgement in assessing if capital expenditure to be incurred in relation to climate change (e.g. making an asset compliant with climate-related laws or regulations) is more akin to maintenance or enhancement. This issue is discussed in <a href="#">Insights into IFRS (3.10.250.80-90)</a> . For further discussion, refer to our web article: <a href="#">What's the impact on cash flow projections used for impairment testing of non-financial assets?</a>
2. 1-36.33(b)	SFRS(I) 1-36 requires that value in use cash flow projections shall cover a maximum period of five years, unless a longer period can be justified. In assessing the impact of climate change on the business, entities may need to consider if a longer forecast period may be required for the cash flow projections, for example if a longer time horizon is required for the entity to reach a steady state following the implementation of climate transition plans.



## Notes to the financial statements (extract)

### 5. Intangible assets and goodwill (extract) (continued)

#### *Cash flow projections*

1-36.134(d)(iii)

The cash flow projections included specific estimates for five years and a terminal growth rate thereafter. The Group has assumed that the strategic actions around climate transition would be completed within five years<sup>2</sup> in line with its climate strategy and net-zero commitment.

1-36.134(d)(ii), f(ii)

Forecasted cash flows for the five-year period were based on expectations of future outcomes considering past experience and other relevant factors as discussed below:

- [...]
- Sales growth was projected taking into account the average growth levels experienced over the past five years and the estimated sales volume and price growth for the next five years. In developing the assumptions for the annual sales growth rate, management considered market trends, including consumer preferences, government policies and the transition to a lower carbon economy under various energy transition scenarios. Based on the evaluation, no fundamental shift in markets has been identified as a result of climate change. Demand for chemicals is expected to remain resilient to support modern living, boosted by global population growth, improvements in standards of living, and rising demand for sustainable chemicals. The Group has assumed that it will transition in accordance with its climate strategy and potential future emission costs borne by the Group are not passed through to the customers. In 20X2, it was assumed that sales will grow at a constant rate of [•]% over the next five years (20X1: [•]%).
- Operating costs were based on actual costs, adjusted for inflation, expected changes in volume and for expected costs of compliance with environmental regulations in various jurisdictions including carbon emission levies and taxes. These compliance costs were estimated based on management's best estimate of how future changes to relevant carbon emission cost policies and/or legislations are likely to affect the future cash flows of the CGU and the Group's estimated emissions volume, which is projected to significantly increase in the coming years in line with forecasted production volumes. Certain compliance costs may be mitigated through the implementation of the Group's revised climate strategy and such mitigation plans have been considered to the extent that the capital expenditure cash outflows are considered in the cash flow projections. In 20X2, it was assumed that operating costs would grow at [•]% [in 20X3 and 20X4] and [•]% [over the next three years] (20X1: [•]% in 20X2, 20X3 and 20X4 and [•]% [over the next two years]).
- Capital expenditure<sup>1</sup> was estimated based on the Group's past experience and planned replacement of retired assets. Additional maintenance capital expenditure of \$[•] and \$[•] was projected for the replacement of existing machineries as part of the energy transition to more fuel-efficient and lower-emission technologies [in 20X4 and 20X5] (20X1: \$[•][in 20X4 and 20X5]).

This page has been left blank intentionally.



## Notes to the financial statements (extract)

### 5. Intangible assets and goodwill (extract) (continued)

#### Cash flow projections (continued)

1-36.134(d)(ii)

Terminal growth rate, which is a long-term growth rate into perpetuity, has been determined as the lower of the nominal GDP rates for the countries in which the CGU operates and the long-term compound annual earnings before interest, tax, depreciation and amortisation (EBITDA) growth rate estimated by management.

1-36.134(d)(iv), f(ii)

The Group has assumed the cash flows from the CGU to reach a steady state in year five following the implementation of its climate transition plans. The terminal growth rate applied for impairment testing is reassessed each year based on management's current best estimate and in 20X2, the terminal growth rate was [•]% (20X1: [•]%).

1-36.134(f)(i)

The estimated recoverable amount of the CGU of \$[•] exceeded its carrying amount by approximately \$[•] (20X1: \$[•]).

Management has identified that a reasonably possible change in the following key assumptions below could cause the carrying amount to exceed the recoverable amount. The following table shows the amount by which these assumptions would need to change individually for the estimated recoverable amount to be equal to the carrying amount.

1-36.134(f)(iii)

	Change required for carrying amount to equal the recoverable amount	
	20X2	20X1
<b>Group</b>		
Discount rate (%)	xxx	xxx
Terminal growth rate (%)	xxx	xxx

	Change required for carrying amount to equal the recoverable amount		
	Sales growth	Operating costs	Capital expenditure
	%	%	%
<b>Group – 20X2 impairment testing</b>			
20X3	xxx	xxx	xxx
20X4	xxx	xxx	xxx
20X5	xxx	xxx	xxx
20X6	xxx	xxx	xxx
20X7	xxx	xxx	xxx

	Change required for carrying amount to equal the recoverable amount		
	Sales growth	Operating costs	Capital expenditure
	%	%	%
<b>Group – 20X1 impairment testing</b>			
20X2	xxx	xxx	xxx
20X3	xxx	xxx	xxx
20X4	xxx	xxx	xxx
20X5	xxx	xxx	xxx
20X6	xxx	xxx	xxx

# Keeping in touch

Follow 'KPMG IFRS' on LinkedIn or visit [home.kpmg/ifrs](https://home.kpmg/ifrs) for the latest news.

Whether you are new to IFRS Accounting Standards or a current user, you can find digestible summaries of recent developments, detailed guidance on complex requirements, and practical tools such as illustrative disclosures and checklists.



## IFRS Today

Blogs, podcasts and videos



## News

Search all KPMG articles on IFRS Accounting Standards and IFRS Sustainability Disclosure Standards



## IFRS app

Download the app to your iOS or Android device



## Insights into IFRS®

Helping you apply IFRS Accounting Standards to real transactions and arrangements



## Climate change financial reporting resource centre



## Financial reporting in uncertain times resource centre



## Reporting


### Guides to financial statements

Illustrative disclosures and checklists



### Newly effective standards

Create your own customised list using our web tool



### Better communication in financial reporting



### Sustainability reporting






## Handbooks

**Combined and/or  
carve-out  
financial  
statements**




**Earnings per  
share**




**Fair value  
measurement**



**IFRS compared  
to US GAAP**



**Leases**



**Revenue**



**Share-based  
payments**



**Toolkit**



## More guidance and insight

**Business  
combinations and  
consolidation**



**Insurance  
contracts**



**Financial  
instruments**



**Banks**



For access to an extensive range of accounting, auditing and financial reporting guidance and literature, visit KPMG's Accounting Research Online. This web-based subscription service is a valuable tool for anyone who wants to stay informed in today's dynamic environment. For a free 30-day trial, go to [aro.kpmg.com](http://aro.kpmg.com) and register today.

# Contact us



**Lee Sze Yeng**

Partner, Head of Audit

T: +65 9009 0949

E: [szeyenglee@kpmg.com.sg](mailto:szeyenglee@kpmg.com.sg)



**Reinhard Klemmer**

Partner, Head of Professional Practice

T: +65 9180 4814

E: [rklemmer2@kpmg.com.sg](mailto:rklemmer2@kpmg.com.sg)



**Chan Yen San**

Partner, Professional Practice

T: +65 9188 8401

E: [ychan@kpmg.com.sg](mailto:ychan@kpmg.com.sg)

# Contact us

KPMG  
12 Marina View #15-01  
Asia Square Tower 2  
Singapore 018961

[kpmg.com/socialmedia](https://kpmg.com/socialmedia)



While care has been taken in the preparation of this publication, reference to accounting standards and other authoritative material should be made, and specific advice sought, in respect of any particular transaction or specific circumstances. No responsibility for loss occasioned to any person acting or refraining from action as a result of any material in this publication can be accepted by KPMG LLP in Singapore or any member of KPMG International.

This publication is based on Guide to annual financial statements – Illustrative disclosures (September 2022). The copyrights in the Original Publications are vested in KPMG IFRG Limited and KPMG IFRG Limited reserves all rights in relation to the Original Publications.

© 2023 KPMG LLP (Registration No. T08LL1267L) an accounting limited liability partnership registered in Singapore under the Limited Liability Partnerships Act 2005, and a member firm of the KPMG global organization of independent member firms affiliated with KPMG International Limited, a private English company limited by guarantee. All rights reserved.

The KPMG name and logo are registered trademarks or trademarks of KPMG International.

Publication name: Singapore Illustrative Financial Statements 2022