

Industry update - Marine

Key market drivers



Global trade



Regulation compliance



Efficiency improvements



Digitalisation & Connectivity



Process automation



Shift in offshore service



Defence spending

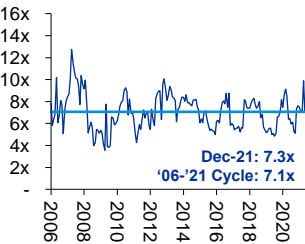
Valuation of selected market players

GBPm		Adjusted Enterprise	Leverage Net Debt / EBITDA	EBITDA Margin	EBIT Margin	Enterprise Value as a multiple of:								
Company	Country	Value	EBITDA	2021F	2021F	2020A	2021F	2022F	2020A	2021F	2022F	2020A	2021F	2022F
Shipyards: Commerical														
Daewoo Shipbuilding & Marine Engineering Co., Ltd.	South Korea	2,111	n/a	nmf	nmf	0.4x	0.7x	0.5x	13.2x	nmf	25.5x	27.8x	nmf	nmf
Korea Shipbuilding & Offshore Engineering Co., Ltd.	South Korea	5,383	0.9x	nmf	nmf	0.5x	0.6x	0.5x	16.6x	nmf	11.7x	nmf	nmf	24.9x
Mitsubishi Heavy Industries, Ltd.	Japan	12,445	4.0x	7.9%	3.4%	0.5x	0.5x	0.5x	5.9x	6.6x	6.0x	30.6x	15.4x	10.9x
Samsung Heavy Industries Co., Ltd.	South Korea	4,565	n/a	nmf	nmf	1.0x	1.1x	1.1x	nmf	nmf	nmf	nmf	nmf	nmf
Median				7.9%	3.4%	0.5x	0.6x	0.5x	13.2x	6.6x	11.7x	29.2x	15.4x	17.9x
Shipyards: Defence														
Austal Limited	Australia	301	n/a	9.7%	6.9%	0.3x	0.4x	0.4x	3.6x	3.8x	3.8x	4.8x	5.4x	5.4x
BAE Systems plc	United Kingdom	20,940	1.4x	12.9%	10.2%	1.1x	1.0x	0.9x	9.1x	7.6x	7.1x	12.2x	9.5x	8.9x
Fincantieri S.p.A.	Italy	3,951	8.2x	6.8%	4.2%	0.8x	0.7x	0.6x	15.6x	10.3x	8.7x	35.2x	16.6x	13.0x
Huntington Ingalls Industries, Inc.	United States	7,720	3.2x	9.8%	5.5%	1.1x	1.1x	1.0x	8.6x	11.2x	9.4x	11.1x	19.9x	16.4x
Median				9.7%	6.2%	0.9x	0.8x	0.8x	8.9x	8.9x	7.9x	11.6x	13.1x	11.0x
Strategic Marine														
Alfa Laval AB (publ)	Sweden	13,078	1.0x	20.5%	15.5%	3.5x	3.9x	3.4x	17.6x	19.2x	16.2x	23.2x	25.4x	20.5x
Cargotec Corporation	Finland	2,722	1.2x	11.8%	8.0%	0.9x	1.0x	0.8x	9.6x	8.2x	6.8x	15.0x	12.1x	9.1x
Kongsberg Gruppen ASA	Norway	3,851	n/a	14.8%	10.5%	1.8x	1.7x	1.5x	14.3x	11.5x	10.4x	20.9x	16.2x	14.3x
Palfinger AG	Austria	1,424	1.7x	13.2%	8.6%	1.0x	0.9x	0.9x	10.4x	7.2x	6.5x	17.5x	11.0x	9.5x
Wärtsilä Oyj Abp	Finland	6,381	0.6x	11.0%	7.8%	1.5x	1.7x	1.5x	18.9x	15.1x	12.2x	29.8x	21.3x	16.2x
Median				13.2%	8.6%	1.5x	1.7x	1.5x	14.3x	11.5x	10.4x	20.9x	16.2x	14.3x
Marine Services														
Babcock International Group PLC	United Kingdom	2,961	4.4x	7.3%	2.1%	0.7x	0.7x	0.7x	nmf	9.4x	6.3x	nmf	32.6x	11.1x
Mintira Holding AS	Norway	53	n/a	24.8%	11.8%	3.0x	2.6x	2.6x	8.9x	10.7x	8.2x	11.7x	22.5x	14.3x
James Fisher and Sons plc	United Kingdom	390	3.0x	14.5%	6.2%	0.8x	0.8x	0.8x	nmf	5.5x	5.1x	nmf	12.9x	11.4x
Royal Boskalis Westminster N.V.	Netherlands	2,514	n/a	16.0%	6.4%	1.1x	1.0x	1.0x	7.5x	6.6x	5.7x	24.9x	16.3x	12.3x
Wilh. Wilhelmsen Holding ASA	Norway	387	2.0x	17.0%	9.0%	0.7x	0.6x	0.6x	4.1x	3.6x	3.5x	7.0x	6.8x	6.4x
Median				16.0%	6.4%	0.8x	0.8x	0.8x	7.5x	6.6x	5.7x	11.7x	16.3x	11.4x
Marine Broking														
Braemar Shipping Services Plc	United Kingdom	111	1.8x	12.8%	8.3%	1.0x	1.0x	1.0x	9.5x	8.0x	7.4x	13.1x	12.2x	10.0x
Clarkson PLC	United Kingdom	1,079	n/a	20.0%	16.0%	3.0x	2.6x	2.5x	17.9x	13.1x	13.3x	23.3x	16.4x	16.4x
Median				16.4%	12.2%	2.0x	1.8x	1.7x	13.7x	10.5x	10.4x	18.2x	14.3x	13.2x
Satcom														
KVH Industries, Inc.	United States	111	n/a	5.0%	nmf	1.0x	0.9x	0.8x	nmf	17.6x	10.1x	nmf	nmf	nmf
SES S.A.	Luxembourg	5,330	2.9x	60.5%	21.9%	3.2x	3.6x	3.6x	5.2x	5.9x	5.9x	13.6x	16.2x	16.3x
Viasat, Inc.	United States	4,137	3.6x	24.0%	4.4%	2.5x	2.1x	1.8x	12.5x	8.7x	6.9x	nmf	47.4x	34.8x
Median				24.0%	13.2%	2.5x	2.1x	1.8x	8.8x	8.7x	6.9x	13.6x	31.8x	25.5x

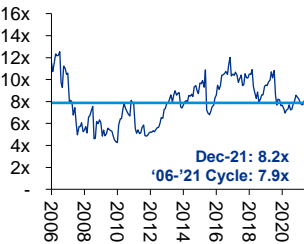
Note: Multiples are based on enterprise value as of 31 December 2021 and historical and forecast sales, EBITDA and EBIT, calendarised to 31st of December
"nmf": not meaningful; "n/a": not available

Sector valuation through the cycle (EV/LTM EBITDA)

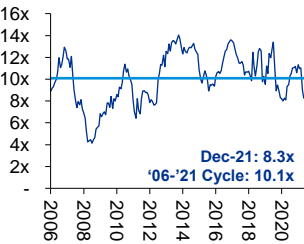
Shipyards Commercial



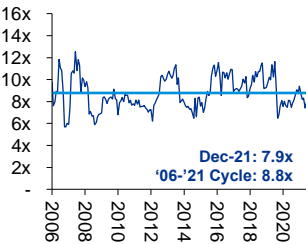
Shipyards Defence



Strategic Marine



Marine Services



Source: Capital IQ
Note: Through the Cycle constituents as per the comparable companies listed in the table above

Industry update – Marine

Selected recent M&A activity headlines

Digital Marine

- Dec 21 – **Windward**, a predictive maritime intelligence firm, listed on the London Stock Exchange's AIM market
- Dec 21 – Navtor acquired **Ingenium Marine**, a provider of digital logbooks
- Nov 21 – **Wartsila Voyage** signed a strategic partnership with Maritime and Port Authority of Singapore to co-develop smart port solutions
- Oct 21 – Ocean Technologies acquired **Netvision**, a provider of crew management software packages

Marine Services

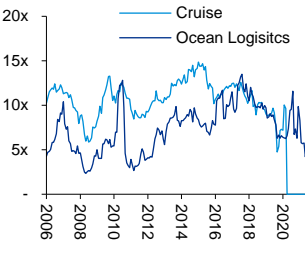
- Dec 21 – Maersk acquired **LF Logistics**, a provider of logistics services
- Nov 21 – DNV acquired **Applied Risk**, a provider of industrial cyber security specialist services for maritime industry
- Nov 21 – ViaSat acquired **Inmarsat**, a provider of global mobile satellite communications services
- Nov 21 – Carlyle Group and Stellex Capital acquired **IMIA**, a supplier of marine services for the maintenance, repair and overhaul and new construction of United States Navy vessels
- Nov 21 – CMA CGM announced the acquisition of **Fenix Marine Services**, an operator of container terminals

Marine Hardware

- Dec 21 – Fairbanks Morse Defense acquired **Welin Lambie**, a manufacturer of davits used for launch and recovery of craft from ships or shore based installations
- Dec-21 – The Italian Sea Group acquired **Perini Navi** out of bankruptcy, a yacht manufacturer
- Dec-21 – Groupe Beneteau acquired **Rodman Lusitania**, a Portuguese powerboats shipyard
- Dec-21 – Boulda Towage acquired **Scottish Towage**, Caledonia's towage activities and marine operations
- Nov 21 – Survitec acquired **Blue Anchor Fire & Safety**, a provider of survival solutions to fisheries and maritime industries
- Nov 21 – LBO France and Existing Management acquired **Alliance Marine**, distributor of marine equipment and provider of technical services and solutions for yacht and boat builder
- Nov 21 – Ernststromgruppen acquired **Daniaman**, a manufacturer of survivor location lights
- Oct 21 – OneWater Marine acquired **T-H Marine Supplies**, a manufacturer of boat parts, accessories and apparels
- Oct-21 – China International Marine Containers acquired **AP Moller-Maersk's** container manufacturing unit

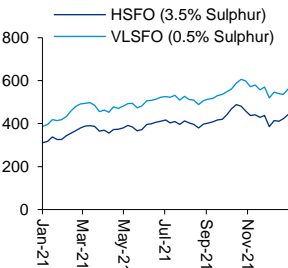
Marine market KPIs

Cruise and Ocean Logistics (EV/ LTM EBITDA)



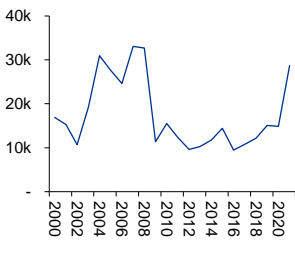
Source: Capital IQ

Bunker prices Rotterdam (\$/tonne)



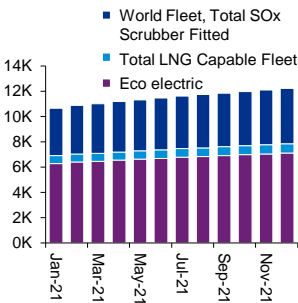
Source: Clarksons

ClarkSea Index (\$/day)



Source: Clarksons

Alternative Fuel Usage Number of vessels

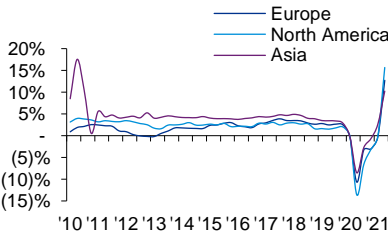


Source: Clarksons

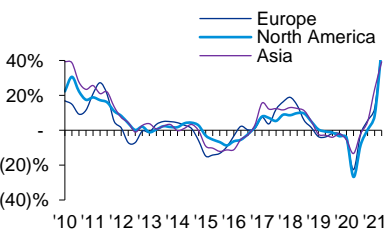
Note: From Q1 2021 to Q4 2021, all cruise comparable companies had negative earnings

Economic Indicators

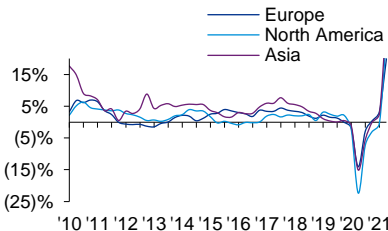
GDP growth (y-o-y)



Global trade (y-o-y)

























Industrial production (y-o-y)



Industry update - Marine

Longstanding KPMG global network marine credentials

<div><p>Acted as financial advisor to Sealite Pty. Ltd. on its sale to SPX Corporation</p><p>2021</p></div> <div>Marine aids to navigation products</div>	<div><p>Acted as financial advisor to Safebridge on the sale of the business to Mintra Holding</p><p>2021</p></div> <div>E-learning and crew competence solutions</div>	<div><p>Acted as financial advisor to Rescompany Systems on the sale of the business to The Schulte Group</p><p>2020</p></div> <div>Hospitality software solutions to the cruise industry</div>	<div><p>Acted as financial advisor to Cracking Logistics on the sale of the business to The Descartes Systems Group Inc</p><p>2020</p></div> <div>Digital freight execution platform</div>
<div><p>Acted as financial advisors to Phoenix Equity on the sale of Global Navigation Solutions to Comes Chart Group</p><p>2019</p></div> <div>Digital navigation and voyage compliance platform</div>	<div><p>Acted as financial advisor on the sale of GEV Group to Bridges fund management</p><p>2019</p></div> <div>Offshore wind turbine blade repair and maintenance</div>	<div><p>Acted as exclusive financial advisor to the shareholders of Class NK on the sale of Helm Operations to Volaris</p><p>2018</p></div> <div>Operations software for the tug and barge and OSV industries</div>	<div><p>Acted as financial advisor to 3Si group on the sale of Ocean Safety, Typhoon International and Reverse Survival to Alliance Marine Group</p><p>2018</p></div> <div>Marine safety and protective equipment; lifejackets, rafts, suits</div>
<div><p>Acted as financial advisor to the shareholders of Gardline on the sale of the company to Boskalis</p><p>2017</p></div> <div>Marine geophysical and environmental surveys</div>	<div><p>Acted as financial adviser to ChartCo on the acquisition of Docmaps</p><p>2017</p></div> <div>Marine safety and compliance software</div>	<div><p>Acted as financial advisor to ECI partners on the sale of their marine asset ChartCo to Equistone Private Equity</p><p>2016</p></div> <div>Digital navigation and voyage compliance platform</div>	<div><p>Acted as exclusive financial advisor to the shareholders of TMC Marine sale of the company to Bureau Veritas</p><p>2016</p></div> <div>Pre and post casualty advice and support to the marine industry</div>

Our Sector Experts



Simon Davis
Head of Industrials M&A – KPMG UK
Tel: +44 (0)20 7694 3128
Email: Simon.Davis@kpmg.co.uk



Al Horrocks
Director – KPMG UK
Tel: +44 (0)20 7694 1846
Email: Alastair.Horrocks@kpmg.co.uk

kpmg.com/uk



The information contained herein is of a general nature and is not intended to address the circumstances of any particular individual or entity. Although we endeavour to provide accurate and timely information, there can be no guarantee that such information is accurate as of the date it is received or that it will continue to be accurate in the future. No one should act on such information without appropriate professional advice after a thorough examination of the particular situation.

© 2022 KPMG LLP, a UK limited liability partnership and a member firm of the KPMG global organisation of independent member firms affiliated with KPMG International Limited, a private English company limited by guarantee. All rights reserved. The KPMG name and logo are trademarks used under license by the independent member firms of the KPMG global organisation. Designed by CREATE | Date | CRT134281A