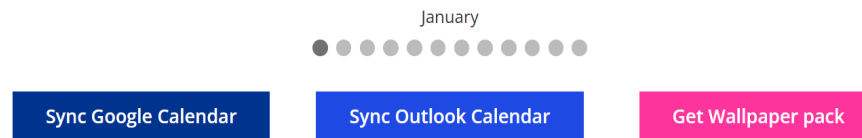


KPMG Digital Tax Calendar

Installing Manual

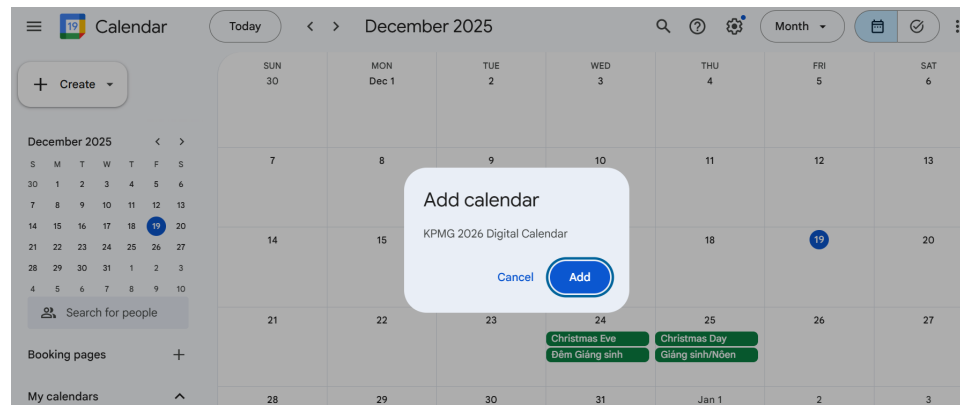
For Google Calendar

Step 1. Click the button Sync Google Calendar, to open KPMG Tax Calendar in a new window.



Our Digital Tax Calendar brings clarity to key tax deadlines while adding a touch of inspiration to your workspace. Available for Google Calendar, Outlook, and as beautiful desktop or mobile wallpapers, it helps you stay organized and motivated all year long.

Step 2. In this pop-up, click "Add".



Step 3. Another window to your Google Calendar will be opened and Google Calendar will import everything from the file. You should see the changes immediately.

The screenshot shows the Google Calendar interface for January 2026. The main calendar grid displays events for the month. The sidebar on the left includes a 'Create' button, a calendar grid for the month, a search bar, and a list of calendars.

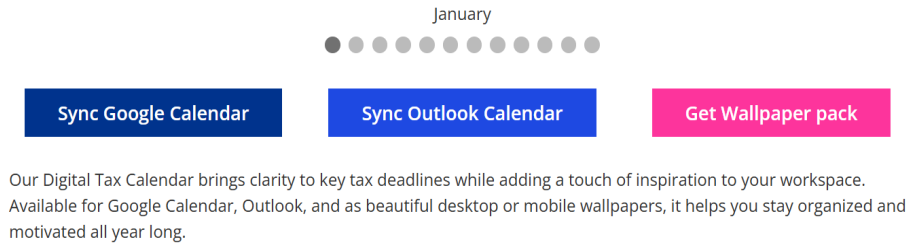
SUN 28	MON 29	TUE 30	WED 31	THU Jan 1	FRI 2	SAT 3
			International New Ye Đêm giao thừa	International New Ye New Year Tết dương lịch		
4	5	6	7	8	9	10
11	12	13	14	15	16	17
18	19	20 Monthly VAT, PIT anc	21	22	23	24
25	26	27	28	29	30 Provisional CIT payn	31 Quarterly VAT and PI

Calendar Sidebar:

- Create** (dropdown)
- Calendar grid (4-31)
- Search for people
- Booking pages (+)
- My calendars (dropdown)
- Other calendars (+ ^)
- Holidays in Vietnam
- KPMG 2026 Digital Calend...
- Ngày lễ ở Việt Nam
- Terms - Privacy

For Outlook

Step 1. Click the button **Sync Outlook Calendar** to open the **KPMG 2026 Tax Calendar.ICS** file directly.

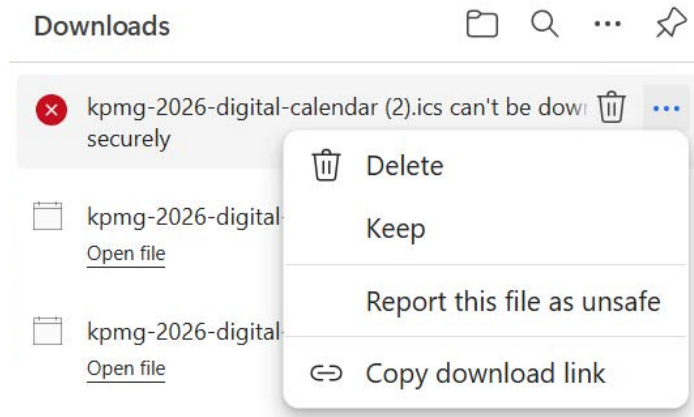


January

Sync Google Calendar Sync Outlook Calendar Get Wallpaper pack

Our Digital Tax Calendar brings clarity to key tax deadlines while adding a touch of inspiration to your workspace. Available for Google Calendar, Outlook, and as beautiful desktop or mobile wallpapers, it helps you stay organized and motivated all year long.

If this does not work, you may need to click "..." and choose option "Keep", and "Keep anyway" to download.



Downloads

kpmg-2026-digital-calendar (2).ics can't be downloaded securely

Delete

Keep

Report this file as unsafe

Copy download link

kpmg-2026-digital-calendar

Open file

kpmg-2026-digital-calendar

Open file

This file can't be downloaded securely

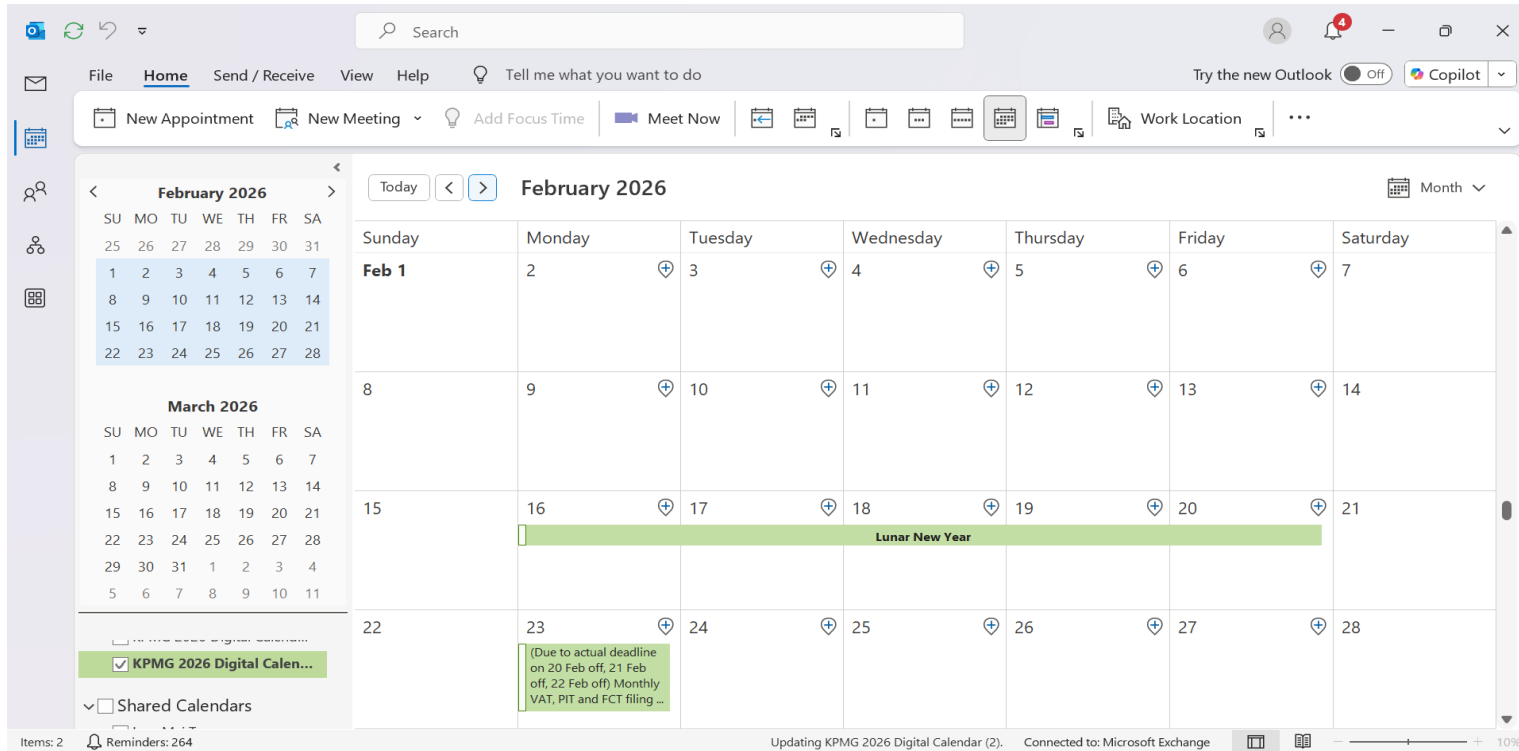
Malicious attackers might be able to read or change insecurely downloaded files.

[Learn more](#)

Cancel

Keep anyway

Step 2. When you open the **KPMG 2026 Tax Calendar.ICS** file, it will prompt Outlook to open automatically. The calendar itself will open in a separate window.



Note: Save the event to your calendar using one of the two options:

Click **Import** if you want to add events into your own calendar

(recommended) Click **Open as New** if you want to save it as a new calendar.

The events have now been added to your calendar.