




# At-a-glance highlights for tax leaders in the financial services sector

## Global Tax Function Benchmarking Survey

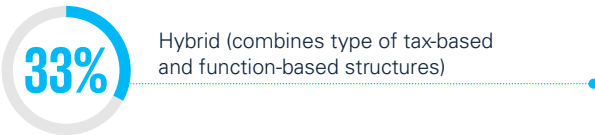
KPMG International conducts an ongoing survey of tax leaders that enables benchmarks across tax function structure and resourcing, performance measurement and metrics, use of technology and data, and initiatives supporting ESG. Below are some of the highlights of the survey data by respondents in the financial services sector.

### Structure and resourcing

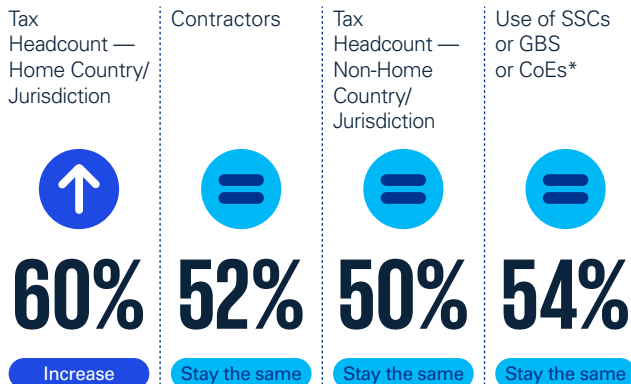
- Most Chief Tax Officers (CTOs) or tax leaders report to:



- Most common organizational design:



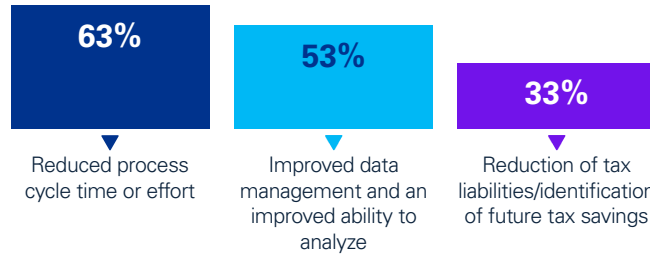
- Expected resourcing model changes in the next 5 years:



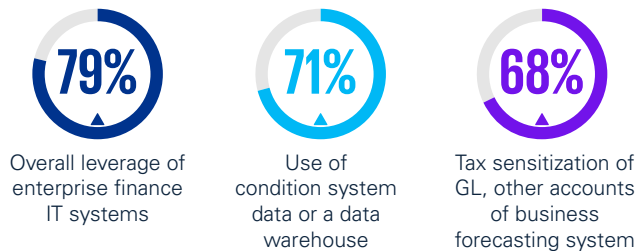
\* SCC: Shared Service Centers, GBS: Global Business Services, and COE: Centers of Excellence.

### Transformation, technology and data

- Top 3 benefits of tax transformation/technology initiatives cited:



- Anticipated technology use increases in the next 5 years:

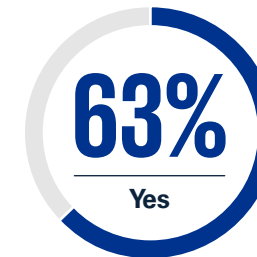


Most challenging data issue experienced cited is accessibility.

### ESG and the tax function

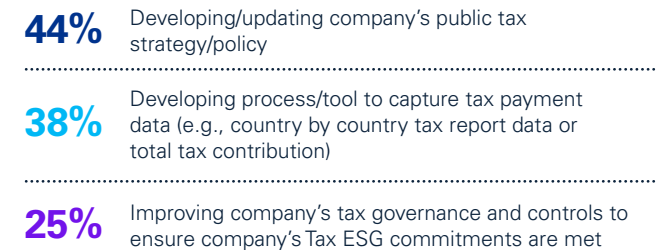
- 53% of organizations in the financial services industry have a policy that considers the ESG impacts of tax-related business decisions.

- Of those with policy that considers ESG impacts:



More than half report that Tax is consulted but not really involved in company ESG strategy.

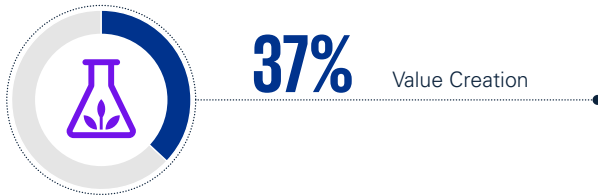
- Top 3 immediate term Tax ESG priorities include:



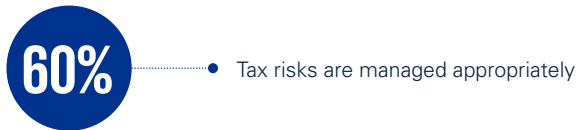
Only 1% use data and analytics tools to prepare ESG analysis.

## Strategy, performance and business impact

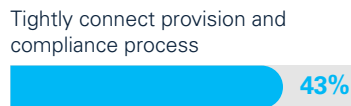
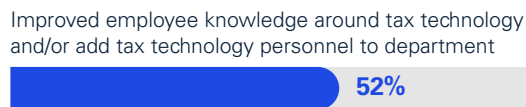
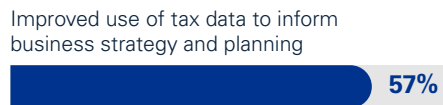
- Most tax leaders in the financial services industry describe their tax function's primary strategy as aligned to:



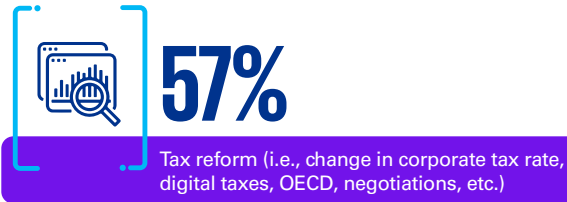
- Performance is often measured by the impact the tax function has on the business across a range of metrics, with these topping the list of importance:



- Top 3 desired process improvements:



- Top disruptor to the organization in the last year:



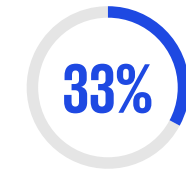
- Frequency of CTO meetings with:

Full board of directors



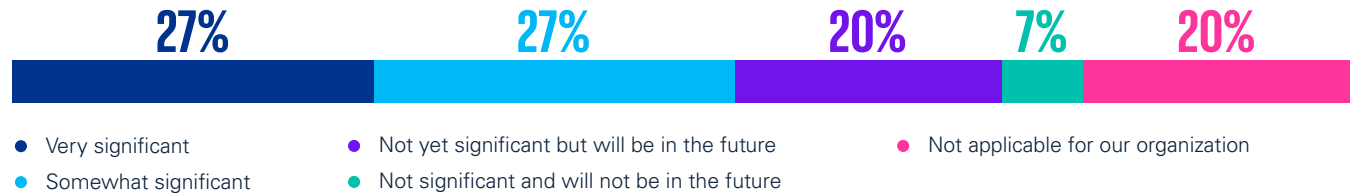
Never

Audit committee



2-4 times annually

- Expected significance of BEPS Pillar 2 on the organization:



### Contacts



**David Linke**  
Global Head of Tax & Legal  
KPMG International



**Robin Walduck**  
Global Sector Leader for Tax  
KPMG in the UK

kpmg.com



Some or all of the services described herein may not be permissible for KPMG audit clients and their affiliates or related entities.

© 2023 Copyright owned by one or more of the KPMG International entities. KPMG International entities provide no services to clients. All rights reserved.

KPMG refers to the global organization or to one or more of the member firms of KPMG International Limited ("KPMG International"), each of which is a separate legal entity. KPMG International Limited is a private English company limited by guarantee and does not provide services to clients. For more detail about our structure please visit [kpmg.com/governance](https://kpmg.com/governance).

The information contained herein is of a general nature and is not intended to address the circumstances of any particular individual or entity. Although we endeavor to provide accurate and timely information, there can be no guarantee that such information is accurate as of the date it is received or that it will continue to be accurate in the future. No one should act on such information without appropriate professional advice after a thorough examination of the particular situation.

The KPMG name and logo are trademarks used under license by the independent member firms of the KPMG global organization.

Designed by Evalueserve.

Publication name: At-a-glance highlights for tax leaders in the financial services sector | Publication number: 138724B-G | Publication date: September 2023