



# Illustrative disclosures for investment funds

Guide to annual financial statements

IFRS® Accounting Standards

January 2024

---

[kpmg.com/ifrs](https://kpmg.com/ifrs)

# Contents

---

<b>About this guide</b>	<b>2</b>
<b>References and abbreviations</b>	<b>5</b>
<b>Financial statements</b>	<b>6</b>
Financial highlights	7
Statement of financial position	8
Statement of profit or loss and other comprehensive income	9
Statement of changes in net assets attributable to holders of redeemable shares	10
Statement of cash flows	11
Notes to the financial statements	12
<b>Appendices</b>	
I    New accounting standards or amendments for 2023 and forthcoming requirements	70
II   Example disclosures for an investment fund that is an investment entity and measures its subsidiaries at FVTPL	72
III  Example disclosures for segment reporting – Multiple-segment fund	81
IV   Example disclosures of an open-ended fund with puttable instruments classified as equity	85
V    Example disclosure of schedule of investments – Unaudited	90
VI   Example disclosures of exposure to market risk – Value-at-risk analysis	92
VII  Statement of cash flows – Direct method	94
<b>Keeping in touch</b>	<b>95</b>
<b>Acknowledgements</b>	<b>97</b>
<b>Global Asset Management contacts</b>	<b>98</b>

# Notes

---

<b>Basis of preparation</b>	<b>12</b>
1. Reporting entity	12
2. Basis of accounting	12
3. Functional and presentation currency	12
4. Use of judgements and estimates	13
5. Changes in material accounting policies	13
<b>Financial risk review and fair value</b>	<b>14</b>
6. Financial risk review	14
7. Fair values of financial instruments	32
<b>Performance for the year</b>	<b>42</b>
8. Interest income and expense	42
9. Net gains (losses) from financial instruments at FVTPL	43
<b>Income taxes</b>	<b>44</b>
10. Withholding tax expense	44
<b>Assets, liabilities and equity</b>	<b>45</b>
11. Classification of financial assets and financial liabilities	45
12. Financial assets and financial liabilities at FVTPL	46
13. Balances due from/to brokers	47
14. Equity	48
15. Net assets attributable to holders of redeemable shares	49
<b>Other information</b>	<b>51</b>
16. Transfers of financial assets	51
17. Involvement with unconsolidated structured entities	52
18. Related parties and other key contracts	53
19. Subsequent events	54
20. Financial risk management	54
<b>Accounting policies</b>	<b>60</b>
21. Basis of measurement	60
22. Material accounting policies	60
23. Accounting standards issued but not yet effective	69

# About this guide

This guide has been produced by the KPMG International Standards Group (part of KPMG IFRG Limited).

It is intended to help entities to prepare and present financial statements in accordance with IFRS Accounting Standards<sup>a</sup> by illustrating one possible format for financial statements for a fictitious investment fund. The investment fund is a tax-exempt open-ended single-fund investment company (the Fund), which does not form part of a consolidated entity or hold investments in any subsidiaries, associates or joint venture entities. [Appendix II](#) illustrates example disclosures for an investment fund that is an investment entity and measures its subsidiaries at fair value through profit or loss (FVTPL). In this guide, the Fund's redeemable shares are classified as financial liabilities and the management shares meet the definition of equity. The Fund is outside the scope of:

- IFRS 8 *Operating Segments* – see [Appendix III](#) for example disclosures for a multiple-segment fund that falls in the scope of IFRS 8; and
- IAS 33 *Earnings per Share*; see our [Guide to annual financial statements – Illustrative disclosures](#) (September 2023) for example disclosures of earnings per share.

The Fund has been applying the Accounting Standards for some time – i.e. it is not a first-time adopter. For more information on first-time adoption, see Chapter 6.1 in the 20th Edition 2023/24 of our publication [Insights into IFRS®](#).

## What's new in 2023?

[Appendix I](#) provides a comprehensive list of new accounting standards and amendments issued by the International Accounting Standards Board (IASB), distinguishing between those that are effective for an entity (the Fund) with an annual period beginning on 1 January 2023 and those with a later effective date.

The Fund applied ***Disclosure of Accounting Policies (Amendments to IAS 1 and IFRS Practice Statement 2)*** for the first time in 2023. The amendments require entities to disclose their 'material' accounting policies, rather than their 'significant' accounting policies. The impact of the amendments will depend on the existing accounting policy information provided by individual entities. For some entities, the impact may be significant. However, those that already disclose entity-specific information with regard to materiality may, in some cases, assess the impact as insignificant. For further information, see our [web article](#) and read our [talkbook](#).

See [Note 5](#) for an illustration of disclosure to explain the nature and effect of the change related to material accounting policy information in the first year of application of the amendments. However, it is important to note that the disclosures, including the accounting policies, for the hypothetical Fund as shown in this guide are merely for illustrative purposes and, as such, are provided largely without regard to materiality. Therefore, the illustration provided is not intended to address the circumstances of other entities.

The Fund has not entered into any insurance contracts as defined in ***IFRS 17 Insurance Contracts***. Therefore IFRS 17, which is effective for annual periods beginning after 1 January 2023, is not illustrated in this guide. For an illustrative example of disclosures on insurance contracts, see [Illustrative disclosures for insurers](#) (September 2020).

The Fund does not have any deferred tax related to assets and liabilities resulting from a single transaction, nor any material exposure to Pillar Two top-up taxes. Therefore, the following are not illustrated in this guide:

IAS 1.7, Preface 5 a. 'IFRS® Accounting Standards' is the term used to indicate the whole body of authoritative literature, and includes:

- IFRS® Accounting Standards issued by the International Accounting Standards Board (IASB);
- IAS® Standards issued by the International Accounting Standards Committee (IASC, the IASB's predecessor), or revisions thereof issued by the IASB;
- interpretations of IFRS Accounting Standards and IAS Standards developed by the IFRS Interpretations Committee (IFRIC® Interpretations) and approved for issue by the IASB; and
- interpretations of IAS Standards developed by the Standing Interpretations Committee (SIC® Interpretations) and approved for issue by the IASB or IASC.



- **Deferred Tax related to Assets and Liabilities arising from a Single Transaction (Amendments to IAS 12)**, which is effective for annual periods beginning after 1 January 2023; and
- **International Tax Reform – Pillar Two Model Rules (Amendments to IAS 12)**, which is effective from 23 May 2023.

For an illustrative example of disclosures on amendments to IAS 12 *Income Taxes*, see Note 5 of our [Guide to annual financial statements – Illustrative disclosures](#) (September 2023).

The Fund does not have any transactions that are affected by the other newly effective accounting standards and amendments.

## Accounting standards covered

This guide is based on accounting standards, amendments and interpretations (broadly referred to in this guide as Accounting Standards) that have been issued by the IASB as at 30 November 2023 and that are required to be applied by an entity with an annual reporting period beginning on 1 January 2023 ('currently effective requirements'). It does not illustrate the early adoption of accounting standards that are effective for annual periods beginning after 1 January 2023 ('forthcoming requirements').

This guide focuses on investment fund-specific issues and therefore does not illustrate disclosures of a more general nature or disclosures not relevant to the Fund's activities – e.g. lease accounting, hedge accounting and employee benefits. For guidance on other disclosures, see our [Guide to annual financial statements – Illustrative disclosures](#) (September 2023) and [Guide to annual financial statements – Illustrative disclosures for banks](#) (December 2023).

In addition, accounting standards and their interpretation change over time. Accordingly, this guide should not be used as a substitute for referring to their requirements and other relevant interpretative guidance.

Preparers should also consider applicable legal and regulatory requirements. This guide does not consider the requirements of any particular jurisdiction, such as the Alternative Investment Fund Managers Directive (AIFMD), company laws or listing rules.

## Financial reporting in uncertain times

Many entities are likely to be facing challenges in these uncertain times. External events such as geopolitical events, natural disasters, climate effects or inflationary pressures are just a few of the major global issues driving global economic uncertainty today.

This evolving uncertainty creates a variety of issues and risks, including changes in consumer demand, disrupted supply chains, staff shortages, increased interest rates, increased market volatility and changes to the way entities operate. It also creates the potential for additional accounting and disclosure implications.

This guide does not illustrate the potential impacts of external events on the financial statements of the Fund.

Depending on the industry and economic environment in which an entity operates, there may be various external events that affect the recognition and measurement of its assets and liabilities, income and expenses. Also, as a consequence of these events, entities may be facing going concern difficulties due to liquidity pressures.

Preparers should carefully evaluate and consider the impact of external events on their 2023 financial reporting and provide relevant fund-specific disclosures.

For guidance, see our [Financial reporting in uncertain times resource centre](#).

## Climate change and financial reporting

All entities are facing climate-related risks and opportunities and are making strategic decisions in response – including around their transition to a low-carbon economy. These climate-related risks and strategic decisions could impact their financial statements – and KPIs.

As the impact of climate change intensifies, investors and regulators are increasingly seeking greater transparency of climate-related information. Companies are expected to provide more comprehensive disclosures in the front part of the annual report or elsewhere. Financial statements

are not the only source of information about climate-related matters; however, they play an important role. The Accounting Standards do not refer explicitly to climate-related risks or opportunities, but they implicitly require relevant disclosures in the financial statements when climate-related matters considered in preparing the financial statements are material. See our [web article](#) for more guidance on disclosing the impacts of climate-related matters.

Sustainable investing is a significant topic for investment funds. Appropriate disclosures will vary depending on the entity's specific circumstances. For examples of the potential climate change impact on the financial statements, see our [Guide to annual financial statements – Illustrative disclosures](#) (September 2023) and [Guide to annual financial statements – Illustrative disclosures for banks](#) (December 2023).

Our [Climate change financial reporting resource centre](#) provides FAQs to help entities identify the potential financial statement impacts for their business.

Also, in June 2023 the International Sustainability Standards Board (ISSB) published its first two IFRS Sustainability Disclosure Standards, including a climate standard with detailed guidance on how to report on climate-related risks and opportunities. For more on this and related developments, see our [Sustainability reporting web page](#).

## Need for judgement

This guide is part of our suite of [guides to financial statements](#) and specifically focuses on compliance with the Accounting Standards. Although it is not exhaustive, this guide illustrates the disclosures required for a hypothetical reporting entity, merely for illustrative purposes and, as such, largely without regard to materiality. The information contained herein is of a general nature and is not intended to address the circumstances of any particular investment fund.

The preparation and presentation of financial statements requires the preparer to exercise judgement – e.g. in terms of the choice of accounting policies, the ordering of notes to the financial statements, tailoring the disclosures to reflect the reporting entity's specific circumstances and the relevance of disclosures considering the needs of the users.

## Materiality

Materiality is relevant to the presentation and disclosure of items in the financial statements. Preparers need to consider whether the financial statements include all of the information that is relevant to understanding an entity's financial position at the reporting date and its financial performance during the reporting period.

Preparers also need to take care not to reduce the understandability of their financial statements by obscuring material information with immaterial information or by aggregating material items that are different by nature or function. Individual disclosures that are not material to the financial statements do not need to be presented – even if they are a specific requirement of an accounting standard. Preparers need to consider the appropriate level of disclosure based on materiality for the reporting period.

Specific guidance on materiality and its application to the financial statements is included in paragraphs 29–31 of IAS 1 *Presentation of Financial Statements*. In addition, paragraphs 117–117E include guidance on the application of materiality to disclosure of accounting policies. Preparers may also consider [Practice Statement 2 Making Materiality Judgements](#), which provides guidance and examples on applying materiality in the preparation of financial statements.

## Remember the bigger picture

Financial reporting is not just about technical compliance, but also effective communication. Investors continue to ask for a step-up in the quality of business reporting, so preparers should be careful not to become buried in compliance to the exclusion of relevance. In preparing their financial statements, entities need to focus on improving their communication by reporting financial information in a meaningful way.

Entities may also consider innovating their financial statement presentation and disclosure in the broader context of corporate reporting. For more information, see our [Better business reporting](#) web page.

# References and abbreviations

References are included in the left-hand margin of this guide. Generally, the references relate only to presentation and disclosure requirements.

<i>IAS 1.10(a)</i>	Paragraph 10(a) of IAS 1.
<i>IAS 21.21</i>	Paragraph 21 of IAS 21 <i>The Effects of Changes in Foreign Exchange Rates</i> . The square brackets are used to indicate that the paragraph relates to recognition and measurement requirements, as opposed to presentation and disclosure requirements.
<i>IU 03-11</i>	IFRIC Update March 2011.
<i>Insights 5.3.10.10</i>	Paragraph 5.3.10.10 of the 20th Edition 2023/24 of our publication <a href="#">Insights into IFRS®</a> .
	Major changes since the 2022 edition of this guide.

The following abbreviations are used often in this guide.

EBITDA	Earnings before interest, taxes, depreciation and amortisation
ECL	Expected credit loss
EPS	Earnings per share
FVOCI	Fair value through other comprehensive income
FVTPL	Fair value through profit or loss
Notes	Notes to the financial statements
IBOR	Interbank offered rate
OCI	Other comprehensive income
OTC	Over-the-counter
SPPI	Solely payments of principal and interest

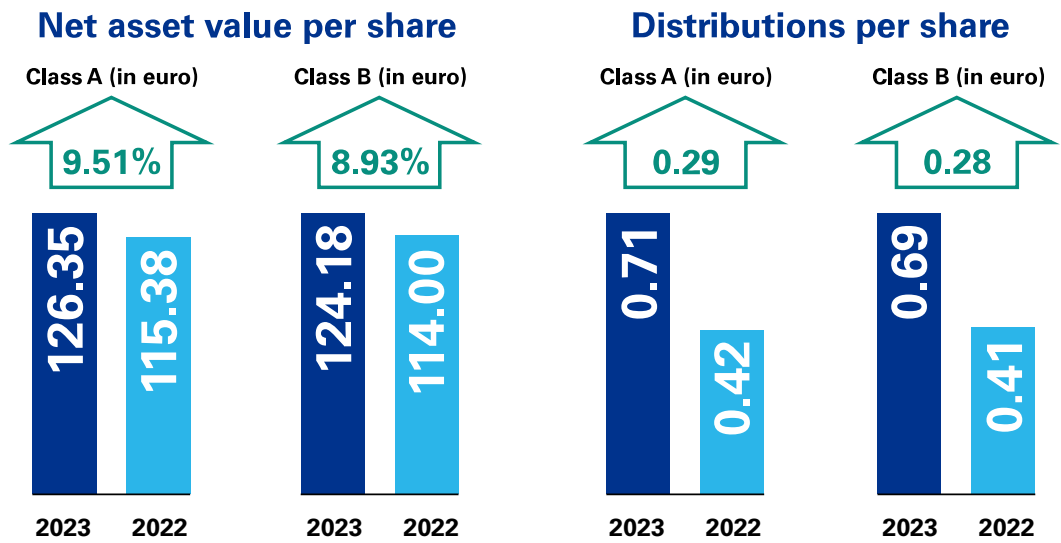
*[Name of the investment fund]*

# Financial statements

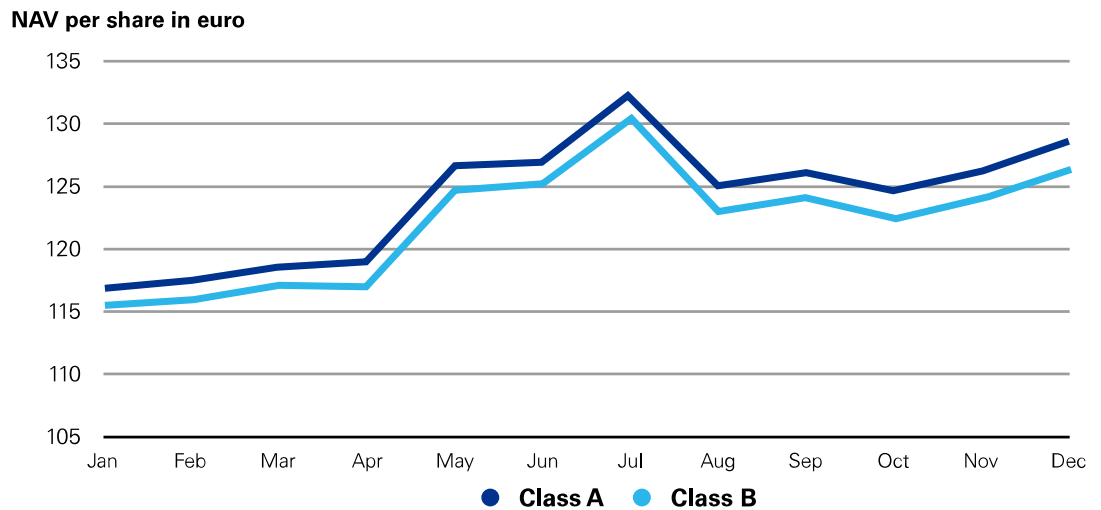
**31 December 2023**



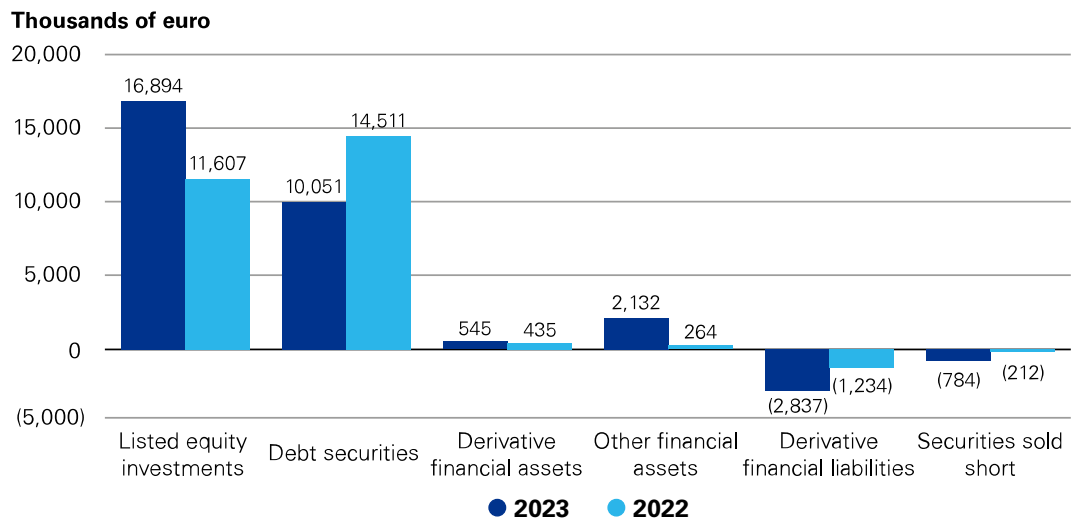
## Financial highlights<sup>a</sup>



### Net asset value (NAV) per share 2023



### Investments at fair value



<sup>a</sup> The Fund presents these financial highlights to show certain financial metrics that appear in the financial statements. This information is provided for illustrative purposes only.

## Statement of financial position<sup>a, b, c</sup>

IAS 1.10(a),  
10(ea)–(f), 29,  
38–38A, 54–55,  
113

IAS 1.54(i)

IAS 1.54(d)

IAS 1.54(d)

IAS 1.55

IAS 1.54(d)

IFRS 9.B3.2.16(a),  
IAS 1.54(d)

IAS 1.54(r)

IAS 1.54(m)

IAS 1.54(m)

IAS 1.54(k)

IAS 1.54(m)

IAS 1.6, 54(m),  
32.IE32

<i>In thousands of euro</i>	<i>Note</i>	<b>31 December 2023</b>	<b>31 December 2022</b>
<b>Assets</b>			
Cash and cash equivalents		<b>51</b>	70
Balances due from brokers	13	<b>4,619</b>	3,121
Receivables from reverse sale and repurchase agreements	6	<b>4,744</b>	3,990
Other receivables		<b>29</b>	46
Non-pledged financial assets at FVTPL	11, 12	<b>26,931</b>	24,471
Pledged financial assets at FVTPL	11, 12	<b>2,691</b>	2,346
<b>Total assets</b>		<b>39,065</b>	34,044
<b>Equity</b>			
Share capital	14	<b>10</b>	10
<b>Total equity</b>		<b>10</b>	10
<b>Liabilities</b>			
Balances due to brokers	13	<b>143</b>	275
Payables under sale and repurchase agreements	6	<b>2,563</b>	2,234
Other payables		<b>103</b>	101
Financial liabilities at FVTPL	11, 12	<b>3,621</b>	1,446
<b>Total liabilities (excluding net assets attributable to holders of redeemable shares)</b>		<b>6,430</b>	4,056
<b>Net assets attributable to holders of redeemable shares</b>	15	<b>32,625</b>	29,978

*The notes on pages 12 to 69 are an integral part of these financial statements.*

IAS 1.10

a. An entity may also use other titles – e.g. ‘balance sheet’ – as long as the meaning is clear and the title is not misleading.

IAS 1.60–61, 63,  
Insights 3.1.10

b. An investment fund or a similar financial institution usually presents a statement of financial position showing assets and liabilities in their broad order of liquidity because this presentation provides reliable and more relevant information than separate current/non-current classifications. For each asset and liability line item that combines amounts expected to be recovered or settled within:

- no more than 12 months after the reporting date; and
- more than 12 months after the reporting date,

an entity discloses in the notes the amount expected to be recovered or settled after more than 12 months.

IAS 32.IE32

c. In this guide, the presentation of the statement of financial position follows Example 7 in IAS 32 *Financial Instruments: Presentation*.

## Statement of profit or loss and other comprehensive income<sup>a, b, c</sup>

For the year ended 31 December

In thousands of euro

	Note	2023	2022
Interest income calculated using the effective interest method <sup>d</sup>	8	149	161
Net foreign exchange loss		(19)	(16)
Net gains (losses) from financial instruments at FVTPL	9	3,932	2,875
<b>Total revenue<sup>e</sup></b>		<b>4,062</b>	3,020
Investment management fees	18	(478)	(447)
Custodian fees		(102)	(115)
Administration fees	18	(66)	(62)
Directors' fees	18	(26)	(15)
Transaction costs		(54)	(73)
Professional fees		(73)	(67)
Other operating expenses		(8)	(41)
<b>Total operating expenses</b>		<b>(807)</b>	(820)
<b>Operating profit before finance costs</b>		<b>3,255</b>	2,200
Distributions to holders of redeemable shares	15	(178)	(91)
Interest expense	8	(75)	(62)
<b>Total finance costs</b>		<b>(253)</b>	(153)
<b>Increase in net assets attributable to holders of redeemable shares before tax</b>		<b>3,002</b>	2,047
Withholding tax expense	10	(45)	(39)
<b>Increase in net assets attributable to holders of redeemable shares, net of tax</b>		<b>2,957</b>	2,008

The notes on pages 12 to 69 are an integral part of these financial statements.

IAS 1.10(b), 10A, 29, 38–38A, 81A, 113

IFRS 7.20(b), IAS 1.82(a)

IAS 1.35, 21.52(a) IFRS 7.20(a)(i)

IAS 1.82(a)

IAS 1.99

IAS 1.99

IAS 1.99

IAS 1.99

IAS 1.99

IAS 1.99

IAS 1.99

IAS 1.85

IAS 32.1E32

IFRS 7.20(b)

IAS 1.82(b)

IAS 1.85

IAS 1.82(d)

IAS 1.6, 32.1E32

- IAS 32.1E32
- a. In this guide, the presentation of the statement of profit or loss and other comprehensive income follows Example 7 in IAS 32.
- IAS 33.2–3, Insights 5.3.10.10, 40–50, 90
- b. Basic and diluted EPS are presented in the statement of profit or loss and OCI by entities whose ordinary shares/potential ordinary shares are traded in a public market – i.e. a domestic or foreign stock exchange or an OTC market, including local and regional markets – or that file, or are in the process of filing, their financial statements with a securities commission or other regulatory organisation for the purpose of issuing any class of ordinary shares in a public market. The requirements to present EPS only apply to those funds whose ordinary shares are classified as equity. Nevertheless, some funds may wish to or may be required by local regulations to present EPS. If an entity voluntarily presents EPS data, then that information is calculated and presented in accordance with IAS 33.
- IAS 1.82
- c. IAS 1 requires the separate presentation of specific line items in the statement of profit or loss. The Fund has not presented certain line items because during the reporting period it did not have events or transactions to be reflected in those line items.
- IAS 1.82(a), Insights 7.10.70, 15–20
- d. The IFRS Interpretations Committee discussed the application of the requirement to present separately a line item for interest revenue calculated using the effective interest method and noted that it applies only to those financial assets that are subsequently measured at amortised cost or FVOCI (subject to the effect of any qualifying hedging relationship applying the hedge accounting requirements). However, the Committee did not consider whether an entity could present other interest amounts in another revenue line in the statement of profit or loss and OCI. Because IFRS 9 *Financial Instruments* does not define revenue, in our view an entity may present interest income from other financial assets in another revenue line if it arises in the course of the entity's ordinary activities.
- e. For this Fund, the most relevant measure of revenue is considered to be the sum of interest revenue calculated using the effective interest method, net foreign exchange loss and net gains (losses) from financial instruments at FVTPL. However, other presentations are possible.

## Statement of changes in net assets attributable to holders of redeemable shares<sup>a</sup>

For the year ended 31 December

*In thousands of euro*

	<i>Note</i>	<b>2023</b>	<b>2022</b>
<b>Balance at 1 January brought forward</b>	<i>15</i>	<b>29,978</b>	18,460
Increase in net assets attributable to holders of redeemable shares		<b>2,957</b>	2,008
Contributions and redemptions by holders of redeemable shares:			
Issue of redeemable shares during the year		<b>6,668</b>	15,505
Redemption of redeemable shares during the year		<b>(6,978)</b>	(5,995)
<b>Total contributions and redemptions by holders of redeemable shares</b>		<b>(310)</b>	9,510
<b>Balance at 31 December</b>	<i>15</i>	<b>32,625</b>	29,978

*The notes on pages 12 to 69 are an integral part of these financial statements.*

IAS 1.6, 106

- a. A complete set of financial statements includes, as one of its statements, a statement of changes in equity. However, because equity in the Fund is minimal and there were no changes in equity balances, no statement of changes in equity has been presented. Instead, a statement of changes in net assets attributable to holders of redeemable shares has been presented. Although the Accounting Standards do not require presentation of this statement, it may provide users of the financial statements with relevant and useful information about the components underlying the movements in the net assets of the Fund that are attributable to the holders of redeemable shares during the reporting period.

## Statement of cash flows<sup>a</sup>

For the year ended 31 December

In thousands of euro

Note

2023

2022

### Cash flows from operating activities<sup>b</sup>

Increase in net assets attributable to holders of redeemable shares, net of tax

2,957

2,008

Adjustments for:

Interest income calculated under the effective interest method

8

(149)

(161)

Net foreign exchange loss

19

16

Net gains (losses) from financial instruments at FVTPL

9

(3,932)

(2,875)

Distributions to holders of redeemable shares

15

178

91

Interest expense

8

75

62

(852)

(859)

Changes in:

Balances due from (to) brokers

(1,630)

(496)

Sale and repurchase agreements and reverse sale and repurchase agreements<sup>c</sup>

(425)

295

Financial assets at FVTPL<sup>c</sup>

420

(8,946)

Other receivables

17

43

Financial liabilities at FVTPL<sup>c</sup>

2,210

(27)

Other payables

2

(6)

Interest received<sup>d</sup>

619

454

Interest paid<sup>d</sup>

(73)

(63)

Dividends received<sup>d</sup>

228

228

Dividends paid on securities sold short<sup>d</sup>

(45)

(19)

**Net cash from/(used in) operating activities**

**471**

(9,396)

### Cash flows from financing activities<sup>a</sup>

Proceeds from issue of redeemable shares

15

6,668

15,505

Payments on redemption of redeemable shares

15

(6,978)

(5,995)

Distributions paid to holders of redeemable shares<sup>d</sup>

15

(178)

(91)

**Net cash (used in)/from financing activities**

**(488)**

9,419

**Net (decrease)/increase in cash and cash equivalents**

**(17)**

23

Cash and cash equivalents at 1 January

70

49

Effect of exchange rate fluctuations on cash and cash equivalents

(2)

(2)

**Cash and cash equivalents at 31 December**

**51**

70

The notes on pages 12 to 69 are an integral part of these financial statements.

IAS 1.10(d), 29, 38–38A, 113

IAS 7.18(b)

IAS 7.31, 33

IAS 7.31, 33

IAS 7.31, 33

IAS 7.31, 33

IAS 7.10, 21

IAS 7.17

IAS 7.17

IAS 7.31, 34

IAS 7.28

IAS 7.44A

a. Paragraph 44A of IAS 7 *Statement of Cash Flows* requires disclosures that enable users of financial statements to evaluate changes in liabilities arising from financing activities. Because the Fund's financing activities consist of the issue and redemption of the redeemable shares, this requirement is met by the reconciliation of opening to closing balance of the redeemable shares provided in the statement of changes in net assets attributable to holders of redeemable shares and in [Note 15\(A\)](#). However, in other fact patterns additional disclosures may be appropriate to meet the requirements of paragraph 44A of IAS 7.

IAS 7.18–19

b. The Fund has elected to present cash flows from operating activities under the indirect method, whereby profit or loss is adjusted for the effects of non-cash transactions. Alternatively, an entity may present operating cash flows under the direct method (see [Appendix VII](#)).

IAS 7.11, 14, 16(c)–(d)

c. In this guide, purchases and sales of investment securities have been classified as components of cash flows from operating activities because they are primarily derived from the principal revenue-producing activities of the Fund as they form part of the Fund's asset management operations.

IAS 7.33–34

d. Interest paid and interest and dividends received are usually classified as operating cash flows for a financial institution. Distributions paid may be classified as a financing cash flow because they represent a cost of obtaining financial resources. The Fund has adopted this classification for distributions paid to the holders of redeemable shares. In this guide, dividends paid on securities sold short are classified as operating cash flows because they result directly from holding short positions as part of the operating activities of the Fund.



## Notes to the financial statements<sup>a</sup>

IAS 1.10(e)

### 1. Reporting entity

[*Name of the Fund*] (the Fund) is a company domiciled in [*Country X*]. The address of the Fund's registered office is [*address*]. The Fund's shares are not traded in a public market and it does not file its financial statements with a securities commission or other regulatory organisation for the purpose of issuing any class of instruments in a public market.

The Fund is an open-ended investment fund primarily involved in investing in a highly diversified portfolio of equity securities issued by companies listed on major European stock exchanges and on the New York Stock Exchange (NYSE), unlisted companies, unlisted investment funds, investment-grade corporate debt securities and derivatives, with the objective of providing shareholders with above-average returns over the medium to long term.

IAS 1.51(a)–(b),  
138(a)–(b)

IAS 1.138(b)

The investment activities of the Fund are managed by XYZ Capital Limited (the investment manager). The administration of the Fund is delegated to ABC Fund Services Limited (the administrator).

### 2. Basis of accounting

These financial statements have been prepared in accordance with IFRS Accounting Standards. They were authorised for issue by the Fund's board of directors on [*date*].

Details of the Fund's accounting policies are included in [Note 22](#).

IAS 1.16, 112(a), 116,  
10.17

### 3. Functional and presentation currency

These financial statements are presented in euro, which is the Fund's functional currency. All amounts have been rounded to the nearest thousand, unless otherwise indicated.

'Functional currency' is the currency of the primary economic environment in which the Fund operates. If indicators of the primary economic environment are mixed, then management uses its judgement to determine the functional currency that most faithfully represents the economic effect of the underlying transactions, events and conditions. The Fund's investments and transactions are denominated in euro, US dollars, sterling and Swiss francs. Investor subscriptions and redemptions are determined based on net asset value and received and paid in euro. The expenses (including management fees, custodian fees and administration fees) are denominated and paid mostly in euro. Accordingly, management has determined that the functional currency of the Fund is euro.

IAS 1.51(d)–(e)

IAS 1.122

IAS 1.113–114

- a. Notes are presented, to the extent practicable, in a systematic order and are cross-referred to/from items in the primary statements. In determining a systematic manner of presentation, an entity considers the effect on the understandability and comparability of the financial statements. The Fund has applied its judgement in presenting related information together in a manner that it considers to be most relevant to an understanding of its financial performance and financial position. The order presented is only illustrative and entities need to tailor the organisation of the notes to fit their specific circumstances.

## Notes to the financial statements (continued)

### 4. Use of judgements and estimates

In preparing these financial statements, management has made estimates. In developing these estimations, management has made judgements and assumptions about the future that affect the application of the Fund's accounting policies and the reported amounts of assets, liabilities, income and expenses. Actual results may differ from these estimates.

Estimates and underlying assumptions are reviewed on an ongoing basis. Revisions to estimates are recognised prospectively.

#### A. Judgements

IAS 1.122

Information about judgements made in applying accounting policies that have the most significant effects on the amounts recognised in the financial statements is included in the following notes:

- [Note 3](#): determination of functional currency; and
- [Note 17](#): involvement with unconsolidated structured entities.

#### B. Assumptions and estimation uncertainties<sup>a</sup>

IAS 1.125

Information about assumptions and estimation uncertainties at the reporting date that have a significant risk of resulting in a material adjustment to the carrying amounts of assets and liabilities within the next financial year is included in [Note 7\(D\)](#) and relates to the determination of fair value of financial instruments with significant unobservable inputs.

### 5. Changes in material accounting policies<sup>b, c</sup>

IAS 8.28

IAS 1.117–117E,  
Insights 2.8.45

The Fund adopted *Disclosure of Accounting Policies (Amendments to IAS 1 and IFRS Practice Statement 2)* from 1 January 2023. Although the amendments did not result in any changes to the accounting policies themselves, they impacted the accounting policy information disclosed in the financial statements.

The amendments require the disclosure of 'material' rather than 'significant' accounting policies. The amendments also provide guidance on the application of materiality to disclosure of accounting policies, assisting entities to provide useful, entity-specific accounting policy information that users need to understand other information in the financial statements.

Management reviewed the accounting policies and made updates to the information disclosed in [Note 22 Material accounting policies](#) (2022: Significant accounting policies) in certain instances in line with the amendments<sup>d</sup>.

IAS 1.125

- a. The relevant information about assumptions and estimation uncertainties will vary depending on the specific nature of the underlying investments of the fund. For example, for a fund that invests in real estate assets, the information about assumptions and estimation uncertainties relating to those investments would be relevant.

IAS 8.28

- b. The description of the nature and effects of the changes in accounting policies presented is only an example that reflects the business of the Fund and may not be representative of the nature and effects of the changes for other entities. It is given for illustrative purposes largely without regard to materiality.
- Amendments to accounting standards and interpretations that are effective for annual periods beginning on 1 January 2023 are described in [Appendix I](#).

IAS 1.38

- c. Comparative information is generally required in respect of the preceding period for all amounts reported in the current period's financial statements and, if it is relevant to understanding the current period's financial statements, also for narrative and descriptive information. However, when entities adopt new accounting standards without restating comparative information, the disclosure requirements of the new accounting standards do not normally apply to the comparative period because the comparative information reflects the requirements of the superseded accounting standards.
- d. The accounting policies within this guide are provided for illustrative purposes only and largely without regard to materiality. Therefore, in some instances the accounting policies include detailed descriptions that summarise the requirements of the applicable accounting standards. Entities should consider their own circumstances as well as the users of their financial statements to determine the accounting policy information to provide. For further information about *Disclosure of Accounting Policies (Amendments to IAS 1 and IFRS Practice Statement 2)*, see our [web article](#) and read our [talkbook](#).

## Notes to the financial statements (continued)

IFRS 7.31

IFRS 7.34

### 6. Financial risk review<sup>a</sup>

This note presents information about the Fund's exposure to each of the financial risks. For information on the Fund's financial risk management framework, see [Note 20](#).

	Page
A. Credit risk, collateral provided and offsetting	14
i. Credit quality analysis	14
ii. Concentration of credit risk	17
iii. Collateral and other credit enhancements, and their financial effect	17
iv. Amounts arising from ECL	19
v. Offsetting financial assets and financial liabilities	19
B. Liquidity risk	22
C. Market risk	24
i. Interest rate risk	24
ii. Currency risk	28
iii. Other market price risk	30

IFRS 7.31, 33

IFRS 7.31

#### A. Credit risk, collateral provided and offsetting

For the definition of credit risk and information on how credit risk is managed by the Fund, see [Note 20\(C\)](#).

##### i. Credit quality analysis

The Fund's exposure to credit risk arises in respect of the following financial instruments:

- cash and cash equivalents: see below;
- balances due from brokers: see below;
- other receivables;
- receivables from sale and repurchase agreements: see below and [Note 6\(A\)\(iii\)](#);
- investments in debt securities: see below; and
- derivative assets: see below and [Note 6\(A\)\(iii\)](#).

IFRS 7.31, 33

IFRS 7.34

- a. The financial risk disclosures presented are only illustrative and reflect the facts and circumstances of the Fund. In particular, IFRS 7 *Financial Instruments: Disclosures* requires the disclosure of summary quantitative data about an entity's risk exposures based on information provided internally to an entity's key management personnel, although certain minimum disclosures are also required to the extent that they are not otherwise covered by the disclosures made under the 'management approach' above.

## Notes to the financial statements (continued)

### 6. Financial risk review (continued)

#### A. Credit risk, collateral provided and offsetting (continued)

##### i. Credit quality analysis (continued)

###### Cash and cash equivalents

The cash and cash equivalents are held with bank and financial institution counterparties, which are rated AA- to AA+, based on [Rating Agency Y] ratings.

###### Balances due from brokers

Balances due from brokers represent margin accounts, cash collateral for borrowed securities and sales transactions awaiting settlement. Credit risk relating to unsettled transactions is considered small due to the short settlement period involved and the high credit quality of the brokers used. As at the reporting date, 72 percent (2022: 69 percent) of the balances due from brokers were concentrated among three brokers (2022: four brokers) whose credit rating was AA (2022: AA). The investment manager monitors the financial position of the brokers on a quarterly basis.

###### Receivables from reverse sale and repurchase agreements

Credit risk relating to receivables from reverse sale and repurchase agreements is considered small due to the high credit quality of the counterparties used. As at the reporting date, 100 percent (2022: 100 percent) of receivables from reverse sale and repurchase agreements were concentrated among two counterparties (2022: one counterparty) whose credit ratings were A (2022: A-). See [Note 6\(A\)\(iii\)](#) for information about the amount and quality of collateral accepted.

IFRS 7.33(a)–(b),  
34(a), 35B(a), 35F(a),  
35G(a)–(b), 35M

IFRS 7.33(a)–(b),  
34(a), 35B(a), 35F(a),  
35G(a)–(b), 35M

IFRS 7.33(a)–(b),  
34(a), 35B(a), 35F(a),  
35G(a)–(b), 35M

## Notes to the financial statements (continued)

### 6. Financial risk review (continued)

#### A. Credit risk, collateral provided and offsetting (continued)

##### i. Credit quality analysis (continued)

###### Investments in debt securities

IFRS 7.34(a)

At 31 December, the Fund was invested in corporate debt securities with the following credit quality. The ratings are based on [*Rating Agency X*] ratings.

<i>In thousands of euro</i>	2023	2022	2023 %	2022 %
<b>Rating</b>				
AAA/Aaa	<b>1,287</b>	5,195	<b>12.8</b>	35.8
AA/Aa	<b>8,352</b>	8,866	<b>83.1</b>	61.1
BBB/Baa	<b>412</b>	450	<b>4.1</b>	3.1
<b>Total</b>	<b>10,051</b>	14,511	<b>100.0</b>	100.0

###### Derivatives

IFRS 7.34(a)

The table below shows an analysis of derivative assets and derivative liabilities outstanding at 31 December.

<i>In thousands of euro</i>	Derivative assets		Derivative liabilities	
	Fair value	Notional amount	Fair value	Notional amount
<b>2023</b>				
Exchange-traded	<b>326</b>	<b>15,000</b>	<b>(1,066)</b>	<b>(16,000)</b>
OTC – central counterparties	<b>219</b>	<b>2,000</b>	<b>(1,307)</b>	<b>(22,800)</b>
OTC – other bilateral	-	-	<b>(464)</b>	<b>(5,900)</b>
<b>Total</b>	<b>545</b>	<b>17,000</b>	<b>(2,837)</b>	<b>(44,700)</b>
<b>2022</b>				
Exchange-traded	135	1,900	(756)	(15,000)
OTC – central counterparties	300	2,700	(372)	(4,000)
OTC – other bilateral	-	-	(106)	(1,200)
<b>Total</b>	<b>435</b>	<b>4,600</b>	<b>(1,234)</b>	<b>(20,200)</b>



## Notes to the financial statements (continued)

### 6. Financial risk review (continued)

#### A. Credit risk, collateral provided and offsetting (continued)

##### ii. Concentration of credit risk<sup>a</sup>

IFRS 7.34(c)

The investment manager reviews the credit concentration of debt securities held based on counterparties and industries [and geographic location].

IFRS 7.B8

As at the reporting date, the Fund's debt securities exposures were concentrated in the following industries.

	2023 %	2022 %
Banks/financial services	48.8	54.5
Automotive manufacturing	15.1	12.3
Information technology	12.5	8.0
Pharmaceutical	8.2	13.1
Other	15.4	12.1
	100.0	100.0

There were no significant concentrations in the debt securities portfolio of credit risk to any individual issuer or group of issuers at 31 December 2023 or 31 December 2022. No individual investment exceeded 5 percent of the net assets attributable to the holders of redeemable shares either at 31 December 2023 or at 31 December 2022.

IFRS 7.36(b)

##### iii. Collateral and other credit enhancements, and their financial effect<sup>b</sup>

The Fund mitigates the credit risk of derivatives and reverse sale and repurchase agreements by entering into master netting agreements and holding collateral in the form of cash and marketable securities.

#### Derivatives

IFRS 7.13E, B50

Derivative transactions are transacted on exchanges, with central clearing counterparties (CCPs) or entered into under International Swaps and Derivatives Association (ISDA) master agreements. In general, under these agreements, in certain circumstances – e.g. when a credit event such as a default occurs – all outstanding transactions under the agreement with the counterparty are terminated, the termination value is assessed and only a single net amount is payable in settlement of all transactions with the counterparty.

The Fund executes a credit support annex in conjunction with the ISDA master agreement, which requires the Fund and its counterparties to post collateral to mitigate counterparty credit risk. Margin is also posted daily in respect of derivatives transacted on exchanges and with CCPs. Certain derivatives are 'settled-to-market' daily, whereby the daily variation margin is a partial settlement of the outstanding derivative positions and the fair values of the derivatives are reduced accordingly.

The amount of collateral accepted in respect of derivative assets is shown in [Note 6\(A\)\(v\)](#).

IFRS 7.33(a)–(b), 34(a)

The derivatives are entered into with bank and financial institution counterparties, which are rated AA- to AA+, based on [Rating Agency Y] ratings.

IFRS 7.B8, IG18–IG19

a. The identification of concentration of risk requires judgement in light of specific circumstances, and may arise from industry sectors, credit ratings, geographic distribution or a limited number of individual counterparties.

IFRS 7.36(b), Insights 7.10.630.30

b. For financial instruments in the scope of IFRS 9 but to which the impairment requirements of the accounting standard do not apply, an entity discloses the financial effect of any collateral held as security and other credit enhancements. IFRS 7 does not specify how an entity should apply the term 'financial effect' in practice. In some cases, providing quantitative disclosure of the financial effect of collateral may be appropriate. However, in other cases it may be impracticable to obtain quantitative information; or, if it is available, the information may not be determined to be relevant, meaningful or reliable.

## Notes to the financial statements (continued)

### 6. Financial risk review (continued)

#### A. Credit risk, collateral provided and offsetting (continued)

##### iii. Collateral and other credit enhancements, and their financial effect (continued)

#### Sale and repurchase, and reverse sale and repurchase transactions

The Fund's sale and repurchase, and reverse sale and repurchase transactions are covered by master agreements with netting terms similar to those of ISDA master netting agreements.

The table below shows the amount of collateral accepted in respect of reverse sale and repurchase agreements and given in respect of sale and repurchase agreements. The amounts shown below reflect over-collateralisation and so differ from the amounts disclosed in [Note 6\(A\)\(v\)](#).

<i>In thousands of euro</i>		<b>2023</b>	<b>2022</b>
<i>IFRS 7.15(a), 36(b)</i>	Receivables from reverse sale and repurchase agreements	<b>4,744</b>	3,990
	Fair value of collateral accepted in respect of the above	<b>4,999</b>	4,190
<i>IFRS 7.14(a)</i>	Payables under sale and repurchase agreements	<b>2,563</b>	2,234
	Carrying amount of collateral provided in respect of the above	<b>2,691</b>	2,346

No individual trades are under-collateralised and the collateral margin on each transaction is at least 5 percent.

*IFRS 7.15*

Collateral accepted includes investment-grade securities that the Fund is permitted to sell or repledge. The Fund has not recognised these securities in the statement of financial position. The Fund is obliged to return equivalent securities. At 31 December 2023, the fair value of financial assets accepted as collateral that had been sold or repledged was EUR 154 thousand (2022: EUR 166 thousand).

*IFRS 7.14(a)*

Collateral provided includes securities sold under the sale and repurchase agreements that the counterparty has the right to repledge or sell. The Fund continues to recognise these securities in the statement of financial position and presents them within pledged financial assets as at FVTPL.

*IFRS 7.14(b)*

These transactions are conducted under terms that are usual and customary for securities sale and repurchase transactions.

The Fund has provided the custodian with a general lien over the financial assets held in custody for the purpose of covering the exposure from providing custody services. The general lien is part of the standard contractual terms of the custody agreement.

## Notes to the financial statements (continued)

### 6. Financial risk review (continued)

#### A. Credit risk, collateral provided and offsetting (continued)

##### iv. Amounts arising from ECL<sup>a</sup>

Impairment on cash and cash equivalents, balances due from brokers and receivables from reverse sale and repurchase agreements has been measured on a 12-month expected loss basis and reflects the short maturities of the exposures. The Fund considers that these exposures have low credit risk based on the external credit ratings of the counterparties.

The Fund monitors changes in credit risk on these exposures by tracking published external credit ratings of the counterparties. To determine whether published ratings remain up to date and to assess whether there has been a significant increase in credit risk at the reporting date that has not been reflected in the published ratings, the Fund supplements this by reviewing changes in bond yields, where available, and credit default swap (CDS) prices together with available press and regulatory information about counterparties.

12-month and lifetime probabilities of default are based on historical data supplied by [Rating Agency X] for each credit rating and are recalibrated based on current CDS prices. Loss given default parameters generally reflect an assumed recovery rate of 40 percent. However, if the asset were credit-impaired, then the estimate of loss would be based on a specific assessment of expected cash shortfalls and on the original effective interest rate.

The amount of impairment allowance on cash and cash equivalents, balances due from brokers and receivables from reverse sale and repurchase agreements at 31 December 2023 is EUR 1 thousand (2022: EUR 1 thousand).

##### v. Offsetting financial assets and financial liabilities

The Fund has not offset any financial assets and financial liabilities in the statement of financial position. The disclosures set out in the tables below include financial assets and financial liabilities that are subject to an enforceable master netting or similar agreement that covers similar financial instruments.

The similar agreements include derivative clearing agreements, global master repurchase agreements and global master securities lending agreements. Similar financial instruments include derivatives, sale and repurchase agreements, reverse sale and repurchase agreements, and securities borrowing agreements.

The ISDA and similar master netting agreements do not meet the criteria for offsetting in the statement of financial position. This is because the Fund does not have any currently legally enforceable right to set off recognised amounts, because the right to set off is enforceable only on the occurrence of future events such as a default of the Fund or the counterparties or other credit events.

The collateral provided in respect of the above transactions is subject to the standard industry terms of ISDA's *Credit Support Annex*. This means that securities received/given as collateral can be pledged or sold during the term of the transaction but have to be returned on maturity of the transaction. The terms also give each counterparty the right to terminate the related transactions on the counterparty's failure to post collateral.

IFRS 7.35H

IFRS 7.13B, 13E, B50

IFRS 7.13A

IFRS 7.B40–B41

IFRS 7.13E, B50,  
IAS 32.AG3E

a. The description of how the Fund calculates ECLs is only an example that reflects the particular circumstances of the Fund – i.e. the limited exposure to credit risk on financial assets that the Fund measures at amortised cost. Depending on the facts and circumstances, much more detail may be required. For a more comprehensive illustration of disclosures of amounts arising from ECLs, see our [Guide to annual financial statements – Illustrative disclosures for banks](#) (December 2023).

## Notes to the financial statements (continued)

### 6. Financial risk review (continued)

#### A. Credit risk, collateral provided and offsetting (continued)

##### v. Offsetting financial assets and financial liabilities (continued)

Financial instruments subject to enforceable master netting or similar agreements<sup>a, b</sup>

IFRS 7.13C

IFRS 7.13C, B46

<i>In thousands of euro</i>	<i>Note</i>	<i>Gross amounts recognised</i>
<b>31 December 2023</b>		
<b>Types of financial assets</b>		
Derivative financial assets	12	545
Receivables from reverse sale and repurchase agreements		4,744
<b>Total</b>		<b>5,289</b>
<b>Types of financial liabilities</b>		
Derivative financial liabilities	12	(2,837)
Payables under sale and repurchase agreements		(2,563)
<b>Total</b>		<b>(5,400)</b>
<b>31 December 2022</b>		
<b>Types of financial assets</b>		
Derivative financial assets	12	435
Receivables from reverse sale and repurchase agreements		3,990
<b>Total</b>		<b>4,425</b>
<b>Types of financial liabilities</b>		
Derivative financial liabilities	12	(1,234)
Payables under sale and repurchase agreements		(2,234)
<b>Total</b>		<b>(3,468)</b>

IFRS 7.B42

The gross amounts of recognised financial assets and financial liabilities and their net amounts presented in the statement of financial position disclosed in the above tables have been measured in the statement of financial position on the following basis:

- derivative assets and liabilities: fair value; and
- assets and liabilities resulting from sale and repurchase agreements, reverse sale and repurchase agreements and securities borrowing: amortised cost.

Gross amounts recognised offset in the statement of financial position	Net amounts of financial instruments presented in the statement of financial position	Related amounts not offset in the statement of financial position		Net amount
		Financial instruments (including non-cash collateral)	Cash collateral pledged	
-	545	(500)	(45)	-
-	4,744	(4,744)	-	-
-	5,289	(5,244)	(45)	-
-	(2,837)	500	2,337	-
-	(2,563)	2,563	-	-
-	(5,400)	3,063	2,337	-
-	435	(400)	(35)	-
-	3,990	(3,990)	-	-
-	4,425	(4,390)	(35)	-
-	(1,234)	400	834	-
-	(2,234)	2,234	-	-
-	(3,468)	2,634	834	-

IFRS 7.13C, B51–  
B52, Insights  
7.10.250.70

a. The disclosure requirements in paragraph 13C of IFRS 7 may be grouped by type of financial instrument or transaction. Alternatively, an entity may present the disclosures in paragraph 13C(a)–(c) by type of financial instrument, and those in 13C(c)–(e) by counterparty.

IFRS 7.13C, B52–  
B53, Insights  
7.10.250.120

b. The disclosure requirements described in paragraph 13C of IFRS 7 are minimum requirements. An entity supplements them with additional qualitative disclosures if necessary for financial statement users to evaluate the actual or potential effect of netting arrangements on its financial position. When disclosing quantitative information by counterparty, an entity considers qualitative disclosure about the types of counterparties.



## Notes to the financial statements (continued)

### 6. Financial risk review (continued)

#### B. Liquidity risk

IFRS 7.32

For the definition of liquidity risk and information on how liquidity risk is managed, see [Note 20\(D\)](#).

IFRS 7.39(a)

The following are the remaining contractual maturities of financial liabilities at the reporting date. The amounts are gross and undiscounted, and include estimated interest payments.<sup>a, b, c</sup>

IFRS 7.39(a),  
B11A–B11D

31 December 2023 <i>In thousands of euro</i>	Contractual cash flows				
	Carrying amount	Total	Less than 7 days	7 days to 1 month	1 to 3 months
<b>Non-derivative liabilities</b>					
Balances due to brokers	(143)	(144)	(144)	-	-
Payables under sale and repurchase agreements	(2,563)	(2,575)	(253)	(1,362)	(960)
Securities sold short <sup>d</sup>	(784)	(784)	(784)	-	-
Net assets attributable to holders of redeemable shares	(32,625)	(32,625)	(32,625)	-	-
<b>Derivative financial liabilities<sup>e</sup></b>	(2,837)	-	-	-	-
Outflows	-	(9,182)	(2,282)	(5,260)	(1,640)
Inflows	-	6,250	5,500	-	750
	<b>(38,952)</b>	<b>(39,060)</b>	<b>(30,588)</b>	<b>(6,622)</b>	<b>(1,850)</b>

IFRS 7.39(b),  
B11A–B11D

31 December 2022 <i>In thousands of euro</i>	Contractual cash flows				
	Carrying amount	Total	Less than 7 days	7 days to 1 month	1 to 3 months
<b>Non-derivative liabilities</b>					
Balances due to brokers	(275)	(276)	(276)	-	-
Payables under sale and repurchase agreements	(2,234)	(2,242)	-	(2,242)	-
Securities sold short <sup>d</sup>	(212)	(212)	(212)	-	-
Net assets attributable to holders of redeemable shares	(29,978)	(29,978)	(29,978)	-	-
<b>Derivative financial liabilities<sup>e</sup></b>	(1,234)	-	-	-	-
Outflows	-	(5,330)	(2,398)	(372)	(2,560)
Inflows	-	4,000	2,000	-	2,000
	<b>(33,933)</b>	<b>(34,038)</b>	<b>(30,864)</b>	<b>(2,614)</b>	<b>(560)</b>

IFRS 7.39(a),  
B11A–B11D

IFRS 7.B11D

a. The contractual amounts disclosed in this analysis are gross undiscounted cash flows and therefore may not agree with the carrying amounts in the statement of financial position.

IFRS 7.39, B11,  
Insights 7.10.650.80

b. The Fund has disclosed a contractual maturity analysis for its financial liabilities, which is the minimum disclosure under IFRS 7 in respect of liquidity risk. Because IFRS 7 does not mandate the number of time bands to be used in the analysis, the Fund has applied judgement to determine an appropriate number of time bands.

Insights 7.10.650.70

c. The Fund has included both the interest and principal cash flows in the analysis. In our view, this best represents the liquidity risk being faced by the Fund.

Insights  
7.10.650.110

d. When the amount payable is not fixed, the amount to be disclosed is determined with reference to conditions existing at the reporting date. For example, for a floating-rate bond with interest payments indexed to three-month Euribor, in our view the amount to be disclosed should be based on forward rates rather than spot rates prevailing at the reporting date because the spot interest rates do not represent the level of the index based on which the cash flows will be payable. The forward interest rates better depict the level of the index in accordance with the conditions existing at the reporting date.

Insights 7.10.650.30

e. In our view, the maturity analysis should include all derivative financial liabilities, but contractual maturities only are required for those essential for an understanding of the timing of the cash flows.

## Notes to the financial statements (continued)

### 6. Financial risk review (continued)

#### B. Liquidity risk (continued)

IFRS 7.39(a), B11C

The table above shows the undiscounted cash flows of the Fund's financial liabilities on the basis of their earliest possible contractual maturity. The Fund's expected cash flows on these instruments (other than net assets attributable to the holders of redeemable shares) do not vary significantly from this analysis. For net assets attributable to the holders of redeemable shares, the Fund has a contractual obligation to redeem within seven days of them being submitted for redemption. Historical experience indicates that these shares are held by the shareholders on a medium- or long-term basis. Based on average historical information, redemption levels are expected to approximate EUR 150 thousand per week (2022: EUR 120 thousand per week); however, actual weekly redemptions could differ significantly from this estimate.

IFRS 7.39(b), B11B, B11D

For derivative financial instruments, the inflow/(outflow) disclosed in the table represents the contractual undiscounted cash flows relating to these instruments. The disclosure shows net cash flow amounts for derivatives that are net cash-settled and gross cash inflow and outflow amounts for derivatives that have simultaneous gross cash-settlement – e.g. foreign currency forward contracts and currency swaps.<sup>a</sup>

IFRS 7.39(c), B11E

The Fund manages its liquidity risk by investing at least 50 percent of its net assets in securities with an expected liquidation period within seven days. The ratio of net assets with an expected liquidation period within seven days (liquid assets) to total net assets is set out below.<sup>b</sup>

<i>In thousands of euro</i>	2023	2022
Total liquid assets	19,826	17,137
Liquid assets as % of total net assets	61%	57%

IFRS 7.B11B

a. This guide assumes that disclosure of contractual maturities for all derivative financial liabilities held by the Fund is essential for an understanding of the timing of the cash flows.

IFRS 7.34(a)

b. The example shown in this guide in relation to liquidity risk assumes that the primary basis for reporting to key management personnel on liquidity risk is the ratio of liquid assets (expected liquidation period within seven days) to the net assets and weekly redemption levels. However, other presentations are possible.

## Notes to the financial statements (continued)

### 6. Financial risk review (continued)

#### C. Market risk<sup>a</sup>

IFRS 7.33

For the definition of market risk and information on the tools used by the Fund to manage the market risks, see Note 20(E).

#### i. Interest rate risk

##### Exposure to interest rate risk

IFRS 7.34(a)

A summary of the Fund's interest rate gap position, analysed by the earlier of contractual re-pricing or maturity date, is as follows.

<i>In thousands of euro</i>	Less than 1 month	1 to 3 months	3 months to 1 year	Total
<b>31 December 2023</b>				
<b>Assets</b>				
Cash and cash equivalents	51	-	-	51
Receivables from reverse sale and repurchase agreements	550	4,194	-	4,744
Financial assets at FVTPL:				
Debt securities	4,891	3,091	2,069	10,051
Total interest-bearing assets	5,492	7,285	2,069	14,846
<b>Liabilities</b>				
Payables under sale and repurchase agreements	(1,286)	(1,277)	-	(2,563)
Total interest-bearing liabilities	(1,286)	(1,277)	-	(2,563)
Effect of derivatives held for interest rate risk management	-	1,100	(1,100)	-
Total interest rate gap	4,206	7,108	969	12,283
<b>31 December 2022</b>				
<b>Assets</b>				
Cash and cash equivalents	70	-	-	70
Receivables from reverse sale and repurchase agreements	480	3,510	-	3,990
Financial assets at FVTPL:				
Debt securities	4,987	6,422	3,102	14,511
Total interest-bearing assets	5,537	9,932	3,102	18,571
<b>Liabilities</b>				
Payables under sale and repurchase agreements	(392)	(1,842)	-	(2,234)
Total interest-bearing liabilities	(392)	(1,842)	-	(2,234)
Effect of derivatives held for interest rate risk management	-	2,500	(2,500)	-
Total interest rate gap	5,145	10,590	602	16,337

IFRS 7.34(a)

- a. This guide assumes the following primary bases for market risk reporting to key management personnel:
- for interest rate risk: interest rate gap position;
  - for foreign currency risk: analysis of concentration of positions in individual currencies; and
  - for other price risk: analysis of portfolio by asset type and industry concentration of equity investments.
- However, other presentations are possible.

## Notes to the financial statements (continued)

### 6. Financial risk review (continued)

#### C. Market risk (continued)

##### i. Interest rate risk (continued)

###### Exposure to interest rate risk (continued)

For debt securities, the Fund aims to maintain a weighted-average days to maturity, or contractual re-pricing date, if earlier, of less than 90 days. At the reporting date, the weighted-average days to maturity, or contractual re-pricing date if earlier, was 70.3 days (2022: 79.8 days).

###### Sensitivity analysis

The sensitivity analysis reflects how net assets attributable to holders of redeemable shares would have been affected by changes in the relevant risk variable that were reasonably possible at the reporting date. *[Insert any other information on type of model, assumptions and parameters used in the sensitivity analysis.]*<sup>a, b</sup>

Management has determined that a fluctuation in interest rates of 50 basis points is reasonably possible, considering the economic environment in which the Fund operates. The table below sets out the effect on the Fund's net assets attributable to holders of redeemable shares of a reasonably possible increase of 50 basis points in interest rates at 31 December. The impact of such an increase has been estimated by calculating the fair value changes of the fixed-interest debt securities and other fixed-interest-bearing assets, less liabilities and derivatives held at 31 December. The impact is primarily from the decrease in the fair value of fixed-income securities. This analysis assumes that all other variables, in particular foreign currency rates, remain constant.

<i>Effect in thousands of euro</i>	<b>2023</b>	<b>2022</b>
Net assets attributable to holders of redeemable shares (reduction)	<b>(61.4)</b>	(81.7)
<i>Effect in %</i>		
Net assets attributable to holders of redeemable shares (reduction)	<b>(0.19%)</b>	(0.27%)
Increase in net assets attributable to holders of redeemable shares (reduction)	<b>(2.08%)</b>	(4.07%)

A reduction in interest rates of the same amount would have resulted in an equal but opposite effect to the amounts shown above.

IFRS 7.40

IFRS 7.40, B19

IFRS 7.40(a)

- a. IFRS 7 requires the disclosure of a sensitivity analysis, showing how profit or loss and equity would have been affected by changes in the relevant risk variable that were reasonably possible at the reporting date. Because the Fund presents its statement of profit or loss and other comprehensive income and the statement of financial position following Example 7 of IAS 32, the sensitivity analysis discloses how net assets/increase in net assets attributable to holders of redeemable shares would have been affected by reasonably possible changes in the relevant risk.

IFRS 7.41

- b. This guide assumes that the Fund does not prepare a sensitivity analysis such as a value-at-risk (VaR) analysis that reflects the interdependencies between risk variables. However, an example disclosure for a fund that uses a VaR analysis is illustrated in [Appendix VI](#).

## Notes to the financial statements (continued)

### 6. Financial risk review (continued)

#### C. Market risk (continued)

##### i. Interest rate risk (continued)

###### Interest rate benchmark reform<sup>a</sup>

IFRS 7.24I–J

A fundamental reform of major interest rate benchmarks has been taking place globally. The reform aimed to replace some IBORs with alternative nearly risk-free rates (referred to as 'IBOR reform'). The Fund's exposure to IBOR reform is through its investments in derivatives.

As at 31 December 2023, the Fund's remaining unreformed IBOR exposure is indexed to US dollar LIBOR with one-month, three-month and six-month settings. The alternative reference rate for US dollar LIBOR is the Secured Overnight Financing Rate (SOFR). As announced by the Financial Conduct Authority (FCA) in early 2022, the panel bank submissions for the overnight and 12-month US dollar LIBOR settings ceased on 30 June 2023. In addition, the FCA announced in early 2023 that one-, three- and six-month synthetic US dollar LIBOR will cease on 30 September 2024. The derivatives are interest rate swaps that are governed by the ISDA 2006 definitions and are held as part of the Fund's investment strategy.

IFRS 7.24I(b)

As at 31 December 2023, the IBOR reform in respect of currencies to which the Fund has exposure has been largely completed. The table below sets out the IBOR rates that the Fund had exposure to, the new benchmark rates to which these exposures have or are being transitioned and the status of the transition.

Currency	Benchmark before reform	Benchmark after reform	Status as at 31 December	
			2023	2022
GBP	GBP LIBOR	SONIA	Completed	Completed
USD	USD LIBOR	SOFR	In progress (see below)	In progress
EUR	EONIA	€STR	Completed	Completed

a. For a more comprehensive example of disclosures relating to IBOR reform, see our [Guide to annual financial statements – Illustrative disclosures for banks](#) (December 2023).



## Notes to the financial statements (continued)

### 6. Financial risk review (continued)

#### C. Market risk (continued)

##### i. Interest rate risk (continued)

###### Interest rate benchmark reform (continued)

The main risks to which the Fund has been exposed as a result of IBOR reform are operational resulting from, for example, bilateral negotiations with brokers and other counterparties, the updating of systems that use IBOR curves and the revision of operational controls related to the reform. Financial risk is predominantly limited to interest rate risk.

The risk management committee of the Fund's investment manager monitors and manages the Fund's transition to alternative rates. The committee evaluates the extent to which derivative contracts reference IBOR cash flows, whether such contracts will need to be amended as a result of IBOR reform and how to manage communication about IBOR reform with brokers and other counterparties. The committee reports to the Fund's board of directors quarterly and collaborates with other service providers, such as the Fund's administrator, as needed. It provides periodic reports to the Fund's investment manager and board of directors on interest rate risk and risks arising from IBOR reform.

The Fund has been monitoring the progress of transition from IBORs to new benchmark rates by reviewing the total amounts of contracts that have yet to transition to an alternative benchmark rate and the amounts of such contracts that contain an appropriate fallback clause. The Fund considers that a contract is not yet transitioned to an alternative benchmark rate when interest under the contract is indexed to a benchmark rate that is still subject to IBOR reform, even if it includes a fallback clause that deals with the cessation of the existing IBOR (referred to as an 'unreformed contract').

IFRS 7.24J(a)

IFRS 7.24I(b), 24J(b)

## Notes to the financial statements (continued)

### 6. Financial risk review (continued)

#### C. Market risk (continued)

##### i. Interest rate risk (continued)

###### Interest rate benchmark reform (continued)

The following table shows the total amounts of unreformed interest rate swap contracts and those that include appropriate fallback language at 1 January 2022, 31 December 2022 and 31 December 2023. The amounts shown are notional amounts.<sup>a</sup>

	GBP LIBOR		USD LIBOR	
	Total amount of unreformed contracts	Amount with appropriate fallback clause	Total amount of unreformed contracts	Amount with appropriate fallback clause
<i>Amount in thousands of euro</i>				
<b>Derivative financial liabilities mandatorily measured at FVTPL – Interest rate swaps</b>				
31 December 2023	-	NA	550	550
31 December 2022	-	NA	1,120	560
1 January 2022	2,143	-	1,101	-

##### ii. Currency risk

###### Exposure to currency risk

At the reporting date, the net open positions in individual foreign currencies, expressed in euro and as a percentage of the Fund's net assets, were as follows.

Currency	2023		2022	
	Thousands of euro	% of net assets	Thousands of euro	% of net assets
USD	7,536	23.1%	4,287	14.3%
GBP	2,023	6.2%	959	3.2%
CHF	881	2.7%	779	2.6%
	10,440	32.0%	6,025	20.1%

The above amounts are based on the currency of denomination for debt securities and on the currency of the primary trading market for equities. They include notional amounts for foreign exchange derivatives.

IFRS 7.34(a)

- a. IFRS 7 requires companies to disclose quantitative information about financial instruments that have yet to transition to an alternative benchmark rate as at the reporting date, showing separately non-derivative financial assets, non-derivative financial liabilities and derivatives. The accounting standard is not specific about what quantitative information should be disclosed. The Fund has presented the notional amounts of contracts that have yet to transition to an alternative benchmark rate and the notional amounts of contracts with appropriate fallback clauses at the start and the end of the year. The Fund considers that this would be an appropriate quantitative disclosure about the progress of the Fund in completing the transition to alternative benchmark rates. However, other presentations are possible.

## Notes to the financial statements (continued)

### 6. Financial risk review (continued)

#### C. Market risk (continued)

##### ii. Currency risk (continued)

Exposure to currency risk (continued)

##### Sensitivity analysis

The table below sets out the effect on the net assets and increase in net assets attributable to holders of redeemable shares of a reasonably possible weakening of the euro against the US dollar by 5 percent (2022: 4 percent), sterling by 3 percent (2022: 2 percent) and the Swiss franc by 2 percent (2022: 4 percent) at 31 December. The analysis assumes that all other variables, in particular interest rates, remain constant.

<i>Effect in thousands of euro (increase)</i>	<b>2023</b>	<b>2022</b>
USD	<b>377</b>	171
GBP	<b>61</b>	19
CHF	<b>18</b>	31
<i>Effect in % on net assets attributable to the holders of redeemable shares (increase)</i>	<b>2023</b>	<b>2022</b>
USD	<b>1.2%</b>	0.6%
GBP	<b>0.2%</b>	0.1%
CHF	<b>0.1%</b>	0.1%
<i>Effect in % on increase in net assets attributable to the holders of redeemable shares (increase)</i>	<b>2023</b>	<b>2022</b>
USD	<b>12.7%</b>	8.5%
GBP	<b>2.1%</b>	0.9%
CHF	<b>0.6%</b>	1.5%

A strengthening of the euro against the above currencies would have resulted in an equal but opposite effect to the amounts shown above.

##### Exposure to other market price risk

The following table sets out the concentration of the investment assets and liabilities, excluding derivatives held by the Fund as at the reporting date.

	<b>2023</b> <b>% of net</b> <b>assets</b>	<b>2022</b> <b>% of net</b> <b>assets</b>
Equity investments:		
Exchange-traded equity investments	<b>51.8%</b>	38.7%
Unlisted private equity investments	<b>1.5%</b>	0.9%
Unlisted open-ended investment funds	<b>5.0%</b>	-
Total equity investments	<b>58.3%</b>	39.6%
Debt securities:		
Exchange-traded debt securities	<b>30.8%</b>	48.4%
Total debt securities	<b>30.8%</b>	48.4%
Total investment assets	<b>89.1%</b>	88.0%
Securities sold short	<b>(2.4%)</b>	(0.7%)
Total investment liabilities	<b>(2.4%)</b>	(0.7%)

IFRS 7.40

IFRS 7.34(a)

## Notes to the financial statements (continued)

### 6. Financial risk review (continued)

#### C. Market risk (continued)

##### iii. Other market price risk

Exposure to other market price risk (continued)

IFRS 7.34(c), 36(a)

The following table sets out the concentration of derivative assets and liabilities. It shows fair values and the notional amount of derivative assets and liabilities held by the Fund as at the reporting date.

<i>In thousands of euro</i>	<b>2023</b> Fair value	<b>2023</b> Notional	<b>2022</b> Fair value	<b>2022</b> Notional
<b>Derivative assets</b>				
Listed equity index options	<b>249</b>	<b>5,000</b>	29	400
Equity indices futures contracts	<b>54</b>	<b>7,500</b>	-	-
Foreign currency forward contracts	<b>219</b>	<b>2,000</b>	300	2,700
Foreign currency futures contracts	<b>23</b>	<b>2,500</b>	106	1,500
<b>Total</b>	<b>545</b>	<b>17,000</b>	435	4,600
<b>Derivative liabilities</b>				
Listed equity index options	<b>(1,066)</b>	<b>(16,000)</b>	(756)	(15,000)
Foreign currency forward contracts	<b>(822)</b>	<b>(10,000)</b>	(106)	(1,200)
Credit default swaps	<b>(485)</b>	<b>(12,800)</b>	-	-
Interest rate swaps	<b>(464)</b>	<b>(5,900)</b>	(372)	(4,000)
<b>Total</b>	<b>(2,837)</b>	<b>(44,700)</b>	(1,234)	(20,200)

IFRS 7.34(c), B8

The investment manager monitors the concentration of risk for equity and debt securities based on counterparties and industries [and geographic location]. The Fund's equity investments are concentrated in the following industries.

	<b>2023</b> %	<b>2022</b> %
Healthcare	<b>18.6</b>	21.2
Energy	<b>17.5</b>	15.8
Telecommunication	<b>16.9</b>	14.3
Banks/financial services	<b>15.9</b>	13.5
Information technology	<b>14.5</b>	13.2
Biotechnology	<b>5.6</b>	2.9
Automotive manufacturing	<b>5.1</b>	8.3
Pharmaceutical	<b>3.2</b>	3.1
Other	<b>2.7</b>	7.7
	<b>100.0</b>	100.0

There were no significant concentrations of risk to issuers at 31 December 2023 or 31 December 2022. No exposure to any individual issuer exceeded 5 percent of the net assets attributable to the holders of redeemable shares either at 31 December 2023 or at 31 December 2022.

## Notes to the financial statements (continued)

### 6. Financial risk review (continued)

#### C. Market risk (continued)

##### iii. Other market price risk (continued)

Exposure to other market price risk (continued)

##### Sensitivity analysis

The table below sets out the effect on net assets attributable to holders of redeemable shares of a reasonably possible weakening in the individual equity market prices of 4 percent at 31 December. The estimates include all exposures to equity price risks – i.e. long and short positions in physical securities as well as derivatives. The estimates are made on an individual security basis. The analysis assumes that all other variables, in particular interest and foreign currency rates, remain constant

<i>Effect in thousands of euro</i>	<b>2023</b>	<b>2022</b>
Net loss from equity exposures	<b>(801)</b>	(363)
<i>Effect in % on net assets attributable to the holders of redeemable shares</i>	<b>2023</b>	<b>2022</b>
Net loss from equity exposures	<b>(2.5%)</b>	(1.2%)
<i>Effect in % on increase in net assets attributable to the holders of redeemable shares</i>	<b>2023</b>	<b>2022</b>
Net loss from equity exposures	<b>(27.0%)</b>	(18.0%)

A strengthening in the individual equity market prices of 4 percent at 31 December would have resulted in an equal but opposite effect to the amounts shown above.

All investments in listed corporate debt securities are fixed-income instruments that have maturities of six months or less. The Fund expects price fluctuations for these investments to arise principally from interest rate or credit risk. As a result, the Fund is not subject to significant other market price risk on these investments.

The table below sets out the effect on net assets attributable to holders of redeemable shares of a reasonably possible weakening of 1 percent in the current credit spreads associated with the Fund's CDSs at 31 December. The estimates are made on an individual instrument basis. The analysis assumes that all other variables remain constant.

<i>Effect in thousands of euro</i>	<b>2023</b>	<b>2022</b>
Net loss from CDS investments	<b>(145)</b>	-
<i>Effect in % on net assets attributable to the holders of redeemable shares</i>	<b>2023</b>	<b>2022</b>
Net loss from CDS investments	<b>(0.5%)</b>	-
<i>Effect in % on increase in net assets attributable to the holders of redeemable shares</i>	<b>2023</b>	<b>2022</b>
Net loss from CDS investments	<b>(4.9%)</b>	-

A strengthening in the credit spreads associated with the Fund's credit default swaps of 1 percent at 31 December would have resulted in an equal but opposite effect to the amounts shown above.

IFRS 7.40

IFRS 7.40

## Notes to the financial statements (continued)

### 7. Fair values of financial instruments

See accounting policy in [Note 22\(H\)\(iii\)](#).

#### A. Valuation techniques<sup>a</sup>

IFRS 13.91, 93(d)

The fair values of financial assets and financial liabilities that are traded in active markets are based on prices obtained directly from an exchange on which the instruments are traded or obtained from a broker that provides an unadjusted quoted price from an active market for identical instruments. For all other financial instruments, the Fund determines fair values using other valuation techniques.

For financial instruments that trade infrequently and have little price transparency, fair value is less objective and requires varying degrees of judgement depending on liquidity, uncertainty of market factors, pricing assumptions and other risks affecting the specific instrument.

IFRS 13.72

The Fund measures fair values using the following fair value hierarchy that reflects the significance of the inputs used in making the measurements.

- *Level 1*: Inputs that are quoted market prices (unadjusted) in active markets for identical instruments.
- *Level 2*: Inputs other than quoted prices included within Level 1 that are observable either directly (i.e. as prices) or indirectly (i.e. derived from prices). This category includes instruments valued using: quoted market prices in active markets for similar instruments; quoted prices for identical or similar instruments in markets that are not considered active; or other valuation techniques in which all significant inputs are directly or indirectly observable from market data.
- *Level 3*: Inputs that are unobservable. This category includes all instruments for which the valuation technique includes inputs not based on observable data and the unobservable inputs have a significant effect on the instrument's valuation. This category includes instruments that are valued based on quoted prices for similar instruments but for which significant unobservable adjustments or assumptions are required to reflect differences between the instruments.

The objective of valuation techniques is to arrive at a fair value measurement that reflects the price that would be received to sell the asset or paid to transfer the liability in an orderly transaction between market participants at the measurement date.

<sup>a</sup> This guide provides a generic illustration of the examples of valuation models that could be used by an investment fund. Each investment fund has to disclose in more detail the specific valuation models and inputs that it uses for Level 2 and Level 3 fair value measurements.

## Notes to the financial statements (continued)

### 7. Fair values of financial instruments (continued)

#### A. Valuation techniques (continued)

IFRS 13.93(d)

Valuation techniques include net present value and discounted cash flow models, comparison with similar instruments for which observable market prices exist and other valuation models. Assumptions and inputs used in valuation techniques include risk-free and benchmark interest rates, credit spreads and other premiums used in estimating discount rates, bond and equity prices, foreign currency exchange rates, equity indices, EBITDA multiples and revenue multiples and expected price volatilities and correlations.

The Fund uses widely recognised valuation models for determining the fair value of common and simple financial instruments, such as interest rate and currency swaps that use only observable market data and require little management judgement and estimation. Observable prices or model inputs are usually available in the market for listed debt and equity securities, exchange-traded derivatives and simple OTC derivatives such as interest rate swaps. The availability of observable market prices and model inputs reduces the need for management judgement and estimation and reduces the uncertainty associated with the determination of fair values. The availability of observable market prices and inputs varies depending on the products and markets and is prone to changes based on specific events and general conditions in the financial markets.

IFRS 13.93(g)

For more complex instruments, the Fund uses proprietary valuation models, which are usually developed from recognised valuation models. Some or all of the significant inputs into these models may not be observable in the market and are derived from market prices or rates or are estimated based on assumptions. Valuation models that employ significant unobservable inputs require a higher degree of management judgement and estimation in the determination of fair value. Management judgement and estimation are usually required for the selection of the appropriate valuation model to be used, determination of expected future cash flows on the financial instrument being valued, determination of the probability of counterparty default and prepayments and selection of appropriate discount rates.

Fair value estimates obtained from models are adjusted for any other factors, such as liquidity risk or model uncertainties, to the extent that the Fund believes that a third party market participant would take them into account in pricing a transaction. Fair values reflect the credit risk of the instrument and include adjustments to take account of the credit risk of the Fund and the counterparty where appropriate. For measuring derivatives that might change classification from being an asset to a liability or vice versa, such as interest rate swaps, fair values include adjustment for both own credit risk and counterparty credit risk.

Model inputs and values are calibrated against historical data and published forecasts and, when possible, against current or recent observed transactions and broker quotes. This calibration process is inherently subjective, and it yields ranges of possible inputs and estimates of fair value, and management judgement is required to select the most appropriate point in the range.

#### *i. Valuation techniques for specific instruments*

##### Corporate debt securities

IFRS 13.71

Where quoted prices in an active market are available at the measurement date for an identical corporate debt security, those prices are used (Level 1 measurement). The Fund measures instruments quoted in an active market at mid-price, because this price provides a reasonable approximation of the exit price.

In other cases, the fair value is estimated using market comparison and discounted cash flow techniques. These consider (i) current or recent quoted prices for identical securities in markets that are not active and (ii) a net present value calculated using discount rates derived from quoted prices of securities with similar maturity and credit rating that are traded in active markets, adjusted by an illiquidity factor.



## Notes to the financial statements (continued)

### 7. Fair values of financial instruments (continued)

#### A. Valuation techniques (continued)

##### i. Valuation techniques for specific instruments (continued)

###### Listed equity securities

Listed equity securities for which quoted prices in an active market for an identical instrument are available are valued using those prices (Level 1 measurement). Other listed equities are valued based on brokers' quotes for the identical security that are executable and that reflect actual current market transactions (Level 2 measurement).

###### Unlisted private equity investments

The fair value of the unlisted private equity investments is determined applying the market comparison technique using comparable trading multiples for revenue and EBITDA. The valuation model is based on market multiples derived from quoted prices of companies comparable to the investee and the expected revenue and EBITDA of the investee. The estimate is adjusted for the effect of the non-marketability of the equity securities and for the net debt of the investee (see Note 7(D)).<sup>a</sup>

###### Unlisted open-ended investment funds

The fair value of investments in the unlisted open-ended investment funds is determined either using unadjusted net asset value (Level 2 measurement) or by applying a discount to the net asset value (Level 3 measurement). The unadjusted net asset value is used when the units in a fund are redeemable at the reportable net asset value at, or approximately at, the measurement date. If this is not the case, then net asset value is used as a valuation input and an adjustment is applied for lack of marketability and restrictions on redemptions. This adjustment is based on management judgement after considering the period of restrictions and the nature of the underlying investments.<sup>b</sup>

###### Foreign currency forward contracts

The fair value of the foreign currency forward contracts is determined using quoted forward exchange rates at the reporting date and present value calculations based on high credit quality yield curves in the respective currencies.

###### Interest rate swaps

The fair value of the interest rate swaps is calculated as the present value of the estimated future cash flows. Estimates of future floating-rate cash flows are based on quoted swap rates, futures prices and interbank borrowing rates. Estimated cash flows are discounted using a yield curve constructed from similar sources and which reflects the relevant benchmark rate used by market participants for this purpose when pricing similar interest rate swaps. The fair value estimate is subject to a credit risk adjustment that reflects the credit risk of the Fund and of the counterparty (this is calculated based on credit spreads derived from current credit default swap or bond prices) and the level of collateralisation.

###### Credit default swaps

The fair value of credit default swaps is determined by estimating future default probabilities using market standard models. The principal input into the model is the credit curve. Credit spreads are observed directly from broker data or third party vendors. The significant model inputs are observable in the marketplace or set in the contract.

*Insights 2.4.860.10* a. There are a number of sources of guidance that entities can refer to in valuing unquoted equity securities, including the IASB's educational material, a practice aid issued by the American Institute of Certified Public Accountants and the valuation guidelines issued by the International Private Equity and Venture Capital Association. Although this guidance may be useful, care is required because such guidance (other than the IASB's educational materials) is not necessarily consistent with IFRS 13 *Fair Value Measurement*.

*Insights 2.4.970.90* b. In our experience, net asset value would usually be representative of the fair value of investments in open-ended investment funds that are open to new investors and allow redemptions at net asset value.

## Notes to the financial statements (continued)

### 7. Fair values of financial instruments (continued)

#### B. Valuation framework

IFRS 13.93(g), IE65

The Fund has an established control framework with respect to the measurement of fair values. This framework includes a portfolio valuation function, which is independent of front office management and reports to the board of directors, who have overall responsibility for fair value measurements. Specific controls include:

- verification of observable pricing inputs;
- re-performance of model valuations;
- a review and approval process for new models and changes to such models;
- calibration and back-testing of models against observed market transactions;
- analysis and investigation of significant daily valuation movements; and
- review of unobservable inputs and valuation adjustments.

When third party information, such as broker quotes or pricing services, is used to measure fair value, the portfolio valuation function assesses and documents the evidence obtained from the third parties to support the conclusion that these valuations meet the requirements of IFRS Accounting Standards, including the level in the fair value hierarchy in which the valuations should be classified. This includes:

- verifying that the broker or pricing service is approved by the Fund for use in pricing the relevant type of financial instrument;
- understanding how the fair value has been arrived at and the extent to which it represents actual market transactions and whether it represents a quoted price in an active market for an identical instrument;
- when prices for similar instruments are used to measure fair value, how these prices have been adjusted to reflect the characteristics of the instrument subject to measurement; and
- if a number of quotes for the same financial instrument have been obtained, then how fair value has been determined using those quotes.

## Notes to the financial statements (continued)

### 7. Fair values of financial instruments (continued)

#### C. Fair value hierarchy – Financial instruments measured at fair value

IFRS 13.93(b), IE60

The table below analyses financial instruments measured at fair value at the reporting date by the level in the fair value hierarchy into which the fair value measurement is categorised. The amounts are based on the values recognised in the statement of financial position. All fair value measurements below are recurring.

**31 December 2023**

*In thousands of euro*

	Level 1	Level 2	Level 3	Total
<b>Non-pledged financial assets at FVTPL</b>				
Equity investments, listed:				
Healthcare	2,574	568	-	3,142
Energy	2,274	682	-	2,956
Telecommunications	2,699	156	-	2,855
Banks/financial services	2,491	195	-	2,686
Information technology	2,420	30	-	2,450
Biotechnology	921	25	-	946
Automotive manufacturing	793	69	-	862
Pharmaceutical	518	23	-	541
Other	421	35	-	456
<b>Total</b>	<b>15,111</b>	<b>1,783</b>	<b>-</b>	<b>16,894</b>
Debt securities:				
Banks/financial services	362	1,852	-	2,214
Automotive manufacturing	625	893	-	1,518
Information technology	623	633	-	1,256
Pharmaceutical	524	300	-	824
Other	157	1,391	-	1,548
<b>Total</b>	<b>2,291</b>	<b>5,069</b>	<b>-</b>	<b>7,360</b>
Unlisted private equity investments:				
Biotechnology	-	-	500	500
<b>Total</b>	<b>-</b>	<b>-</b>	<b>500</b>	<b>500</b>
Unlisted open-ended investment funds:				
Multi-strategy	-	640	531	1,171
Equity long/short	-	461	-	461
<b>Total</b>	<b>-</b>	<b>1,101</b>	<b>531</b>	<b>1,632</b>
Derivative financial instruments:				
Listed equity index options	249	-	-	249
Equity indices futures contracts	54	-	-	54
Foreign currency forward contracts	-	219	-	219
Foreign currency futures contracts	23	-	-	23
<b>Total</b>	<b>326</b>	<b>219</b>	<b>-</b>	<b>545</b>
	<b>17,728</b>	<b>8,172</b>	<b>1,031</b>	<b>26,931</b>
<b>Pledged financial assets at FVTPL</b>				
Debt securities:				
Banks/financial services	2,691	-	-	2,691
<b>Total</b>	<b>2,691</b>	<b>-</b>	<b>-</b>	<b>2,691</b>

## Notes to the financial statements (continued)

### 7. Fair values of financial instruments (continued)

#### C. Fair value hierarchy – Financial instruments measured at fair value (continued)

31 December 2023

In thousands of euro

	Level 1	Level 2	Level 3	Total
<b>Financial liabilities at FVTPL</b>				
Securities sold short:				
Banks/financial services	-	(784)	-	(784)
Total	-	(784)	-	(784)
Derivative financial instruments:				
Listed equity index options	(1,066)	-	-	(1,066)
Foreign currency forward contracts	-	(822)	-	(822)
Credit default swaps	-	(485)	-	(485)
Interest rate swaps	-	(464)	-	(464)
Total	(1,066)	(1,771)	-	(2,837)
	(1,066)	(2,555)	-	(3,621)

31 December 2022

#### Non-pledged financial assets at FVTPL

Equity investments, listed:

Healthcare	1,941	520	-	2,461
Energy	1,738	96	-	1,834
Telecommunications	1,400	260	-	1,660
Banks/financial services	1,567	-	-	1,567
Information technology	1,532	-	-	1,532
Biotechnology	337	-	-	337
Automotive manufacturing	963	-	-	963
Pharmaceutical	286	74	-	360
Other	893	-	-	893
Total	10,657	950	-	11,607
Debt securities:				
Banks/financial services	2,577	2,985	-	5,562
Automotive manufacturing	916	869	-	1,785
Information technology	509	652	-	1,161
Pharmaceutical	1,618	283	-	1,901
Other	860	896	-	1,756
Total	6,480	5,685	-	12,165
Unlisted private equity investments:				
Biotechnology	-	-	264	264
Total	-	-	264	264
Derivative financial instruments:				
Listed equity index options	29	-	-	29
Foreign currency forward contracts	-	300	-	300
Foreign currency futures contracts	106	-	-	106
Total	135	300	-	435
	17,272	6,935	264	24,471

## Notes to the financial statements (continued)

### 7. Fair values of financial instruments (continued)

#### C. Fair value hierarchy – Financial instruments measured at fair value (continued)

31 December 2022

*In thousands of euro*

	Level 1	Level 2	Level 3	Total
<b>Pledged financial assets at FVTPL</b>				
Debt securities:				
Banks/financial services	2,346	-	-	2,346
Total	2,346	-	-	2,346
<b>Financial liabilities at FVTPL</b>				
Securities sold short:				
Banks/financial services	-	(212)	-	(212)
Total	-	(212)	-	(212)
Derivative financial instruments:				
Listed equity index options	(756)	-	-	(756)
Foreign currency forward contracts	-	(106)	-	(106)
Interest rate swaps	-	(372)	-	(372)
Total	(756)	(478)	-	(1,234)
	(756)	(690)	-	(1,446)

During the current year, due to changes in market conditions for certain debt securities, quoted prices in active markets were no longer available for these securities. However, there was sufficient information available to measure the fair values of these securities based on observable market inputs. Therefore, these securities, with a carrying amount of EUR 200 thousand, were transferred from Level 1 to Level 2 of the fair value hierarchy.

The following table shows a reconciliation from the opening balances to the closing balances for fair value measurements in Level 3 of the fair value hierarchy.

<i>In thousands of euro</i>	Unlisted open-ended investment funds	Unlisted private equity investments	Total
	Multi-strategy	Biotechnology	
Balance at 1 January 2022	-	138	138
Total gains or losses recognised in profit or loss	-	23	23
Purchases	-	119	119
Sales	-	(16)	(16)
Transfers into Level 3	-	-	-
Transfers out of Level 3	-	-	-
Balance at 31 December 2022	-	264	264
Balance at 1 January 2023	-	264	264
Total gains or losses recognised in profit or loss	56	51	107
Purchases	475	244	719
Sales	-	(59)	(59)
Transfers into Level 3	-	-	-
Transfers out of Level 3	-	-	-
Balance at 31 December 2023	531	500	1,031

The change in unrealised gains or losses (net gain) for the period included in profit or loss relating to those assets and liabilities held at the reporting date amounted to EUR 99 thousand (2022: EUR 20 thousand).

These gains and losses are recognised in profit or loss as a net gain from financial instruments at FVTPL.

IFRS 13.93(c)

IFRS 13.93(e), IE61

IFRS 13.93(e)(i)

IFRS 13.93(e)(iii)

IFRS 13.93(e)(iii)

IFRS 13.93(e)(iv)

IFRS 13.93(e)(iv)

IFRS 13.93(e)(i)

IFRS 13.93(e)(iii)

IFRS 13.93(e)(iii)

IFRS 13.93(e)(iv)

IFRS 13.93(e)(iv)

IFRS 13.93(f)

## Notes to the financial statements (continued)

### 7. Fair values of financial instruments (continued)

#### D. Significant unobservable inputs used in measuring fair value

The table below sets out information about significant unobservable inputs used at 31 December 2023 in measuring financial instruments categorised as Level 3 in the fair value hierarchy.<sup>a</sup>

Description	Fair value at 31 December 2023	Valuation technique	Significant unobservable inputs	Range (weighted-average) for unobservable input	Sensitivity to changes in significant unobservable inputs
Unlisted private equity investments	<b>500</b> (2022: 264)	Market approach using comparable trading multiples	EBITDA multiple Revenue multiple Discount for lack of marketability	7–12 (10) (2022: 7–13 (10)) 1.5–2.0 (1.8) (2022: 1.4–2.1 (1.8)) 5–15% (11%) (2022: 6–15 (10))	The estimated fair value would increase if: <ul style="list-style-type: none"> <li>the EBITDA or revenue multiples were higher; or</li> <li>the discount for lack of marketability were lower.</li> </ul>
Unlisted open-ended investment funds	<b>531</b> (2022: nil)	Adjusted net asset value	Discount for lack of marketability/restrictions on redemption	8–10% (9%) (2022: nil)	A significant increase in discount would result in a lower fair value.

Significant unobservable inputs are developed as follows.

- *EBITDA and revenue multiples*: Represent amounts that market participants would use when pricing the investments. EBITDA and revenue multiples are selected from comparable public companies based on geographic location, industry, size, target markets and other factors that management considers to be appropriate. The traded multiples for the comparable companies are determined by dividing the enterprise value of the company by its EBITDA or revenue.
- *Discount for lack of marketability for unlisted private equity investments*: Represents the discount applied to the comparable market multiples to reflect the illiquidity of the portfolio companies relative to the comparable peer group. Management determines the discount for lack of marketability based on its judgement after considering market liquidity conditions and company-specific factors such as the developmental stage of the portfolio company.
- *Discount for lack of marketability/restrictions on redemption for the unlisted open-ended investment funds*: Represents the discount applied to the net asset value of the investee to reflect the restriction of redemptions. Management determines this discount based on its judgement after considering the period of restrictions and the nature of the Fund's investments.

IFRS 13.93(d), 93(h)(i), IE63

IFRS 13.93(g), IE65(e)

IFRS 13.93(d), IE63, Insights 2.4.530.50

- a. IFRS 13 does not specify how to summarise the information about unobservable inputs for each class of assets or liabilities – e.g. whether to include information about the range of values or a weighted average for each unobservable input used for each class. An entity considers the level of detail that is necessary to meet the disclosure objectives. For example, if the range of values for an unobservable input that the entity uses is wide, then this may indicate that the entity should disclose both the range and the weighted average of the values, as disclosed in this guide.

## Notes to the financial statements (continued)

### 7. Fair values of financial instruments (continued)

#### E. Sensitivity of fair value measurement to changes in unobservable inputs

IFRS 13.93(h)(ii)

Although management believes that its estimates of fair value are appropriate, the use of different methodologies or assumptions could lead to different measurements of fair value. For fair value measurements in Level 3, changing one or more of the assumptions used to reasonably possible alternative assumptions would have the following effects on net assets attributable to holders of redeemable shares.

*In thousands of euro*

**Favourable (Unfavourable)**

#### 2023

Unlisted open-ended investment funds	<b>48</b>	<b>(49)</b>
Unlisted private equity investments	<b>43</b>	<b>(41)</b>

#### 2022

Unlisted private equity investments	21	(20)
-------------------------------------	----	------

IFRS 13.93(h)(ii)

The favourable and unfavourable effects of using reasonably possible alternative assumptions for the valuation of unlisted private equity investments have been calculated by recalibrating the model values using unobservable inputs based on averages of the upper and lower quartiles respectively of the Fund's ranges of possible estimates. The most significant unobservable inputs are EBITDA and revenue multiples and the discount for lack of marketability. The actual assumptions used and the reasonably possible alternatives at 31 December 2023 were as follows.

- The weighted-average actual discount for lack of marketability was 11 percent (with reasonably possible alternative assumptions of 6 and 17 percent) (2022: 10; 5 and 16 percent respectively).
- The weighted-average actual EBITDA multiple was 10 (with reasonably possible alternative assumptions of 6 and 13) (2022: 10; 8 and 13 respectively).
- The weighted-average actual revenue multiple was 1.8 (with reasonably possible alternative assumptions of 1.4 and 2.1) (2022: 1.8; 1.3 and 2.0 respectively).

The favourable and unfavourable effects of using reasonably possible alternative assumptions for the valuation of unlisted open-ended investment funds have been calculated by recalibrating the model values using unobservable inputs based on averages of the upper and lower quartiles respectively of the Fund's ranges of possible estimates. The most significant unobservable input is the discount for lack of marketability/restrictions on redemptions. The weighted-average discount for lack of marketability/restricted redemptions used in the model at 31 December 2023 to calculate the valuation of open-ended investment funds under reasonably possible alternative assumptions was 9 percent (with reasonably possible alternative assumptions of 7 and 11 percent).



## Notes to the financial statements (continued)

### 7. Fair values of financial instruments (continued)

#### F. Financial instruments not measured at fair value<sup>a</sup>

The financial instruments not measured at FVTPL include:

- i. cash and cash equivalents, balances due from/to brokers and receivables/payables under sale and repurchase agreements. These are short-term financial assets and financial liabilities whose carrying amounts approximate fair value, because of their short-term nature and the high credit quality of counterparties; and
- ii. net assets attributable to holders of redeemable shares. The Fund routinely redeems and issues the redeemable shares at the amount equal to the proportionate share of net assets of the Fund at the time of redemption, calculated on a basis consistent with that used in these financial statements. Accordingly, the carrying amount of net assets attributable to holders of redeemable shares approximates their fair value. The shares are categorised into Level 2 of the fair value hierarchy.

IFRS 7.25, 29

IFRS 7.1(a), 25, 29,  
13.93, 97

- a. Paragraph 1(a) of IFRS 7 requires disclosure of the significance of financial instruments for the entity's financial position and performance. Specifically, paragraphs 25 and 29 require disclosure of the fair value of financial instruments unless the carrying amount approximates fair value. IFRS 13 requires disclosure of the fair value hierarchy for financial instruments not measured at fair value but for which fair value is disclosed. Financial institutions have to apply judgement to determine whether disclosure of the fair value of financial instruments measured at amortised cost is required to meet the objectives of IFRS 7.

In this guide, the Fund concluded that disclosure of the fair value hierarchy for cash and cash equivalents, balances due from/to brokers and receivables/payables under sale and repurchase agreements is not useful because of the short-term nature of those instruments and high credit quality of the counterparties. However, the Fund concluded that disclosure of such information for redeemable shares is useful.

## Notes to the financial statements (continued)

### 8. Interest income and expense<sup>a, b</sup>

*In thousands of euro*

IFRS 7.20(b)

	2023	2022
Interest income calculated using the effective interest method on financial assets carried at amortised cost:		
Cash and cash equivalents	12	35
Balances due from brokers	5	6
Receivables from reverse sale and repurchase agreements	132	104
Negative interest on balances due to brokers	-	5
Negative interest on payables under sale and repurchase agreements	-	11
	<b>149</b>	<b>161</b>
Interest expense calculated using the effective interest method on financial liabilities carried at amortised cost:		
Payables under sale and repurchase agreements	<b>(75)</b>	(50)
Negative interest on cash and cash equivalents	-	(6)
Negative interest on balances due from brokers	-	(2)
Negative interest on receivables from reverse sale and repurchase agreements	-	(4)
	<b>(75)</b>	<b>(62)</b>

IFRS 7.20(b),  
IAS 1.97, Insights  
7.10.60.10, 60,  
65.40

- a.** Under IFRS 7, an entity is required to disclose the total interest income (calculated using the effective interest method) for financial assets that are measured at amortised cost or at FVOCI – showing these amounts separately. For financial assets and financial liabilities at FVTPL, there is no need to distinguish between the fair value changes and interest and dividend income or expense. If interest on non-derivative instruments measured at FVTPL is presented separately, then it is measured using the effective interest rate method or a similar basis, excluding transaction costs. Because transaction costs directly attributable to the acquisition of a financial instrument classified as at FVTPL are not included in its initial measurement but are instead expensed as they are incurred, they are not included in calculating an effective interest rate for the instrument.

In this guide, the net gains (losses) from financial instruments measured at FVTPL includes the related interest income and expense, dividend income and foreign exchange gains and losses. However, other presentations are possible.

Insights 7.10.70.30

- b.** The IFRS Interpretations Committee discussed the accounting implications of the economic phenomenon of negative effective interest rates on the presentation of income and expenses in profit or loss. The Committee noted that interest resulting from a negative effective interest rate on a financial asset reflects a gross outflow (instead of a gross inflow) of economic benefits; consequently, it did not meet the definition of interest revenue under IFRS Accounting Standards at that time and should not be presented as such. Instead, it noted that negative interest arising from financial assets should be presented in an appropriate expense classification, accompanied by additional information as required by IAS 1. IFRS 9 does not define revenue or income. However, income continues to be defined in the *Conceptual Framework for Financial Reporting* and IFRS 15 *Revenue from Contracts with Customers*, and negative interest arising from financial assets does not meet those definitions because it represents a decrease (instead of an increase) in assets that results in a decrease in equity.

## Notes to the financial statements (continued)

### 9. Net gains (losses) from financial instruments at FVTPL

	2023	2022
<i>In thousands of euro</i>		
Non-derivative financial assets mandatorily measured at FVTPL:		
Equity investments	<b>3,231</b>	1,746
Debt securities	<b>555</b>	1,109
	<b>3,786</b>	2,855
Financial liabilities held for trading – securities sold short	<b>58</b>	57
Derivative financial instruments	<b>88</b>	(37)
	<b>3,932</b>	2,875
Net gains (losses) from financial instruments at FVTPL: <sup>a</sup>		
Realised	<b>2,266</b>	1,686
Unrealised	<b>1,666</b>	1,189
	<b>3,932</b>	2,875

The realised gain from financial instruments at FVTPL represents the difference between the transaction price when it was purchased and the consideration received on disposal. It also includes interest and dividends paid or received in cash.

The unrealised gain represents the difference between the carrying amount of a financial instrument at the beginning of the period (or the transaction price if it was purchased in the current reporting period) and its carrying amount at the reporting date (or the consideration received if it was disposed during the current reporting period) less any unrealised gains (losses) which have been realised in the current period.

IFRS 13.93(f)

- a. There is no requirement under the Accounting Standards to disclose an analysis of gains and losses on financial instruments accounted for at FVTPL between realised and unrealised portions, other than for certain instruments categorised into Level 3 of the fair value hierarchy. However, this information may be useful to investors, or may be required by law or regulation (e.g. AIFMD) and therefore many funds include it in their financial statements. There is also no requirement under the Accounting Standards as to how to calculate realised gains and losses where such information is presented. A particular calculation method may be required by law or regulation.

## Notes to the financial statements (continued)

### 10. Withholding tax expense<sup>a</sup>

IAS 12.79–80

The Fund is exempt from paying income taxes under the current system of taxation in [*insert name of the country of domicile*]. However, dividend income of EUR 228 thousand (2022: EUR 180 thousand) and interest income of EUR 71 thousand (2022: EUR 82 thousand) received by the Fund [*insert names of countries and types of securities*] is subject to withholding tax imposed in the country of origin. During the year ended 31 December 2023, the average statutory withholding tax rate was 18 percent (2022: 18 percent).

IAS 1.122, 125,  
129, 12.88,  
IFRIC 23.A4–A5

Under a tax treaty signed by [*Country X*] and [*Country Y*] in 2022, the Fund is able to partially reclaim withholding tax on dividend and interest income from investments in [*Country Y*]. The treaty does not include detailed criteria for eligibility to claim a tax refund. Tax authorities in [*Country X*] and [*Country Y*] are developing the eligibility criteria, but they have not been finalised at the date of preparing these financial statements. The Fund estimated the amount of withholding tax recoverable from [*Country Y*] for the 2023 and 2022 tax periods based on the information available and the tax advice received at the respective reporting dates. The amount of tax recoverable from [*Country Y*] for 2023 of EUR 9 thousand and 2022 of EUR 8 thousand is included in other receivables at 31 December 2023. As a result of the treaty, the effective withholding tax rate was 15 percent (2022: 15 percent).

Due to the uncertainty involved, there is a possibility that the outcome of the tax refund claim is significantly different from the amount currently recognised. Although management has used a single best estimate of the tax amount expected to be received, it is anticipated that the reasonably possible outcome for 2023 sits within a range between EUR 5 thousand and EUR 12 thousand and for 2022 within a range between EUR 4 thousand and EUR 11 thousand.

a. The Fund is tax-exempt and is only subject to withholding tax on certain dividend and interest income in some countries. If a fund is subject to income tax, including withholding taxes, then it is required to provide specific disclosures under IAS 12, IFRIC 23 *Uncertainty over Income Tax Treatments* and IAS 1.

## Notes to the financial statements (continued)

### 11. Classification of financial assets and financial liabilities

See accounting policies in [Note 22\(H\)\(ii\)](#).

The table below sets out the classifications of the carrying amounts of the Fund's financial assets and financial liabilities into categories of financial instruments.

<i>In thousands of euro</i>	<i>Note</i>	<b>Financial assets mandatorily at FVTPL</b>	<b>Financial assets at amortised cost</b>	<b>Financial liabilities at amortised cost</b>	<b>Total</b>
<b>31 December 2023</b>					
Cash and cash equivalents		-	51	-	51
Balances due from brokers	13	-	4,619	-	4,619
Receivables from reverse sale and repurchase agreements	6	-	4,744	-	4,744
Non-pledged financial assets at FVTPL	12	26,931	-	-	26,931
Pledged financial assets at FVTPL	12	2,691	-	-	2,691
		<b>29,622</b>	<b>9,414</b>	-	<b>39,036</b>
Balances due to brokers	13	-	-	143	143
Payables under sale and repurchase agreements	6	-	-	2,563	2,563
Other payables		-	-	103	103
Financial liabilities at FVTPL	12	3,621	-	-	3,621
Net assets attributable to holders of redeemable shares	15	-	-	32,625	32,625
		<b>3,621</b>	-	<b>35,434</b>	<b>39,055</b>
<b>31 December 2022</b>					
Cash and cash equivalents		-	70	-	70
Balances due from brokers	13	-	3,121	-	3,121
Receivables from reverse sale and repurchase agreements	6	-	3,990	-	3,990
Non-pledged financial assets at FVTPL	12	24,471	-	-	24,471
Pledged financial assets at FVTPL	12	2,346	-	-	2,346
		<b>26,817</b>	<b>7,181</b>	-	<b>33,998</b>
Balances due to brokers	13	-	-	275	275
Payables under sale and repurchase agreements	6	-	-	2,234	2,234
Other payables		-	-	101	101
Financial liabilities at FVTPL	12	1,446	-	-	1,446
Net assets attributable to holders of redeemable shares	15	-	-	29,978	29,978
		<b>1,446</b>	-	<b>32,588</b>	<b>34,034</b>

IFRS 7, 8

Introduction

Primary statements

NOTES

Appendices

## Notes to the financial statements (continued)

### 12. Financial assets and financial liabilities at FVTPL

See accounting policies in [Note 22\(H\)](#).

*In thousands of euro*

2023

2022

#### Financial assets mandatorily measured at FVTPL:

##### Pledged financial assets

IFRS 7.8(a)	Debt securities	2,691	2,346
		<b>2,691</b>	2,346

##### Non-pledged financial assets

###### Derivatives:

IFRS 7.8(a)	Equity	303	29
	Foreign exchange	242	406
		<b>545</b>	435

###### Non-derivative financial assets

IFRS 7.8(a)	Debt securities – corporates	7,360	12,165
	Equity investments, listed	16,894	11,607
	Unlisted open-ended investment funds	1,632	-
	Unlisted private equity investments	500	264
		<b>26,386</b>	24,036
		<b>26,931</b>	24,471

#### Financial liabilities at FVTPL

##### Held-for-trading liabilities:

IFRS 7.8(e)	Securities sold short – equity investments	784	212
	Derivatives:		
	Equity	1,066	756
	Foreign exchange	822	106
	Credit	485	-
	Interest rate	464	372
		<b>2,837</b>	1,234
		<b>3,621</b>	1,446

## Notes to the financial statements (continued)

### 13. Balances due from/to brokers

See accounting policies in [Note 22\(H\)\(ii\)](#).

<i>In thousands of euro</i>	2023	2022
<b>Balances due from brokers</b>		
Margin accounts	<b>2,991</b>	2,144
Cash collateral for borrowed securities	<b>823</b>	223
Sales transactions awaiting settlement	<b>805</b>	754
	<b>4,619</b>	3,121
<b>Balances due to brokers</b>		
Purchase transactions awaiting settlement	<b>143</b>	275

Margin accounts represent cash deposits with brokers, transferred as collateral against open derivative contracts. The Fund uses brokers to transact derivative transactions, including those with central counterparties.

In accordance with the Fund's policy of trade-date accounting for regular-way sale and purchase transactions, sales/purchase transactions awaiting settlement represent amounts receivable/payable for securities sold/purchased but not yet settled as at the reporting date.

IAS 7.14(a)



## Notes to the financial statements (continued)

### 14. Equity

#### A. Authorised, issued and fully paid management voting shares

<i>Number of shares</i>	<b>Authorised</b>		<b>Issued and fully paid</b>	
	<b>2023</b>	<b>2022</b>	<b>2023</b>	<b>2022</b>
Management shares of EUR 1 each	<b>1,000,000</b>	1,000,000	<b>10,000</b>	10,000

<i>In thousands of euro</i>	<b>Authorised</b>		<b>Issued and fully paid</b>	
	<b>2023</b>	<b>2022</b>	<b>2023</b>	<b>2022</b>
Management shares	<b>1,000</b>	1,000	<b>10</b>	10

The holders of management shares are entitled to receive notice of, and to vote at, general meetings of the Fund. Distributions may not be declared in respect of the management shares. The holders of these shares are only entitled to a repayment of an amount up to par value on the winding-up of the Fund and such payment is in priority to the holders of the redeemable shares. At 31 December 2023 and 2022, the management shares were held by the investment manager.

IAS 1.79(a)(i)–(iii)

## Notes to the financial statements (continued)

### 15. Net assets attributable to holders of redeemable shares<sup>a</sup>

See accounting policies in Note 22(H)(viii).

#### A. Redeemable shares

The analysis of movements in the number of redeemable shares and net assets attributable to holders of redeemable shares during the year was as follows.

##### i. Redeemable shares

###### Authorised

Number of shares	2023			2022		
	Class A	Class B	Total	Class A	Class B	Total
Shares of EUR 0.01 each	4,000,000	900,000	4,900,000	4,000,000	900,000	4,900,000
<i>In thousands of euro</i>						
Shares of EUR 0.01 each	40	9	49	40	9	49

###### Issued and fully paid

Number of shares

Balance at 1 January	201,436	59,095	260,531	116,818	56,082	172,900
Issued during the year	52,800	3,400	56,200	138,818	3,013	141,831
Redeemed during the year	(53,100)	(4,419)	(57,519)	(54,200)	-	(54,200)
Balance at 31 December	201,136	58,076	259,212	201,436	59,095	260,531

###### Issued and fully paid

In thousands of euro

Balance at 1 January brought forward	23,241	6,737	29,978	12,497	5,963	18,460
Increase in net assets attributable to holders of redeemable shares	2,345	612	2,957	1,563	445	2,008
Issue of shares during the year	6,275	393	6,668	15,176	329	15,505
Redemption of shares during the year	(6,448)	(530)	(6,978)	(5,995)	-	(5,995)
Balance at 31 December	25,413	7,212	32,625	23,241	6,737	29,978
Net asset value per share (in euro) at 31 December	126.35	124.18		115.38	114.00	

a. The Fund has minimal equity and net assets (after deducting the equity interest) accrue to the holders of redeemable shares. Accordingly, disclosures of changes during the period in the redeemable shares classified as financial liabilities, and the rights, preferences and restrictions attached to the redeemable shares, if applicable, provide users with relevant and helpful information.

IAS 1.79(a)(i), (iii)

IAS 1.79(a)(ii), (iv)

IAS 1.79(a)(ii), (iv)

IAS 7.44D

## Notes to the financial statements (continued)

### 15. Net assets attributable to holders of redeemable shares (continued)

#### A. Redeemable shares (continued)

##### i. Redeemable shares (continued)

The rights attaching to the redeemable shares are as follows.

- The shares may be redeemed weekly at the net asset value per share of the respective class. The net asset value per share is calculated in accordance with IFRS Accounting Standards.
- Redeemable shares carry a right to receive notice of, attend and vote at general meetings.
- The holders of redeemable shares are entitled to receive all distributions declared and paid by the Fund. On winding-up, the holders are entitled to a return of capital based on the net asset value per share of their respective classes after deduction of the nominal amount of the management shares. [*Explain the differences in entitlements to net assets of Class A and Class B – e.g. management fee rate.*]

Notwithstanding the redeemable shareholders' rights to redemptions as above, the Fund has the right, as set out in its prospectus, to impose a redemption gate limit of 10 percent of the net assets of the Fund in any redemption period (see [Note 20\(D\)](#)) to manage redemption levels and maintain the strength of the Fund's capital base.

#### B. Distributions

During the year, the Fund recognised and paid distributions as follows.

	2023			2022		
	Class A	Class B	Total	Class A	Class B	Total
Distribution per share (euro)	<b>0.71</b>	<b>0.69</b>		0.42	0.41	
Distribution (thousands of euro)	<b>139</b>	<b>39</b>	<b>178</b>	67	24	91

Subsequent to the reporting date, the Fund declared an additional distribution in respect of 2023, which was paid on [*insert date*] 2024, as follows.

	Class A	Class B	Total
Distribution per share (euro)	<b>0.29</b>	<b>0.28</b>	
Distribution (thousands of euro)	<b>58</b>	<b>16</b>	<b>74</b>

IAS 1.79(a)(i), (iii)

IAS 1.79(a)(v)

IAS 1.107

IAS 1.137(a), 10.13

## Notes to the financial statements (continued)

### 16. Transfers of financial assets

See accounting policies in Notes 22(H)(vi) and (viii).

#### A. Transferred financial assets that are not derecognised in their entirety

##### i. Sale and repurchase agreements

Sale and repurchase agreements are transactions in which the Fund sells a security and simultaneously agrees to repurchase it (or an asset that is substantially the same) at a fixed price on a future date. The Fund continues to recognise the securities in their entirety in the statement of financial position because it retains substantially all of the risks and rewards of ownership. The cash consideration received is recognised as a financial asset and a financial liability is recognised for the obligation to pay the repurchase price. Because the Fund sells the contractual rights to the cash flows of the securities, it does not have the ability to use the transferred assets during the term of the arrangement.

The table below sets out the carrying amounts and fair values of financial assets transferred through sale and repurchase agreements. These carrying amounts are included in the 'pledged financial assets at FVTPL' line item in the statement of financial position.

<i>In thousands of euro</i>	2023	2022
Carrying amount of assets	<b>2,691</b>	2,346
Carrying amount of associated liabilities	<b>(2,563)</b>	(2,234)

IFRS 7.42D(a)–(c),  
[IFRS 9.3.2.15,  
B3.2.16(a)–B3.2.16(c)]

IFRS 7.42D(d)–(e)

## Notes to the financial statements (continued)

### 17. Involvement with unconsolidated structured entities

IFRS 12.26

The Fund has concluded that the unlisted open-ended investment funds in which it invests, but that it does not consolidate, meet the definition of structured entities because:

- the voting rights in the funds are not dominant rights in deciding who controls them because the rights relate to administrative tasks only;
- each fund's activities are restricted by its prospectus; and
- the funds have narrow and well-defined objectives to provide investment opportunities to investors.

IFRS 12.26

The table below describes the types of structured entities that the Fund does not consolidate but in which it holds an interest.

Type of structured entity	Nature and purpose	Interest held by the Fund
Investment funds	To manage assets on behalf of third party investors and generate fees for the investment manager. These vehicles are financed through the issue of units to investors.	Investments in units issued by the funds

IFRS 12.29

The table below sets out interests held by the Fund in unconsolidated structured entities. The maximum exposure to loss is the carrying amount of the financial assets held.

IFRS 12.26

	Number of investee funds	Total net assets <sup>a</sup>	Carrying amount included in 'non-pledged financial assets at FVTPL'
<b>31 December 2023</b>			
<i>In thousands of euro</i>			
<b>Investment in unlisted open-ended investment funds</b>			
Multi-strategy	2	195,856	1,171
Equity long/short	1	480,257	461
Total			1,632

IFRS 12.30–31

During the year ended 31 December 2023, the Fund did not provide financial support to unconsolidated structured entities and has no intention of providing financial or other support.

IFRS 12.B26

The Fund can redeem units in the above investment funds once a month on a specified date.

IFRS 12.25

The Fund did not hold interests in unconsolidated structured entities at 31 December 2022.

a. IFRS 12.26 requires that an entity shall disclose qualitative and quantitative information about its interests in unconsolidated structured entities, including, but not limited to, the nature, purpose, size and activities of the structured entity and how the structured entity is financed. IFRS 12 does not specify how to measure the size of a structured entity. Therefore, management applies its judgement in determining an appropriate measure of size that provides sufficient and meaningful information about the assets held by unconsolidated structured entities. The size of structured entities which are investment funds can be measured by the total net assets of the investment fund, as illustrated above.

## Notes to the financial statements (continued)

IAS 24.13

### 18. Related parties and other key contracts

#### A. Related parties

IAS 24.17

##### i. Transactions with key management personnel<sup>a, b</sup>

The Fund appointed XYZ Capital Limited, an investment management company incorporated in [name of country], to implement the investment strategy as specified in the prospectus. Under the investment management agreement, the investment manager receives a management fee at an annual rate of 1.5 percent of the net asset value attributable to holders of redeemable shares as defined in the prospectus. The investment management fees incurred during the year ended 31 December 2023 amounted to EUR 478 thousand (2022: EUR 447 thousand). Included in other payables at 31 December 2023 were investment management fees payable of EUR 49 thousand (2022: EUR 47 thousand). The investment management contract can be terminated by the Fund at any time.

At 31 December 2023, 20,000 Class A redeemable shares (2022: 20,000 Class A redeemable shares) and all Class B redeemable shares (2022: all Class B redeemable shares) were held by employees of the investment manager.

At 31 December 2023, all management shares were held by the investment manager (2022: all management shares).

The total directors' fees paid for the year ended 31 December 2023 were EUR 26 thousand (2022: EUR 15 thousand). This amount has been fully settled during the year ended 31 December 2023. The listing of the members of the board of directors is shown on page [state page number] of the annual report.

The directors did not hold any shares in the Fund during the reporting period or at the reporting date.

#### B. Other key contracts

##### i. Administrator<sup>c</sup>

The Fund appointed ABC Fund Services Limited, a fund administration company incorporated in [name of country], to provide administrative services including financial accounting services to the Fund. Under the fund administration agreement, the administrator receives an administration fee at an annual rate of 0.22 percent of the net asset value attributable to holders of redeemable shares on each valuation day as defined in the prospectus. The administration fees paid during the year ended 31 December 2023 amounted to EUR 66 thousand (2022: EUR 62 thousand). Included in other payables at 31 December 2023 were administration fees payable of EUR 6 thousand (2022: EUR 6 thousand). The fund administration agreement can be terminated by the Fund at any time.

IAS 24.9,  
Insights 5.5.40.10,  
60

- a. Key management personnel are those persons who have the authority and responsibility for planning, directing and controlling the activities of the entity – directly or indirectly. The definition of key management personnel includes directors (both executive and non-executive). In our view, the term also includes directors of any of the entity's parents to the extent that they have authority and responsibility for planning, directing and controlling the entity's activities. In our view, an entity's parent includes the immediate, intermediate and ultimate parent.

In our view, the definition of key management personnel in IAS 24 *Related Party Disclosures* specifies a role and is not limited to a person. In our experience, the authority and responsibility for planning, directing and controlling the activities of an entity in some cases is assigned to an entity rather than to a person. For example, a bank may act as an investment manager for an investment fund and in doing so assume the roles and responsibilities of key management personnel. We believe that an entity that assumes the role of key management personnel should be considered a related party of the reporting entity.

Insights 5.5.110.20

- b. In our view, materiality considerations cannot be used to override the explicit requirements of IAS 24 for the disclosure of elements of key management personnel compensation. We believe that the nature of key management personnel compensation always makes it qualitatively material.

Insights 5.5.120.70

- c. Where a mutual fund appoints an administrator to provide management services, in our view the fund should disclose the following as a minimum: information about the services provided by the administrator – including the terms and conditions of the management agreement; the amount of the management fee paid to the administrator during the period; how the fee is calculated; and any fees outstanding at the reporting date.

## Notes to the financial statements (continued)

IAS 10.21–22(a)

### 19. Subsequent events

*[Disclose non-adjusting subsequent events, if there were any.]*

IFRS 7.31

### 20. Financial risk management

#### A. Exposure

IFRS 7.31–32

The Fund has exposure to the following risks from financial instruments:

- credit risk;
- liquidity risk;
- market risks; and
- operational risk.

IFRS 7.33

This note presents information about the Fund's objectives, policies and processes for measuring and managing risk, and the Fund's management of capital.

#### B. Risk management framework

IFRS 7.31

The Fund invests in financial instruments in accordance with its investment management strategy. *[Insert description of the Fund's investment strategy as outlined in the Fund's prospectus.]* The Fund's investment portfolio comprises listed and unlisted equity and debt securities, derivative financial instruments and investments in unlisted investment funds.

The Fund's investment manager has been given discretionary authority to manage the assets in line with the Fund's investment objectives. Compliance with the target asset allocations and the composition of the portfolio are monitored by the board of directors on a *[daily/weekly/monthly]* basis. In instances where the portfolio has diverged from target asset allocations, the Fund's investment manager is obliged to take actions to rebalance the portfolio in line with the established targets, within prescribed time limits.



## Notes to the financial statements (continued)

IFRS 7.31

IFRS 7.31, 33

IFRS 7.33(a)

### 20. Financial risk management (continued)

#### C. Credit risk

‘Credit risk’ is the risk that a counterparty to a financial instrument will fail to discharge an obligation or commitment that it has entered into with the Fund, resulting in a financial loss to the Fund. It arises principally from debt securities held, and also from derivative financial assets, cash and cash equivalents, balances due from brokers and receivables from reverse sale and repurchase agreements. For risk management reporting purposes, the Fund considers and aggregates all elements of credit risk exposure (such as individual obligor default risk, country risk and sector risk).

IFRS 7.33(b)

The Fund’s policy over credit risk is to minimise its exposure to counterparties with perceived higher risk of default by dealing only with counterparties that meet the credit standards set out in the Fund’s prospectus and by taking collateral. *[Insert specific risk management policies and investment guidelines relating to credit risk as outlined in the Fund’s prospectus.]*

IFRS 7.33(b)

Credit risk is monitored on a *[daily/weekly/monthly]* basis by the investment manager in accordance with the policies and procedures in place. *[Insert specific risk management procedures. This should include how the risk is managed and measured.]* The Fund’s credit risk is monitored on a *[monthly/quarterly/other]* basis by the board of directors. If the credit risk is not in accordance with the investment policy or guidelines of the Fund, then the investment manager is obliged to rebalance the portfolio within *[state number of days]* days of each determination that the portfolio is not in compliance with the stated investment parameters.

IFRS 7.33(a)

The Fund’s activities may give rise to settlement risk. ‘Settlement risk’ is the risk of loss due to the failure of an entity to honour its obligations to deliver cash, securities or other assets as contractually agreed.

IFRS 7.33(b)

For the majority of transactions, the Fund mitigates this risk by conducting settlements through a broker to ensure that a trade is settled only when both parties have fulfilled their contractual settlement obligations. Settlement limits form part of the credit approval and limit monitoring processes.

## Notes to the financial statements (continued)

### 20. Financial risk management (continued)

#### D. Liquidity risk

'Liquidity risk' is the risk that the Fund will encounter difficulty in meeting the obligations associated with its financial liabilities that are settled by delivering cash or another financial asset.

The Fund's policy and the investment manager's approach to managing liquidity is to ensure, as far as possible, that it will always have sufficient liquidity to meet its liabilities when due, under both normal and stress conditions, including estimated redemptions of shares, without incurring unacceptable losses or risking damage to the Fund's reputation.

The Fund's prospectus provides for the weekly [*monthly/daily/quarterly*] creation and cancellation of shares, known as the subscription or redemption period, and it is therefore exposed to the liquidity risk of meeting shareholder redemptions at each redemption date [*at any time*].

The Fund's financial assets include unlisted equity investments, which are generally illiquid. In addition, the Fund holds investments in unlisted open-ended investment funds, which may be subject to redemption restrictions such as side pockets or redemption gates. As a result, the Fund may not be able to liquidate some of its investments in these instruments in due time to meet its liquidity requirements.

The Fund's investments in listed securities are considered to be readily realisable because they are traded on major European stock exchanges and on the NYSE.

The Fund's liquidity risk is managed on a daily basis by the investment manager in accordance with the policies and procedures in place. [*Insert specific risk management policies and investment guidelines relating to liquidity risk as outlined in the Fund's prospectus, as well as the risk management procedures. This should include how the risk is managed and measured.*]

The Fund's overall liquidity risk is monitored on a weekly [*monthly/quarterly/other*] basis by the board of directors. The Fund's redemption policy only allows for weekly redemptions.

The board of directors is empowered to impose a redemption gate should redemption levels exceed 10 percent of the net asset value of the Fund in any redemption period.

In addition, the Fund maintains lines of credit of EUR 300 thousand that it can access to meet liquidity needs. If the line of credit is drawn, then interest would be payable at the rate of €STR plus 160 basis points (2022: EONIA plus 150 basis points). The Fund has no restrictions on the use of this facility.

#### E. Market risk

'Market risk' is the risk that changes in market prices – e.g. interest rates, foreign exchange rates, equity prices and credit spreads – will affect the Fund's income or the fair value of its holdings of financial instruments.

The Fund's strategy for the management of market risk is driven by the Fund's investment objective. [*Insert description of the investment objective as outlined in the Fund's prospectus.*]

The Fund's market risk is managed on a daily basis by the investment manager in accordance with the policies and procedures in place. [*Insert specific risk management policies and investment guidelines relating to market risk as outlined in the Fund's prospectus. This should include how the risk is managed and measured.*] The Fund's market positions are monitored on a [*weekly/monthly/quarterly/other*] basis by the board of directors.

The Fund uses derivatives to manage its exposure to foreign currency, interest rate and other price risks. The instruments used include interest rate swaps, foreign currency forward contracts, futures and options. The Fund does not apply hedge accounting.

IFRS 7.33

IFRS 7.31, 33

IFRS 7.33(b)

IFRS 7.33(b), 39(c),  
B11E

IFRS 7B11F(a)

IFRS 7.33

IFRS 7.33

IFRS 7.33(b)

## Notes to the financial statements (continued)

### 20. Financial risk management (continued)

#### E. Market risk (continued)

##### i. Interest rate risk

IFRS 7.34(a)

IFRS 7.21C, 22A(b)–(c),  
22B

The Fund is exposed to the risk that the fair value or future cash flows of its financial instruments will fluctuate as a result of changes in market interest rates. In respect of the Fund's interest-bearing financial instruments, the Fund's policy is to transact in financial instruments that mature or re-price in the short term – i.e. no longer than 12 months. Accordingly, the Fund is subject to limited exposure to fair value or cash flow interest rate risk due to fluctuations in the prevailing levels of market interest rates.

IFRS 7.33(b)

To manage interest rate risk, the Fund aims to maintain a weighted-average days to maturity, or contractual re-pricing date if that is earlier, for debt securities of less than 90 days. [*Insert specific risk management policies and investment guidelines relating to interest rate risk as outlined in the Fund's prospectus.*]

IFRS 7.33(b)

The internal procedures require the investment manager to manage interest rate risk on a daily basis in accordance with the policies and procedures in place. [*Insert specific risk management procedures. This should include how the risk is managed and measured.*] The Fund's interest rate risk is monitored on a [weekly/monthly/quarterly/other] basis by the board of directors. If the interest rate risk is not in accordance with the investment policy or guidelines of the Fund, then the investment manager is required to rebalance the portfolio within [state number of days] days of each determination of such occurrence (see also Note 6(C)(i) for the discussion of interest rate benchmark reform).

IFRS 7.33(b)

##### ii. Currency risk

The Fund invests in financial instruments and enters into transactions that are denominated in currencies other than its functional currency, primarily in US dollars (USD), sterling (GBP) and Swiss francs (CHF). Consequently, the Fund is exposed to risk that the exchange rate of its functional currency relative to foreign currencies may change in a manner that has an adverse effect on the fair value or future cash flows of the Fund's financial assets or financial liabilities denominated in currencies other than the euro.

IFRS 7.33(b)

The Fund's policy with respect to managing its currency risk is to limit its total foreign currency exposure to less than 50 percent of the Fund's net assets, with no individual foreign currency exposure being greater than 25 percent of the net assets. [*Insert specific risk management policies and investment guidelines relating to currency risk as outlined in the Fund's prospectus.*]

The Fund's currency risk is managed on a daily basis by the investment manager in accordance with the policies and procedures in place. [*Insert specific risk management procedures carried out by the investment manager on currency risk. This should include how the risk is managed and measured.*] The Fund's currency positions and exposures are monitored on a [weekly/monthly/quarterly/other] basis by the board of directors.

IFRS 7.33(b)

##### iii. Other market price risk

'Other market price risk' is the risk that the fair value of the financial instrument will fluctuate as a result of changes in market prices (other than those arising from interest rate risk or currency risk), whether caused by factors specific to an individual investment or its issuer or factors affecting all instruments traded in the market.

IFRS 7.33(b)

Price risk is managed by the investment manager by diversifying the portfolio and economically hedging using derivative financial instruments such as options or futures contracts. [*Disclose any additional investment strategies adopted by the Fund and management with respect to its policies on managing price risk.*]

## Notes to the financial statements (continued)

### 20. Financial risk management (continued)

#### E. Market risk (continued)

##### iii. Other market price risk (continued)

The Fund's policy for the concentration of its investment portfolio profile is as follows.

Equity investments listed on European stock exchanges or on the NYSE	Up to 80% of net assets
Unlisted equity investments	Up to 15% of net assets
Unlisted open-ended investment funds	Up to 15% of net assets
Listed corporate debt securities	Up to 40% of net assets
Equity investments sold short	Up to 30% of net assets

IFRS 7.33(b)

The internal procedures require the investment manager to manage price risk on a daily basis. [Insert specific risk management procedures. This should include how risk is managed and measured.] The Fund's procedures require price risk to be monitored on a [weekly/monthly/quarterly/other] basis by the board of directors.

If the price risk is not in accordance with the investment policy or guidelines of the Fund, then the investment manager is required to rebalance the portfolio within [state number of days] days of each determination of such occurrence.

IFRS 7.BC65

#### F. Operational risk<sup>a</sup>

'Operational risk' is the risk of direct or indirect loss arising from a wide variety of causes associated with the processes, technology and infrastructure supporting the Fund's activities with financial instruments, either internally within the Fund or externally at the Fund's service providers, and from external factors other than credit, market and liquidity risks such as those arising from legal and regulatory requirements and generally accepted standards of investment management behaviour.

The Fund's objective is to manage operational risk so as to balance the limiting of financial losses and damage to its reputation with achieving its investment objective of generating returns to investors.

The primary responsibility for the development and implementation of controls over operational risk rests with the board of directors. This responsibility is supported by the development of overall standards for the management of operational risk, which encompasses the controls and processes at the service providers and the establishment of service levels with the service providers, in the following areas:

- documentation of controls and procedures;
- requirements for:
  - appropriate segregation of duties between various functions, roles and responsibilities;
  - reconciliation and monitoring of transactions; and
  - periodic assessment of operational risk faced;
- the adequacy of controls and procedures to address the risks identified;
- compliance with regulatory and other legal requirements;
- development of contingency plans;
- training and professional development;
- ethical and business standards; and
- risk mitigation, including insurance if this is effective.

<sup>a</sup> Operational risk is not a financial risk and is not specifically required to be disclosed by IFRS 7. However, operational risk in a financial institution is commonly managed and reported internally in a formal framework similar to financial risks and may be a factor in capital allocation and regulation.

## Notes to the financial statements (continued)

### 20. Financial risk management (continued)

#### F. Operational risk (continued)

The directors' assessment of the adequacy of the controls and processes in place at the service providers with respect to operational risk is carried out via regular [*or ad hoc*] discussions with the service providers and a review of the service providers' Service Organisation Controls (SOC) 1 reports on internal controls, if any are available.

Substantially all of the assets of the Fund are held by [*insert the name of the custodian*]. The bankruptcy or insolvency of the Fund's custodian may cause the Fund's rights with respect to the securities held by the custodian to be limited. The investment manager monitors the credit ratings and capital adequacy of its custodian on a [*monthly/quarterly/other*] basis, and reviews the findings documented in the SOC 1 report on the internal controls annually.

#### G. Capital management<sup>a</sup>

The Fund is required by the [*title of legislation or regulation*] to maintain authorised and paid-up capital at a minimum amount of EUR 10 thousand in the form of management shares [*explain the reason for issuing the shares, if it is different from the above*]. The holders of management shares are entitled to a repayment of up to par value only on the winding-up of the Fund in priority to redeemable shares. The Fund is not subject to other externally imposed capital requirements.

The redeemable shares issued by the Fund provide an investor with the right to require redemption for cash at a value proportionate to the investor's share in the Fund's net assets at each redemption date and are classified as liabilities. For a description of the terms of the redeemable shares issued by the Fund, see [Note 15](#). The Fund's objectives in managing the redeemable shares are to ensure a stable base to maximise returns to all investors, and to manage liquidity risk arising from redemptions. The Fund's management of the liquidity risk arising from redeemable shares is discussed in [Note 20\(D\)](#).

IAS 1.134–135(a)(iii)

a. The example disclosure presented in this guide illustrates a possible disclosure for an entity with minimal equity and with net assets attributable to the holders of redeemable shares. However, other presentations are possible. The example disclosures are not designed to comply with any particular regulatory framework and assume that the Fund has no externally imposed capital requirements other than the requirement to issue non-redeemable management shares at inception of the Fund. Other funds may have additional externally imposed requirements imposed by a jurisdiction's regulators; if this arises, then disclosure of these externally imposed requirements is required.

## Notes to the financial statements (continued)

IAS 1.112(a), 117

### 21. Basis of measurement

The financial statements have been prepared on a historical cost basis, except for the following material items.

Items	Measurement basis
Derivative financial instruments	Fair value
Non-derivative financial instruments at FVTPL	Fair value

IAS 1.112(a), 116, 117–117E

### 22. Material accounting policies<sup>a</sup>

The Fund has consistently applied the following accounting policies to all periods presented in these financial statements, except if mentioned otherwise (see also [Note 5](#)).

In addition, the Fund adopted *Disclosure of Accounting Policies (Amendments to IAS 1 and IFRS Practice Statement 2)* from 1 January 2023. The amendments require the disclosure of ‘material’ rather than ‘significant’ accounting policies. Although the amendments did not result in any changes to the accounting policies themselves, they impacted the accounting policy information disclosed (in this note) in certain instances.<sup>b</sup>

Set out below is an index of the material accounting policies, the details of which are available on the pages that follow.

	Page
A. Foreign currency	61
B. Interest	61
C. Dividend income and dividend expense	62
D. Distributions to holders of redeemable shares	62
E. Net gains (losses) from financial instruments at FVTPL	62
F. Fees and commission expenses	62
G. Income tax	62
H. Financial assets and financial liabilities	63

- <sup>a.</sup> The example accounting policies illustrated reflect the circumstances of the Fund on which these financial statements are based, by describing only the specific policies that are relevant to an understanding of the Fund’s financial statements. These example accounting policies should not be relied on for a complete understanding of IFRS Accounting Standards and should not be used as a substitute for referring to the accounting standards and interpretations themselves. To help you identify the underlying requirements in IFRS Accounting Standards, references to the recognition and measurement requirements in IFRS Accounting Standards that are relevant for a particular accounting policy have been included and indicated by square brackets – e.g. *[IAS 21.21]*.
- <sup>b.</sup> For more information about material accounting policies, see our [web article](#) and read our [talkbook](#).

## Notes to the financial statements (continued)

### 22. Material accounting policies (continued)

#### A. Foreign currency

*(IAS 21.21)*

Transactions in foreign currencies are translated into euro at the spot exchange rate at the dates of the transactions.

*(IAS 21.23)*

Monetary assets and liabilities denominated in foreign currencies are translated into euro at the closing spot exchange rate at the reporting date. Non-monetary assets and liabilities that are measured at fair value in foreign currencies are also translated into euro at the spot exchange rate at the reporting date.

Foreign currency differences arising on translation are recognised in profit or loss as net foreign exchange gains/losses, except for those arising on financial instruments at FVTPL, which are recognised as a component of net gains (losses) from financial instruments at FVTPL.

*(IFRS 7.B5(e))*

*(IFRS 9.5.4.1–5.4.2, A)*

#### B. Interest

Interest income and expense presented in the statement of profit or loss and other comprehensive income comprise interest on financial assets and financial liabilities measured at amortised cost calculated on an effective interest basis.

The 'effective interest rate' is calculated on initial recognition of a financial instrument as the rate that exactly discounts estimated future cash payments or receipts through the expected life of the financial instrument to:

- the gross carrying amount of the financial asset; or
- the amortised cost of the financial liability.

In calculating interest income and expense, the effective interest rate is applied to the gross carrying amount of the asset (when the asset is not credit-impaired) or to the amortised cost of the liability. However, for financial assets that have become credit-impaired subsequent to initial recognition, interest income is calculated by applying the effective interest rate to the amortised cost of the financial asset. If the asset is no longer credit-impaired, then the calculation of interest income reverts to the gross basis.

Any negative interest on financial assets measured at amortised cost is presented in the statement of profit or loss and other comprehensive income in 'interest expense'. Any negative interest on financial liabilities measured at amortised cost is presented in 'interest income calculated using the effective interest rate method'.



## Notes to the financial statements (continued)

### 22. Material accounting policies (continued)

#### C. Dividend income and dividend expense

[IFRS 9.5.71A],  
IFRS 7.21, B5(e)

Dividend income is recognised in profit or loss on the date on which the right to receive payment is established. For quoted equity securities, this is usually the ex-dividend date. For unquoted equity securities, this is usually the date on which the shareholders approve the payment of a dividend.

Dividend income from equity securities at FVTPL is recognised in profit or loss within 'net gains (losses) from financial instruments at FVTPL'.

The Fund incurs expenses on short positions in equity securities equal to the dividends due on these securities. Such dividend expense is recognised in profit or loss within 'net gains (losses) from financial instruments at FVTPL' when the shareholders' right to receive payment is established.

[IAS 32.IE32–IE33]

#### D. Distributions to holders of redeemable shares<sup>a</sup>

Distributions payable to holders of redeemable shares are recognised in profit or loss as finance costs. [Provide more detail to reflect the circumstances of the particular fund.]

IFRS 7.20(a)(i), B5(e)

#### E. Net gains (losses) from financial instruments at FVTPL

Net gains (losses) from financial instruments at FVTPL includes all realised and unrealised fair value changes and foreign exchange differences, interest and dividend income, including dividend expense on securities sold short.

IFRS 7.21

#### F. Fees and commission expenses

Fees and commission expenses are recognised in profit or loss as the related services are received.

[IAS 12.2]

#### G. Income tax<sup>b</sup>

Under the current system of taxation in [insert name of the country of domicile], the Fund is exempt from paying income taxes. The Fund has received an undertaking from [insert name of the relevant government body] of [insert name of the country of domicile] exempting it from tax for a period of [insert number of years] years up to [insert year of expiry].

However, some dividend and interest income received by the Fund is subject to withholding tax imposed in certain countries of origin. Income that is subject to such tax is recognised gross of the taxes and the corresponding withholding tax is recognised as tax expense.

The amount of tax payable or receivable is the best estimate of the tax amount expected to be paid or received that reflects uncertainty related to withholding taxes, if any.<sup>c</sup>

The Fund has determined that interest and penalties related to income taxes do not meet the definition of an income tax. They are therefore accounted for under IAS 37 *Provisions, Contingent Liabilities and Contingent Assets*.<sup>d</sup>

Insights 7.10.70.37

a. There is no guidance in IFRS Accounting Standards on what is included in finance income and finance costs and the Fund has disclosed as part of its accounting policy which items constitute finance costs.

[IAS 12]

b. The Fund is tax-exempt and is only subject to withholding tax on some dividend and interest income. Funds that are subject to taxation apply IAS 12 and provide all relevant disclosures, including accounting policies.

[IAS 12.2],  
Insights  
3.13.800.40

c. In our view, withholding taxes attributable to investment income (e.g. dividends received) should be recognised as part of income tax expense, with the investment income recognised on a gross basis. This is because neither IFRS 9 nor IAS 12 provides any mechanism for income tax paid to be offset against the underlying income.

Insights 3.13.45.10–  
20

d. Interest and penalties related to income taxes are not explicitly included in the scope of IAS 12. The IFRS Interpretations Committee discussed the accounting for interest and penalties related to income taxes and noted that an entity first considers whether interest or a penalty itself is an income tax. If so, then it applies IAS 12. If the entity does not apply IAS 12, then it applies IAS 37 to that amount. The Committee also noted that this is not an accounting policy choice – i.e. an entity needs to apply judgement based on the specific facts and circumstances.



## Notes to the financial statements (continued)

### 22. Material accounting policies (continued)

#### H. Financial assets and financial liabilities<sup>a</sup>

##### i. Recognition and initial measurement

The Fund initially recognises regular-way transactions in financial assets and financial liabilities at FVTPL on the trade date, which is the date on which the Fund becomes a party to the contractual provisions of the instrument. Other financial assets and financial liabilities are recognised on the date on which they are originated.

A financial asset or financial liability is measured initially at fair value plus, for an item not at FVTPL, transaction costs that are directly attributable to its acquisition or issue.

##### ii. Classification and subsequent measurement

###### Classification of financial assets

On initial recognition, the Fund classifies financial assets as measured at amortised cost or FVTPL.

A financial asset is measured at amortised cost if it meets both of the following conditions and is not designated as at FVTPL:

- it is held within a business model whose objective is to hold assets to collect contractual cash flows; and
- its contractual terms give rise on specified dates to cash flows that are SPPI.

All other financial assets of the Fund are measured at FVTPL.

###### Business model assessment<sup>b</sup>

In making an assessment of the objective of the business model in which a financial asset is held, the Fund considers all of the relevant information about how the business is managed, including:

- the documented investment strategy and the execution of this strategy in practice. This includes whether the investment strategy focuses on earning contractual interest income, maintaining a particular interest rate profile, matching the duration of the financial assets to the duration of any related liabilities or expected cash outflows or realising cash flows through the sale of the assets;
- how the performance of the portfolio is evaluated and reported to the Fund's management;
- the risks that affect the performance of the business model (and the financial assets held within that business model) and how those risks are managed;
- how the investment manager is compensated: e.g. whether compensation is based on the fair value of the assets managed or the contractual cash flows collected; and
- the frequency, volume and timing of sales of financial assets in prior periods, the reasons for such sales and expectations about future sales activity.

Transfers of financial assets to third parties in transactions that do not qualify for derecognition are not considered sales for this purpose, consistent with the Fund's continuing recognition of the assets.<sup>c</sup>

IFRS 7.21

[IFRS 9.3.1.1–3.1.2, B3.1.3–B3.1.6]

[IFRS 9.5.1.1]

[IFRS 9.4.1.1]

[IFRS 9.4.1.2]

[IFRS 9.4.1.4]

[IFRS 9.B4.1.2]

[IFRS 9.B4.1.2B–B4.1.2C, B4.1.4A, B4.1.5]

IFRS 9.B4.1.1–B4.1.2, Insights 7.4.70.30

Insights 7.4.110.15

- a. The Fund has disclosed accounting policies that are applicable to its activities and the financial instruments that it holds. Therefore, these accounting policies do not contain a full description of the requirements of IFRS 9 relating to classification of financial assets and financial liabilities. For a more comprehensive description, see our [Guide to annual financial statements – Illustrative disclosures](#) (September 2023) and [Guide to annual financial statements – Illustrative disclosures for banks](#) (December 2023).
- b. The objective of the entity's business model is not based on management's intentions with respect to an individual instrument, but rather is determined at a higher level of aggregation. The assessment needs to reflect the way that an entity manages its business or businesses. A single reporting entity may have more than one business model for managing its financial instruments.
- c. An entity may hold a portfolio of financial assets for which its objective includes selling some of those financial assets to third parties in transactions that do not qualify for derecognition of the sold assets. In our view, whether such a portfolio is considered consistent with the held-to-collect business model depends on the circumstances.

## Notes to the financial statements (continued)

### 22. Material accounting policies (continued)

#### H. Financial assets and financial liabilities (continued)

##### ii. Classification and subsequent measurement (continued)

Classification of financial assets (continued)

*Business model assessment (continued)*

The Fund has determined that it has two business models.

- *Held-to-collect business model*: this includes cash and cash equivalents, balances due from brokers and receivables from reverse sale and repurchase agreements. These financial assets are held to collect contractual cash flow.
- *Other business model*: this includes debt securities, equity investments, investments in unlisted open-ended investment funds, unlisted private equities and derivatives. These financial assets are managed and their performance is evaluated, on a fair value basis, with frequent sales taking place.

*Assessment whether contractual cash flows are SPPI*

For the purposes of this assessment, 'principal' is defined as the fair value of the financial asset on initial recognition. 'Interest' is defined as consideration for the time value of money and for the credit risk associated with the principal amount outstanding during a particular period of time and for other basic lending risks and costs (e.g. liquidity risk and administrative costs), as well as a profit margin.

In assessing whether the contractual cash flows are SPPI, the Fund considers the contractual terms of the instrument. This includes assessing whether the financial asset contains a contractual term that could change the timing or amount of contractual cash flows such that it would not meet this condition. In making this assessment, the Fund considers:

- contingent events that would change the amount or timing of cash flows;
- leverage features;
- prepayment and extension features;
- terms that limit the Fund's claim to cash flows from specified assets (e.g. non-recourse features); and
- features that modify consideration of the time value of money (e.g. periodical reset of interest rates).

For a reconciliation of line items in the statement of financial position to the categories of financial instruments, as defined by IFRS 9, see [Note 11](#).

[IFRS 9.B4.1.2C]

[IFRS 9.B4.1.5–B4.1.6]

[IFRS 9.4.1.3,  
B4.1.7A–B4.1.7B,  
B4.1.9A–B4.1.9E]

## Notes to the financial statements (continued)

### 22. Material accounting policies (continued)

#### H. Financial assets and financial liabilities (continued)

##### ii. Classification and subsequent measurement (continued)

##### Subsequent measurement of financial assets

[IFRS 9.5.7.1]

##### Financial assets at FVTPL

These assets are subsequently measured at fair value. Net gains and losses, including any interest or dividend income and expense and foreign exchange gains and losses, are recognised in profit or loss in 'net gains (losses) from financial instruments at FVTPL' in the statement of profit or loss and other comprehensive income.

Debt securities, equity investments, investments in unlisted open-ended investment funds, unlisted private equities and derivative financial instruments are included in this category.

[IFRS 9.5.7.2]

##### Financial assets at amortised cost

These assets are subsequently measured at amortised cost using the effective interest method. Interest income is recognised in 'interest income calculated using the effective interest method', foreign exchange gains and losses are recognised in 'net foreign exchange loss' and impairment is recognised in 'impairment losses on financial instruments' in the statement of profit or loss and other comprehensive income. Any gain or loss on derecognition is also recognised in profit or loss.

Cash and cash equivalents, balances due from brokers and receivables from reverse sale and repurchase agreements are included in this category.

##### Financial liabilities – Classification, subsequent measurement and gains and losses

[IFRS 9.5.7.1]

Financial liabilities are classified as measured at amortised cost or FVTPL.

A financial liability is classified as at FVTPL if it is classified as held-for-trading, it is a derivative or it is designated as such on initial recognition. Financial liabilities at FVTPL are measured at fair value and net gains or losses, including any interest, are recognised in profit or loss.

Other financial liabilities are subsequently measured at amortised cost using the effective interest method. Interest expense and foreign exchange gains and losses are recognised in profit or loss. Any gain or loss on derecognition is also recognised in profit or loss.

[IFRS 9.5.7.1]

Financial liabilities at FVTPL:

- Held for trading: securities sold short and derivative financial instruments.

[IFRS 9.B4.3.7  
B4.3.8(g)]

Financial liabilities at amortised cost:

- This includes balances due to brokers, payables under sale and repurchase agreements and redeemable shares.

[IFRS 13.9]

##### iii. Fair value measurement

[IFRS 13.9, 24, 42]

'Fair value' is the price that would be received to sell an asset or paid to transfer a liability in an orderly transaction between market participants at the measurement date in the principal or, in its absence, the most advantageous market to which the Fund has access at that date. The fair value of a liability reflects its non-performance risk.

[IFRS 13.71, 79.A]

When available, the Fund measures the fair value of an instrument using the quoted price in an active market for that instrument. A market is regarded as 'active' if transactions for the asset or liability take place with sufficient frequency and volume to provide pricing information on an ongoing basis. The Fund measures instruments quoted in an active market at a mid-price, because this price provides a reasonable approximation of the exit price.

[IFRS 13.61–62]

If there is no quoted price in an active market, then the Fund uses valuation techniques that maximise the use of relevant observable inputs and minimise the use of unobservable inputs. The chosen valuation technique incorporates all of the factors that market participants would take into account in pricing a transaction.

[IFRS 13.95]

The Fund recognises transfers between levels of the fair value hierarchy as at the end of the reporting period during which the change has occurred.

## Notes to the financial statements (continued)

### 22. Material accounting policies (continued)

#### H. Financial assets and financial liabilities (continued)

##### iv. Amortised cost measurement

The 'amortised cost' of a financial asset or financial liability is the amount at which the financial asset or financial liability is measured on initial recognition minus the principal repayments, plus or minus the cumulative amortisation using the effective interest method of any difference between that initial amount and the maturity amount and, for financial assets, adjusted for any loss allowance.

##### v. Impairment

The Fund recognises loss allowances for ECLs on financial assets measured at amortised cost.

The Fund measures loss allowances at an amount equal to lifetime ECLs, except for the following, which are measured at 12-month ECLs:

- financial assets that are determined to have low credit risk at the reporting date; and
- other financial assets for which credit risk (i.e. the risk of default occurring over the expected life of the asset) has not increased significantly since initial recognition.

When determining whether the credit risk of a financial asset has increased significantly since initial recognition and when estimating ECLs, the Fund considers reasonable and supportable information that is relevant and available without undue cost or effort. This includes both quantitative and qualitative information and analysis, based on the Fund's historical experience and informed credit assessment and including forward-looking information.

The Fund assumes that the credit risk on a financial asset has increased significantly if it is more than 30 days past due.

The Fund considers a financial asset to be in default when:

- the borrower is unlikely to pay its credit obligations to the Fund in full, without recourse by the Fund to actions such as realising security (if any is held); or
- the financial asset is more than 90 days past due.

The Fund considers a financial asset to have low credit risk when the credit rating of the counterparty is equivalent to the globally understood definition of 'investment grade'. The Fund considers this to be Baa3 or higher per [*Rating Agency X*] or BBB- or higher per [*Rating Agency Y*].

Lifetime ECLs are the ECLs that result from all possible default events over the expected life of a financial instrument.

12-month ECLs are the portion of ECLs that result from default events that are possible within the 12 months after the reporting date (or a shorter period if the expected life of the instrument is less than 12 months).

The maximum period considered when estimating ECLs is the maximum contractual period over which the Fund is exposed to credit risk.

##### Measurement of ECLs

ECLs are a probability-weighted estimate of credit losses. Credit losses are measured as the present value of all cash shortfalls (i.e. the difference between the cash flows due to the entity in accordance with the contract and the cash flows that the Fund expects to receive).

ECLs are discounted at the effective interest rate of the financial asset.

[IFRS 9.A]

[IFRS 9.2, 5.5.1]

[IFRS 9.5.5.3, 5.5.5, 5.5.11, 5.5.15–5.5.16]

[IFRS 7.35F(b), B8A]

[IFRS 7.35F(a)(i), IFRS 9.5.5.10, B5.5.22–B5.5.24, A]

[IFRS 9.5.5.19, B5.5.38]

[IFRS 9.5.5.17, A, B5.5.28–B5.5.30, B5.5.33]

## Notes to the financial statements (continued)

### 22. Material accounting policies (continued)

#### H. Financial assets and financial liabilities (continued)

##### v. Impairment (continued)

##### Credit-impaired financial assets

At each reporting date, the Fund assesses whether financial assets carried at amortised cost are credit-impaired. A financial asset is 'credit-impaired' when one or more events that have a detrimental impact on the estimated future cash flows of the financial asset have occurred.

Evidence that a financial asset is credit-impaired includes the following observable data:

- significant financial difficulty of the borrower or issuer;
- a breach of contract such as a default or being more than 90 days past due; or
- it is probable that the borrower will enter bankruptcy or other financial reorganisation.

##### Presentation of allowance for ECLs in the statement of financial position

Loss allowances for financial assets measured at amortised cost are deducted from the gross carrying amount of the assets.

##### Write-off

The gross carrying amount of a financial asset is written off when the Fund has no reasonable expectations of recovering a financial asset in its entirety or a portion thereof.

##### vi. Derecognition

The Fund derecognises regular-way sales of financial assets using trade date accounting. A financial asset is derecognised when the contractual rights to the cash flows from the asset expire, or the Fund transfers the rights to receive the contractual cash flows in a transaction in which substantially all of the risks and rewards of ownership of the financial asset are transferred or in which the Fund neither transfers nor retains substantially all of the risks and rewards of ownership and does not retain control of the financial asset.

On derecognition of a financial asset, the difference between the carrying amount of the asset (or the carrying amount allocated to the portion of the asset that is derecognised) and the consideration received (including any new asset obtained less any new liability assumed) is recognised in profit or loss. Any interest in such transferred financial assets that is created or retained by the Fund is recognised as a separate asset or liability.

The Fund enters into transactions whereby it transfers assets recognised on its statement of financial position, but retains either all or substantially all of the risks and rewards of the transferred assets or a portion of them. If all or substantially all of the risks and rewards are retained, then the transferred assets are not derecognised. Transfers of assets with retention of all or substantially all of the risks and rewards include sale and repurchase transactions.

The Fund derecognises a financial liability when its contractual obligations are discharged or cancelled, or expire.

On derecognition of a financial liability, the difference between the carrying amount extinguished and the consideration paid (including any non-cash assets transferred or liabilities assumed) is recognised in profit or loss.

The Fund derecognises a derivative only when it meets the derecognition criteria for both financial assets and financial liabilities. Where the payment or receipt of variation margin represents settlement of a derivative, the derivative, or the settled portion, is derecognised.

IFRS 7.35F(d),  
35G(a)(iii), IFRS 9.A]

[IFRS 9.5.5.1–5.5.2]

IFRS 7.35F(e),  
IFRS 9.5.4.4]

[IFRS 9.3.2.3–3.2.6]

[IFRS 9.3.2.6(b)]

[IFRS 9.3.3.1–3.3.2]

[IFRS 9.3.3.3]

## Notes to the financial statements (continued)

### 22. Material accounting policies (continued)

#### H. Financial assets and financial liabilities (continued)

##### vii. Offsetting

[IAS 32.42]

Financial assets and financial liabilities are offset and the net amount presented in the statement of financial position when, and only when, the Fund has a legally enforceable right to offset the amounts and intends either to settle them on a net basis or to realise the asset and settle the liability simultaneously.

[IAS 1.32–35]

Income and expenses are presented on a net basis for gains and losses from financial instruments at FVTPL and foreign exchange gains and losses.

##### viii. Specific instruments

[IAS 7.46]

##### Cash and cash equivalents

Cash and cash equivalents comprise deposits with banks and highly liquid financial assets with maturities of three months or less from the date of acquisition that are subject to an insignificant risk of changes in their fair value and are used by the Fund in the management of short-term commitments, other than cash collateral provided in respect of derivatives and securities borrowing transactions that is included within balances due from brokers.

[IFRS 9.3.2.6]

##### Receivables and payables under sale and repurchase agreements and securities borrowed

When the Fund purchases a financial asset and simultaneously enters into an agreement to resell the same or a substantially similar asset at a fixed price on a future date (reverse sale and repurchase agreement), the arrangement is recognised in the statement of financial position as a receivable from a reverse sale and repurchase agreement, and the underlying asset is not recognised in the Fund's financial statements.

When the Fund sells a financial asset and simultaneously enters into an agreement to repurchase the same or a similar asset at a fixed price on a future date (sale and repurchase agreement), the arrangement is accounted for as a borrowing and is recognised in the statement of financial position as a payable under a sale and repurchase agreement, and the underlying asset is reclassified in the Fund's statement of financial position to pledged financial assets at FVTPL.

Securities borrowed by the Fund are not recognised in the statement of financial position. If the Fund subsequently sells the borrowed securities, then the arrangement is accounted for as a short sold position, recognised in the statement of financial position as a financial liability at FVTPL, classified as held-for-trading and measured at FVTPL. Cash collateral for borrowed securities is included within balances due from brokers.

Receivables from reverse sale and repurchase agreements and payables under sale and repurchase agreements are subsequently measured at amortised cost.

[IAS 32.AG13,  
AG27(a)–(b)]  
[IFRS 9.B4.3.7,  
B4.3.8(g)]

##### Redeemable shares

The redeemable shares are classified as financial liabilities at amortised cost and are measured at the present value of the redemption amounts.

## Notes to the financial statements (continued)

### 23. Accounting standards issued but not yet effective

A number of new accounting standards and amendments to accounting standards are effective for annual periods beginning after 1 January 2023 and earlier application is permitted; however, the Fund has not early adopted the new or amended accounting standards in preparing these financial statements (see [Note 5](#)).

The following new and amended accounting standards and interpretations are not expected to have a significant impact on the Fund's financial statements.<sup>a</sup>

- *Classification of Liabilities as Current or Non-Current and Non-current Liabilities with Covenants (Amendments to IAS 1)*<sup>b</sup>
- *Supplier Finance Arrangements (Amendments to IAS 7 and IFRS 7)*
- *Lease Liability in a Sale and Leaseback (Amendments to IFRS 16)*
- *Lack of Exchangeability (Amendments to IAS 21)*

IAS 8.30–31

- a. Although new or amended accounting standards that will have no or no material effect on the financial statements need not be provided, the Fund has included all new or amended accounting standards and their possible impact on the financial statements for illustrative purposes only.
- b. For further information, see our [web article](#).

# Appendix I

## New accounting standards or amendments for 2023 and forthcoming requirements

Since the December 2022 edition of this guide, a number of accounting standards, amendments to or interpretations of accounting standards have been issued. This appendix lists the new requirements that have been issued by the IASB as at 30 November 2023. It contains two tables, as follows.

- **New currently effective requirements:** This table lists the recent changes to the Accounting Standards that are required to be applied by an entity with an annual reporting period beginning on 1 January 2023.
- **Forthcoming requirements:** This table lists the recent changes to the Accounting Standards that are required to be applied for annual periods beginning after 1 January 2023 and that are available for early adoption in annual periods beginning on 1 January 2023.

The tables also include a cross-reference to further KPMG guidance, as appropriate. All of the effective dates in the tables refer to the beginning of an annual accounting period.

### New currently effective requirements

Effective date	New accounting standards or amendments	KPMG guidance
	IFRS 17 <i>Insurance Contracts</i>	<i>Insights into IFRS</i> (Chapter 8.1), <a href="#">Insurance contracts</a>
1 January 2023	<i>Disclosure of Accounting Policies (Amendments to IAS 1 and IFRS Practice Statement 2)</i>	<i>Insights into IFRS</i> (1.2.40, 2.1.10, 2.8.45), <a href="#">web article</a> , <a href="#">talkbook</a>
	<i>Definition of Accounting Estimates (Amendments to IAS 8)</i>	<i>Insights into IFRS</i> (2.8.100–110), <a href="#">web article</a>
	<i>Deferred Tax related to Assets and Liabilities arising from a Single Transaction (Amendments to IAS 12)</i>	<i>Insights into IFRS</i> (3.13.210, 6.1.925), <a href="#">web article</a>
23 May 2023 <sup>a</sup>	<i>International Tax Reform – Pillar Two Model Rules (Amendments to IAS 12)</i>	<i>Insights into IFRS</i> (3.13.43, 80, 645), <a href="#">web article</a> , <a href="#">talkbook</a>

<sup>a</sup> The amendments introduce a relief from deferred tax accounting for the global minimum top-up tax under Pillar Two, which applies immediately from their release on 23 May 2023, and new disclosure requirements about the Pillar Two exposure that apply from 31 December 2023. No disclosures are required in interim periods ending on or before 31 December 2023.



## Forthcoming requirements

Effective date	New accounting standards or amendments	KPMG guidance
1 January 2024	<i>Non-current Liabilities with Covenants (Amendments to IAS 1)</i>	<i>Insights into IFRS</i> (2.9.45, 3.1.47, 7.10.55), <a href="#">web article</a>
	and	
	<i>Classification of Liabilities as Current or Non-current (Amendments to IAS 1)</i>	
1 January 2025	<i>Lease Liability in a Sale and Leaseback (Amendments to IFRS 16)</i>	<i>Insights into IFRS</i> (5.1.595), <a href="#">web article</a> , <a href="#">Leases – Sale and leaseback</a>
	<i>Supplier Finance Arrangements (Amendments to IAS 7 and IFRS 7)</i>	<i>Insights into IFRS</i> (2.3.195, 7.10.657), <a href="#">web article</a>
Available for optional adoption/ effective date deferred indefinitely <sup>a</sup>	<i>Sale or Contribution of Assets between an Investor and its Associate or Joint Venture (Amendments to IFRS 10 and IAS 28)</i>	<i>Insights into IFRS</i> (2.7.390), <a href="#">web article</a>

<sup>a</sup>. The effective date for these amendments was deferred indefinitely. Early adoption continues to be permitted.

# Appendix II

## Example disclosures for an investment fund that is an investment entity and measures its subsidiaries at FVTPL

### Statement of financial position<sup>a</sup>

IAS 1.10(a), 10(ea)–(f),  
29, 38–38A, 54–55,  
113

IAS 1.54(i)

IAS 1.54(d)

IAS 1.54(r)

IAS 1.54(k)

IAS 1.6, 54(m),  
32.IE32

<i>In thousands of euro</i>	31 December 2023	31 December 2022
<b>Assets</b>		
Cash and cash equivalents	37	45
Financial assets at FVTPL	32,635	29,989
<b>Total assets</b>	<b>32,672</b>	<b>30,034</b>
<b>Equity</b>		
Share capital	10	10
<b>Total equity</b>	<b>10</b>	<b>10</b>
<b>Liabilities</b>		
Other payables	159	128
<b>Total liabilities (excluding net assets attributable to holders of redeemable shares)</b>	<b>159</b>	<b>128</b>
<b>Net assets attributable to holders of redeemable shares</b>	<b>32,503</b>	<b>29,896</b>

*The notes on pages 12 to 69 are an integral part of these financial statements.*

Insights 5.6

- a. This Appendix illustrates one possible format of disclosure for a Feeder Fund that is a sole investor in the Master Fund and was formed together with the Master Fund to meet legal and tax requirements. The Feeder Fund is an investment entity and measures its subsidiaries at FVTPL. The illustrated extracts from the Feeder Fund's financial statements assume the same fact pattern as in the main body of this guide. The Feeder Fund is the sole investor in the Master Fund (the Fund in the main body of this guide) and holds the underlying investments through the Master Fund. This Appendix also assumes that the Feeder Fund meets the definition of an investment entity (see further analysis in [Note 4\(A\)](#) and [23\(xx\)](#)).

This Appendix focuses on changes to the following components of the financial statements:

- statement of financial position and statement of profit or loss and other comprehensive income;
- description of the reporting entity;
- description of significant judgements;
- disclosure of financial risks;
- disclosure of fair value of financial instruments;
- description of subsidiaries;
- changes in accounting policies; and
- material accounting policies.

## Statement of profit or loss and other comprehensive income

For the year ended 31 December

*In thousands of euro*

	2023	2022
Net gains (losses) from financial instruments at FVTPL	3,434	2,455
<b>Total revenue</b>	<b>3,434</b>	2,455
Investment management fees	(478)	(447)
Administration fees	(32)	(30)
Directors' fees	(7)	(5)
<b>Total operating expenses</b>	<b>(517)</b>	(482)
<b>Increase in net assets attributable to holders of redeemable shares</b>	<b>2,917</b>	1,973

*The notes on pages 12 to 69 are an integral part of these financial statements.*

IAS 1.10(b), 10A, 29,  
38, 38A, 81A, 113

IFRS 7.20(a)(i), IAS 1.35

IAS 1.82(a)

IAS 1.99

IAS 1.99

IAS 1.99

IAS 1.6, 32.IE32

## Extracts of notes to the financial statements

### 1. Reporting entity (extract)

IAS 1.138(a)–(b)

[*Name of Fund*] (the Feeder Fund) is a company domiciled in [*Country X*]. The address of the Feeder Fund's registered office is [*address*]. The Feeder Fund invests substantially all of its assets in [*Name of Fund*] (the Master Fund), an open-ended investment fund that has the same investment objectives as the Feeder Fund. As at 31 December 2023, the Feeder Fund owned 100 percent of the Master Fund (2022: 100 percent). The Master Fund and the Feeder Fund are collectively referred to as 'the master-feeder structure'. See also [Note \[xx\]](#).

IAS 27.16A

These separate financial statements of the Feeder Fund are its only financial statements.

### 4. Use of judgements and estimates (extract)

In preparing these financial statements, management has made judgements, estimates and assumptions that affect the application of the accounting policies and the reported amounts of assets, liabilities, income and expenses. Actual results may differ from these estimates.

Estimates and underlying assumptions are reviewed on an ongoing basis. Revisions to estimates are recognised prospectively.

#### A. Judgements<sup>a</sup>

IAS 1.122

Information about judgements made in applying accounting policies that have the most significant effects on the amounts recognised in the financial statements is included in [Note 23\[xx\]](#) – 'Subsidiaries – whether the Feeder Fund meets the definition of an investment entity'.

IFRS 10.28, 12.9A a. An entity discloses any significant judgements and assumptions made in determining that it meets the definition of an investment entity.

The absence of one or more of the typical characteristics of an investment entity described in IFRS 10 *Consolidated Financial Statements* does not necessarily disqualify an entity from being classified as an investment entity. The entity is required to disclose its reasons for concluding that it is nevertheless an investment entity if one or more of these characteristics are not met.

## Extracts of notes to the financial statements (continued)

IFRS 7.31

IFRS 7.34

### 6. Financial risk review (extract)<sup>a</sup>

This note presents information about the Feeder Fund's exposure to risks from financial instruments.

Approximately all of the Feeder Fund's assets are invested in the shares of the Master Fund. The rights attaching to the shares of the Master Fund are as follows:

- redeemable shares may be redeemed weekly at the net asset value per share of the respective class;
- the shares carry a right to receive notice of, attend and vote at general meetings;
- the shares carry an entitlement to receive all distributions declared and paid by the Master Fund; and
- on winding-up, the Feeder Fund is entitled to a return of capital based on the net asset value per share.

Notwithstanding the Feeder Fund's right to redemptions as above, the Master Fund has the right, as set out in its prospectus, to impose a redemption gate limit of 10 percent of the net assets of the Master Fund in any redemption period to manage redemption levels and maintain the strength of the Master Fund's capital base.

The Master Fund is an open-ended investment fund primarily involved in investing in a highly diversified portfolio of equity securities issued by companies listed on major European stock exchanges and on the NYSE, unlisted companies, unlisted investment funds, investment-grade debt securities and derivatives, with the objective of providing shareholders with above-average returns over the medium to long term.

*[Consider what risk information should be disclosed. In our fact pattern, this may be the following information on the investments of the Master Fund:*

- *credit quality analysis;*
- *concentration of risk;*
- *a summarised interest gap analysis; and*
- *foreign currency risk.*

*For example disclosures, see Note 6 in the main body of this guide.]*

#### A. Credit risk

For the definition of credit risk and information on how credit risk is managed by the Feeder Fund, see Note [xx].

The Feeder Fund's exposure to credit risk arises in respect of cash and cash equivalents. These are held mainly with XYZ Bank, which is rated AA (2022: AA) based on [Rating Agency X] ratings. The investment manager monitors the financial position of XYZ Bank on a quarterly basis.

The Feeder Fund monitors changes in credit risk of XYZ Bank by tracking published external credit ratings. To determine whether published ratings remain up to date and to assess whether there has been a significant increase in credit risk at the reporting date that has not been reflected in published ratings, the Feeder Fund supplements this by reviewing changes in CDS prices (where they are available), together with available press and regulatory information.

IFRS 7.33(a)–(b),  
34(a), 35B(a), 35F(a),  
35G(a)–(b), 35M

IFRS 7.3, 34(a)

- a. Investment entities apply the disclosure requirements in IFRS 7 to investees that are measured at FVTPL under the exemption in paragraph 4 of IFRS 10. Investment entities need to consider how they will comply with the disclosure requirements in IFRS 7 relating to those investments to enable users of their financial statements to understand the nature and extent of risks arising from financial instruments. Disclosures under IFRS 7 are made in respect of financial instruments held by an entity, which in the context of the fact pattern in this guide are shares held by the Feeder Fund in the Master Fund. However, entities also need to consider what information is required by IFRS 7 in order to ensure fair presentation based on the specific facts and circumstances. Factors to take into account may include:
- how the entity views and manages risk;
  - the nature of summary quantitative data reported internally to key management;
  - concentrations of risk; and
  - sensitivities to reasonably possible changes in risk variables.

## Extracts of notes to the financial statements (continued)

IFRS 7.31

### 6. Financial risk review (extract) (continued)

#### A. Credit risk (continued)

Impairment on cash and cash equivalents has been measured on a 12-month expected loss basis and reflects the short maturities of the exposures. The Feeder Fund considers that its cash and cash equivalents have low credit risk based on the external credit ratings of the counterparties. 12-month probabilities of default are based on historical data supplied by [Rating Agency X] for each credit rating and are recalibrated based on current CDS prices and other information. Loss given default parameters generally reflect an assumed recovery rate of 40 percent.

IFRS 7.35H, 42P

The Fund recognised an impairment allowance of approximately EUR 0 thousand (2022: EUR 0 thousand).

*[The Feeder Fund invests substantially all of its assets in the Master Fund together with which it is managed as an integrated structure. The management of the Feeder Fund decides that the objectives of IFRS 7 are met by providing disclosures on the credit risk of the underlying investments held by the Master Fund. For examples of credit risk disclosures, see Note 6(A) in the main body of this guide (see page 14).]*

IFRS 7.39

#### B. Liquidity risk

For the definition of liquidity risk and information on how liquidity risk is managed, see Note [xx].

IFRS 7.34(a)

The terms of the redeemable shares issued by the Feeder Fund match the terms of the shares held by the Feeder Fund in the Master Fund. This is intended to ensure that the Feeder Fund can at all times meet its redemption obligation arising from the redeemable shares issued.

IFRS 7.39(a)–(b)

The following were the contractual maturities of financial liabilities at the reporting date. The amounts are gross and undiscounted.

IFRS 7.B11

*In thousands of euro*

#### 31 December 2023

##### Non-derivative liabilities

	Carrying amount	Gross nominal outflow	Less than 1 month
Other payables	(159)	(159)	(159)
Net assets attributable to holders of redeemable shares	(32,503)	(32,503)	(32,503)
	(32,662)	(32,662)	(32,662)

#### 31 December 2022

##### Non-derivative liabilities

Other payables	(128)	(128)	(128)
Net assets attributable to holders of redeemable shares	(29,896)	(29,896)	(29,896)
	(30,024)	(30,024)	(30,024)

IFRS 7.39(a), B11C

The table above shows the undiscounted cash flows of the Feeder Fund's financial liabilities on the basis of their earliest possible contractual maturities. The Feeder Fund's cash flows on redeemable shares are expected to vary significantly from this analysis. The Feeder Fund has a contractual obligation to redeem such shares at the attributable net asset value on a weekly basis at the option of the respective shareholder. Historical experience indicates that these shares are held by the shareholders on a medium- or long-term basis. Based on average historical information, redemption levels are expected to approximate EUR 150 thousand per week (2022: EUR 120 thousand per week); however, actual redemptions could differ significantly from this estimate.

*[The Feeder Fund's assets consist principally of its investments in the Master Fund, and both funds are managed together to ensure that cash flows from the underlying assets of the Master Fund match the redemption obligations of the Master Fund – and ultimately of the Feeder Fund. The management of the Feeder Fund decides that the objectives of IFRS 7 are met by providing disclosures on the liquidity risk of both the Master Fund and the Feeder Fund. For examples of the liquidity risk disclosures, see Note 6(B) in the main body of this guide (see page 22).]*

## Extracts of notes to the financial statements (continued)

IFRS 7.31

### 6. Financial risk review (extract) (continued)

IFRS 7.31–32

#### C. Market risk

IFRS 7.34(a)

##### i. Interest rate risk

[The Feeder Fund invests substantially all of its assets in the Master Fund together with which it is managed as an integrated structure. The management of the Feeder Fund decides that the objectives of IFRS 7 are met by providing disclosures on the interest rate risk of the underlying investments held by the Master Fund. For examples of interest rate risk disclosures, see [Note 6\(C\)](#) in the main body of this guide (see page 24).]

IFRS 7.34(a)

##### ii. Currency risk

All assets and liabilities of the Feeder Fund are denominated in euro and so do not lead to a currency mismatch.

[The Feeder Fund invests substantially all of its assets in the Master Fund together with which it is managed as an integrated structure. The management of the Feeder Fund decides that the objectives of IFRS 7 are met by providing disclosures on currency risk of the underlying investments held by the Master Fund. For examples of currency risk disclosures, see [Note 6\(C\)](#) in the main body of this guide (see page 28).]

##### iii. Other market price risk

Other market price risk arises in respect of the Feeder Fund's investment in the shares issued by the Master Fund. The fair value of the investment at 31 December 2023 was EUR 32,635 thousand (2022: EUR 29,989 thousand).

IFRS 7.40

The table below sets out the effect on the net assets attributable to holders of redeemable shares and on the increase in net assets attributable to holders of redeemable shares of a reasonably possible weakening in the prices of the shares in the Master Fund of 4 percent at 31 December.

<i>Effect in thousands of euro</i>	2023	2022
Decrease in net gain from financial instruments at FVTPL	<b>(1,305)</b>	(1,200)
<i>Effect in % on:</i>	2023	2022
Net assets attributable to holders of redeemable shares (reduction)	<b>(4.0%)</b>	(4.0%)
Increase in net assets attributable to holders of redeemable shares (reduction)	<b>(44.7%)</b>	(60.8%)

A strengthening in the price of the shares of the Master Fund of 4 percent at 31 December would have resulted in an equal but opposite effect to the amounts shown above.

[The pricing of the shares held by the Feeder Fund in the Master Fund is based on the net asset value of the Master Fund. The management of the Feeder Fund decides that the objectives of IFRS 7 are met by providing disclosures on the price risk of the underlying investments held by the Master Fund. For examples of market price risk disclosures, see [Note 6\(C\)](#) in the main body of this guide (see page 30).]

## Extracts of notes to the financial statements (continued)

### 7. Fair values of financial instruments (extract)

#### A. Valuation models

IFRS 13.91

The fair values of financial assets and financial liabilities that are traded in active markets are based on quoted market prices or broker price quotations. For all other financial instruments, the Feeder Fund determines fair values using other valuation techniques.

For financial instruments that trade infrequently and have little price transparency, fair value is less objective and requires varying degrees of judgement depending on liquidity, uncertainty of market factors, pricing assumptions and other risks affecting the specific instrument.

IFRS 13.72

The Fund measures fair values using the following fair value hierarchy that reflects the significance of the inputs used in making the measurements.

- *Level 1*: Inputs that are quoted market prices (unadjusted) in active markets for identical instruments.
- *Level 2*: Inputs other than quoted prices included within Level 1 that are observable either directly (i.e. as prices) or indirectly (i.e. derived from prices).
- *Level 3*: Inputs that are unobservable. This category includes all instruments for which the valuation technique includes inputs not based on observable data and whose unobservable inputs have a significant effect on the instrument's valuation.

IFRS 13.93(d)

The only financial assets of the Feeder Fund that are measured at fair value are the shares that it holds in the Master Fund. The fair value of the shares is based on the latest available redemption price of each share, multiplied by the number of shares held, and adjusted to reflect the impact of fair value changes of the underlying investments of the Master Fund between the latest redemption date and the reporting date. The adjustments are consistent with the calculations performed by the Master Fund to arrive at the redemption price of its shares.

#### C. Fair value hierarchy – Financial instruments measured at fair value

As at 31 December 2023 and 31 December 2022, the fair value measurement of shares held by the Feeder Fund in the Master Fund is categorised into Level 2.

IFRS 7.7

*[The Feeder Fund invests substantially all of its assets in the 100 percent share of the Master Fund together with which it is managed as an integrated structure. The management of the Feeder Fund decides that the objectives of IFRS 7 are met by providing disclosures on the potential variability of fair value estimates of its direct investments in the Master Fund. Accordingly, the Feeder Fund discloses information on the categorisation of the underlying investments of the Master Fund into levels of the fair value hierarchy. For examples of fair value hierarchy disclosures, see Note 7(C) in the main body of this guide (see page 36).]<sup>a</sup>*

IFRS 13.91–92, 7.7, 31, IAS 1.31

- a. The Feeder Fund discloses the categorisation of the underlying investments of the Master Fund into levels of the fair value hierarchy if this information is relevant to meeting the objective of IFRS 7 to enable users of the financial statements to evaluate the significance of the financial instruments held by the Feeder Fund on its financial position. There is no specific minimum requirement to provide disclosures under IFRS 13 for the underlying investments of the Master Fund.

A Feeder Fund needs to consider what disclosures in its financial statements are required to meet the disclosure objectives of IFRS 13 and of IFRS 7. The objectives are to enable users of the Feeder Fund's financial statements to understand the valuation techniques and inputs used to develop fair value measurements in those financial statements and to evaluate the significance of the financial instruments held by the Feeder Fund and the nature and extent of the related risks.



## Extracts of notes to the financial statements (continued)

### 7. Fair values of financial instruments (extract) (continued)

#### F Financial instruments not measured at fair value<sup>a</sup>

The financial assets not measured at FVTPL include:

- i. cash and cash equivalents, other payables. These are short-term financial assets and financial liabilities whose carrying amounts approximate fair value, because of their short-term nature and the high credit quality of counterparties; and
- ii. net assets attributable to holders of redeemable shares. The Feeder Fund routinely redeems and issues the redeemable shares at the amount equal to the proportionate share of net assets of the Feeder Fund at the time of redemption, calculated on a basis consistent with that used in these financial statements. Accordingly, the carrying amount of net assets attributable to holders of redeemable shares approximates their fair value. The shares are categorised into Level 2 of the fair value hierarchy.

IFRS 7.25, 29

IFRS 7.1(a), 25, 29,  
13.93, 97

- a. Paragraph 1(a) of IFRS 7 requires disclosure of the significance of financial instruments for the entity's financial position and performance. Specifically, paragraphs 25 and 29 require disclosure of the fair value of financial instruments unless the carrying amount approximates fair value. IFRS 13 requires disclosure of the fair value hierarchy for financial instruments not measured at fair value but for which fair value is disclosed. Financial institutions have to apply judgement to determine whether disclosure of the fair value of financial instruments measured at amortised cost is required to meet the objectives of IFRS 7.

In this guide, the Feeder Fund has concluded that disclosure of the fair value hierarchy for cash and cash equivalents and other payables is not useful because of the short-term nature of those instruments and high credit quality of the counterparties. However, the Feeder Fund concluded that disclosure of such information for redeemable shares is useful.

## Extracts of notes to the financial statements (continued)

### xx. Subsidiaries (extract)

#### A. Investment in the Master Fund

IFRS 12.10(a)(i),  
19B(a), (c)

The Feeder Fund controls its subsidiary, the Master Fund, through a holding of 100 percent (2022: 100 percent) of its redeemable shares. For the description of rights attaching to these shares, see [Note 6](#). The master-feeder structure was formed to meet legal and tax requirements.

IFRS 12.19C

The Master Fund is domiciled in [Country X] and has no subsidiaries.

IFRS 12.19D(b)

The Feeder Fund has no commitments or intention to provide financial or other support to the Master Fund. No financial or other support was provided without a contractual obligation to do so during the reporting period.

IFRS 12.19D(a)

At 31 December 2023, there were no significant restrictions on the ability of the Master Fund to transfer funds to the Feeder Fund in the form of redemption of the shares held by the Feeder Fund.

### 23. Material accounting policies (extract)

#### xx. Subsidiaries

IFRS 12.19A

‘Subsidiaries’ are investees controlled by the Feeder Fund. The Feeder Fund ‘controls’ an investee if it is exposed to, or has rights to, variable returns from its involvement with the investee and has the ability to affect those returns through its power over the investee.

The Feeder Fund is an investment entity and measures investments in its subsidiaries at FVTPL. In determining whether the Feeder Fund meets the definition of an investment entity, management considered the master-feeder structure as a whole. In particular, when assessing the existence of investment exit strategies and whether the Feeder Fund has more than one investment, management took into consideration the fact that the Master Fund was formed in connection with the Feeder Fund in order to hold investments on behalf of the Feeder Fund.

Management concluded that the Feeder Fund and the Master Fund each meet the definition of an investment entity. Consequently, management concluded that the Feeder Fund should not consolidate the Master Fund.

# Appendix III

## Example disclosures for segment reporting – Multiple-segment fund<sup>a, b, c, d</sup>

### Extracts of notes to the financial statements

#### 23. Material accounting policies (extract)

##### x. Segment reporting

Segment results that are reported to the board of directors include items that are directly attributable to a segment as well as those that can be allocated on a reasonable basis. Unallocated items comprise mainly audit, directors' and legal fees and other operating expenses.

##### X. Operating segments

The Fund has two sub-portfolios, the equity sub-portfolio and the debt sub-portfolio, which are its reportable segments. Each sub-portfolio is managed separately because they entail different investment objectives and strategies and contain investments in different products.

The following summary describes the operations of each reportable segment.

Reportable segments <sup>e</sup>	Operations
Equity sub-portfolio	Investing in a diversified portfolio of equity securities issued by European and NYSE listed and European unlisted companies to achieve capital appreciation
Debt sub-portfolio	Investing in the US and European debt market within the parameters set out in the Fund's prospectus to achieve the highest possible yield

The board of directors reviews the internal management reports of each sub-portfolio at least quarterly.

IFRS 8.25

IFRS 8.20–22

IFRS 8.2–3

IAS 33.2–3,  
 Insights 5.3.560

IFRS 8.IN13, 27–28

IFRS 8.12, 22(aa)

- a. This Appendix provides examples of the disclosures required for a multiple-segment fund that falls in the scope of IFRS 8.
- b. An entity is required to present segment information if its debt or equity instruments are publicly traded, or if it files, or is in the process of filing, its financial statements with a securities commission or other regulatory organisation for the purpose of issuing any class of instruments in a public market. Other entities may choose to present segment information, but they should not describe information as 'segment information' unless it fully complies with IFRS 8.
- c. An investment fund that falls in the scope of IFRS 8 can also be in the scope of IAS 33. This guide does not illustrate these disclosures. For an illustrative example of EPS disclosures, see our [Guide to annual financial statements – Illustrative disclosures](#) (September 2023).
- d. Operating segment disclosures are consistent with the information reviewed by the chief operating decision maker (CODM) and will vary from one entity to another, and may not be in accordance with the IFRS Accounting Standards. To help understand the segment information presented, an entity discloses information about the measurements adopted, such as the nature and effects of any differences between the measurements used in reporting segment information and those used in the entity's financial statements, the nature and effect of any asymmetrical allocations to reportable segments and reconciliations of segment information to the corresponding amounts reported in the financial statements. The Fund's internal measures are consistent with the IFRS Accounting Standards. Therefore, no reconciliation and explanation of a different measurement basis is required.
- e. When two or more operating segments are aggregated into a single operating segment, the judgements made by management in applying the aggregation criteria are disclosed. This includes a brief description of the operating segments that have been aggregated in this way and the economic indicators that have been assessed in determining that the aggregated operating segments share similar economic characteristics.

## Extracts of notes to the financial statements (continued)

### X. Operating segments (continued)

IFRS 8.20, 27(a)

Information regarding the results of each reportable segment is included below. Performance is measured based on segment profit, as included in the internal management reports that are reviewed by the board of directors. Segment profit is used to measure performance because management believes that this information is the most relevant in evaluating the results relative to similar entities. There are no transactions between reportable segments.

IFRS 8.20, 27(b)

Segment information is measured on the same basis as that used in the preparation of the Fund's financial statements.

#### x. Information about reportable segments<sup>a</sup>

2023

In thousands of euro

	Equity sub-portfolio	Debt sub-portfolio	Total
IFRS 8.23(a)			
IFRS 8.23(c)			
IFRS 8.23(f)			
IFRS 8.23(f)			
IFRS 8.32			
IFRS 8.23(f)			
IFRS 8.23(f)			
IFRS 8.23(f)			
IFRS 8.23(d)			
IFRS 8.23(h)			
IFRS 8.21(b)			
IFRS 8.21(b)			
IFRS 8.21(b)			
IFRS 8.21(b)			

IFRS 8.21(b)

Segment net assets attributable to holders of redeemable shares

IFRS 8.21(b)

Segment net assets attributable to holders of redeemable shares

Segment net assets attributable to holders of redeemable shares

Segment net assets attributable to holders of redeemable shares

IFRS 8.23, Insights 5.2.200.10–20

a. The Fund has disclosed these amounts for each reportable segment because they are either included in the segment measure of profit or loss reviewed by the CODM or otherwise regularly provided to the CODM. For this Fund, revenue is represented by the line item 'total operating income/(loss)'.

## Extracts of notes to the financial statements (continued)

### X. Operating segments (continued)

#### x. Information about reportable segments (continued)<sup>a</sup>

2022		Equity sub-portfolio	Debt sub-portfolio	Total
<i>In thousands of euro</i>				
IFRS 8.23(a)	External revenues:			
IFRS 8.23(c)	Interest income calculated using the effective interest method	38	123	161
IFRS 8.23(f)	Net foreign exchange loss	(10)	(6)	(16)
IFRS 8.23(f)	Net gains (losses) from financial instruments at FVTPL	1,802	1,073	2,875
IFRS 8.32	Total segment revenue	1,830	1,190	3,020
	Segment expenses:			
IFRS 8.23(f)	Investment management fees	(316)	(131)	(447)
IFRS 8.23(f)	Custodian fees	(56)	(59)	(115)
IFRS 8.23(f)	Administration fees	(41)	(21)	(62)
IFRS 8.23(f)	Transaction costs	(59)	(14)	(73)
IFRS 8.23(d)	Interest expense	(62)	-	(62)
IFRS 8.23(h)	Withholding tax expense	(39)	-	(39)
	Total segment expenses	(573)	(225)	(798)
IFRS 8.21(b)	Segment profit	1,257	965	2,222
IFRS 8.21(b)	Segment assets	18,891	15,153	34,044
IFRS 8.21(b)	Segment liabilities, excluding net assets attributable to holders of redeemable shares	(2,736)	(1,271)	(4,007)
IFRS 8.21(b)	Segment net assets attributable to holders of redeemable shares	16,155	13,882	30,037

#### x. Reconciliations of reportable segment revenues, profit or loss and liabilities<sup>b</sup>

##### Revenues

All segment revenues are from external sources. There were no inter-segment transactions between the reportable segments during the year.

##### Profit or loss

*In thousands of euro*

	2023	2022
Segment profit	3,242	2,222
Unallocated amounts:		
Professional fees and other operating expenses	(107)	(123)
Distributions to holders of redeemable shares	(178)	(91)
Increase in net assets attributable to holders of redeemable shares	2,957	2,008

a. The Fund has disclosed these amounts for each reportable segment because they are either included in the segment measure of profit or loss reviewed by the CODM or otherwise provided to the CODM. For this Fund, revenue is represented by the line item 'total operating income/(loss)'.

IFRS 8.27–28 b. To help users understand the segment information presented, an entity discloses information about the measurements adopted – e.g. the nature and effects of any differences between the measurements used in reporting segment information and those used in the entity's financial statements, the nature and effect of any asymmetrical allocations to reportable segments and reconciliations of segment information to the corresponding amounts reported in the financial statements.

## Extracts of notes to the financial statements (continued)

### X. Operating segments (continued)

#### x. Reconciliations of reportable segment revenues, profit or loss and liabilities (continued)

##### Liabilities (excluding net assets attributable to holders of redeemable shares)

<i>In thousands of euro</i>	2023	2022
Total liabilities for reportable segments	6,383	4,007
Other unallocated amounts:		
Accrued professional fees and other operating expenses	47	49
Total liabilities (excluding net assets attributable to holders of redeemable shares)	6,430	4,056

#### x. Geographic information

In presenting information on the basis of geography, segment revenue is based on the domicile countries of the investees and counterparties to derivative transactions.<sup>a</sup>

<i>In thousands of euro</i>	US	UK	Germany	Other Europe	Total
2023	995	1,127	975	965	4,062
2022	722	893	698	707	3,020

The Fund did not hold any non-current assets other than financial instruments during the year ended 31 December 2023 (2022: nil).

#### x. Major customers

The Fund regards the holders of redeemable shares as customers, because it relies on their funding for continuing operations and meeting its objectives. The Fund's shareholding structure is not exposed to a significant shareholder concentration, other than shares held by employees of the investment manager, who hold all of the Class B shares issued. The Fund's largest holder of redeemable shares excluding shares held by employees of the investment manager as at 31 December 2023 represented 2.32 percent (2022: 1.89 percent) of the Fund's net asset value attributable to holders of redeemable shares.

IFRS 8.28(d)

IFRS 8.31

IFRS 8.33(a)

IFRS 8.33(b)

IFRS 8.34

Insights 5.2.220.20 <sup>a</sup>. In our view, entity-wide disclosures by region (e.g. Europe or Asia) do not meet the requirement to disclose information by individual foreign country (e.g. France, the Netherlands or Singapore) when it is material.

# Appendix IV

## Example disclosures of an open-ended fund with puttable instruments classified as equity<sup>a, b</sup>

### Statement of financial position

		31 December 2023	31 December 2022
	<i>In thousands of euro</i>		
	<b>Assets</b>		
IAS 1.10(a), 10(ea)–(f), 29, 38, 38A, 54–55, 113	Cash and cash equivalents	51	70
IAS 1.54(i)	Balances due from brokers	13 4,619	3,121
IAS 1.54(d)	Receivables from reverse sale and repurchase agreements	6 4,744	3,990
IAS 1.55	Other receivables	29	46
IAS 1.54(d)	Non-pledged financial assets at FVTPL	11, 12 26,931	24,471
IFRS 9.B3.2.16(a), IAS 1.54(d), 39.37(a)	Pledged financial assets at FVTPL	11, 12 2,691	2,346
	<b>Total assets</b>	<b>39,065</b>	<b>34,044</b>
	<b>Equity</b>		
IAS 1.54(r)	Share capital	59	59
IAS 1.54(r)	Share premium	25,141	25,451
IAS 1.54(r)	Retained earnings	7,435	4,478
	<b>Total equity</b>	<b>32,635</b>	<b>29,988</b>
	<b>Liabilities</b>		
IAS 1.54(m)	Balances due to brokers	13 143	275
IAS 1.54(m)	Payables under sale and repurchase agreements	6 2,563	2,234
IAS 1.54(k)	Other payables	103	101
IAS 1.54(m)	Financial liabilities at FVTPL	11 3,621	1,446
	<b>Total liabilities</b>	<b>6,430</b>	<b>4,056</b>
	<b>Total equity and liabilities</b>	<b>39,065</b>	<b>34,044</b>

The notes on pages 12 to 69 are an integral part of these financial statements.

[IAS 32.15]

- a. This Appendix provides an example of the presentation and disclosures required for an open-ended fund whose redeemable shares are classified as equity under IAS 32. For the purposes of this Appendix, it is assumed that the redeemable shares meet all of the conditions for equity classification under paragraphs 16A and 16B of IAS 32. However, the terms and conditions of the instruments issued by a fund would require careful analysis to determine whether the issued puttable instruments should be classified as equity. For example, in many cases the presence of another equity instrument – e.g. management shares – may prevent this classification. This example illustrates the key changes to the financial statements resulting from the classification of redeemable shares as equity. In addition, consequential changes would be required to other parts of the financial statements that discuss the redeemable shares in the context of a liability treatment – e.g. references to redeemable shares in the risk management section because the redeemable shares classified as equity are excluded from the scope of IFRS 7.

Insights  
7.3.190.10–20

- b. In certain jurisdictions, a collective investment scheme may be structured as an umbrella fund that operates one or more sub-funds, whereby investors purchase instruments that entitle the holder to a share of the net assets of a particular sub-fund. The umbrella fund and sub-funds together form a legal entity, although the assets and the obligations of individual funds are fully or partially segregated. If the umbrella fund presents separate financial statements that include the assets and liabilities of the sub-funds, which together with the umbrella fund form a single legal entity, then the sub-fund instruments are assessed for equity classification in those financial statements from the perspective of the umbrella fund as a whole. Therefore, these instruments cannot qualify for equity classification under the conditions for puttable instruments and instruments that oblige the entity on liquidation. This is because they could not meet the 'pro rata share of the entity's net assets on liquidation' test and, if they are puttable instruments, the identical features test.

## Statement of profit or loss and other comprehensive income<sup>a, b</sup>

For the year ended 31 December

In thousands of euro

	Note	2023	2022
Interest income calculated using the effective interest method	8	149	161
Net foreign exchange loss		(19)	(16)
Net gains (losses) from financial instruments at FVTPL	9	3,932	2,875
<b>Total revenue</b>		<b>4,062</b>	<b>3,020</b>
Investment management fees	18	(478)	(447)
Custodian fees		(102)	(115)
Administration fees	18	(66)	(62)
Directors' fees	18	(26)	(15)
Transaction costs		(54)	(73)
Professional fees		(73)	(67)
Other operating expenses		(8)	(41)
<b>Total operating expenses</b>		<b>(807)</b>	<b>(820)</b>
Interest expense	8	(75)	(62)
<b>Total finance costs</b>		<b>(75)</b>	<b>(62)</b>
<b>Profit before tax</b>		<b>3,180</b>	<b>2,138</b>
Withholding tax expense	10	(45)	(39)
<b>Profit for the period</b>		<b>3,135</b>	<b>2,099</b>

The notes on pages 12 to 69 are an integral part of these financial statements.

IAS 1.10(b), 10A, 29, 38, 38A, 81A, 113

IFRS 7.20(b), IAS 1.82(a)

IAS 1.35, 21.52(a)

IFRS 7.20(a)(i)

IAS 1.82(a)

IAS 1.99

IAS 1.99

IAS 1.99

IAS 1.99

IAS 1.99

IAS 1.99

IAS 1.99

IFRS 7.20(b)

IAS 1.85

IAS 1.82(d)

IAS 33.2–3, 5, Insights 5.3.10.10, 40–50, 90, 40.60

- a. Basic and diluted EPS are presented in the statement of profit or loss and OCI by entities whose ordinary shares or potential ordinary shares are traded in a public market – i.e. a domestic or foreign stock exchange or an OTC market, including local and regional markets – or that file, or are in the process of filing, their financial statements with a securities commission or other regulatory organisation for the purpose of issuing any class of ordinary shares in a public market.

The requirements to present EPS only apply to those funds whose ordinary shares are classified as equity. Nevertheless, some funds may wish to or may be required by local regulations to present EPS. If an entity voluntarily presents EPS data, then that information is calculated and presented in accordance with IAS 33.

In our view, puttable instruments that qualify for equity classification instead of financial liability classification under IAS 32 are not ordinary shares for the purposes of IAS 33. We believe that it is not appropriate to apply by analogy the limited-scope exemption under IAS 32 for EPS calculation purposes. Accordingly, we believe that EPS presentation is not required for, or as a result of the existence of, such instruments.

IAS 1.82

- b. IAS 1 requires the separate presentation of specific line items in the statement of profit or loss. The Fund has not presented certain line items because during the reporting period it did not have events or transactions to be reflected in those line items.



## Statement of changes in equity<sup>a, b</sup>

<i>In thousands of euro</i>	Management share capital	Redeemable share capital	Share premium	Retained earnings	Total
<b>Balance at 1 January 2022</b>	10	48	15,942	2,470	18,470
<b>Total comprehensive income for the year</b>					
IAS 1.106(d)(i) Profit for the period	-	-	-	2,099	2,099
<b>Transactions with owners, recognised directly in equity</b>					
IAS 1.106(d)(iii) Contributions, redemptions and distributions to shareholders:					
Issue of shares	-	1	15,504	-	15,505
Redemption of shares	-	-	(5,995)	-	(5,995)
Distributions paid to shareholders	-	-	-	(91)	(91)
<b>Total transactions with owners</b>	-	1	9,509	(91)	9,419
<b>Balance at 31 December 2022</b>	10	49	25,451	4,478	29,988
<b>Balance at 1 January 2023</b>	<b>10</b>	<b>49</b>	<b>25,451</b>	<b>4,478</b>	<b>29,988</b>
<b>Total comprehensive income for the year</b>					
IAS 1.106(d)(i) Profit for the period	-	-	-	<b>3,135</b>	<b>3,135</b>
<b>Transactions with owners, recognised directly in equity</b>					
IAS 1.106(d)(iii) Contributions, redemptions and distributions to shareholders:					
Issue of shares	-	<b>1</b>	<b>6,667</b>	-	<b>6,668</b>
Redemption of shares	-	<b>(1)</b>	<b>(6,977)</b>	-	<b>(6,978)</b>
Distributions paid to shareholders	-	-	-	<b>(178)</b>	<b>(178)</b>
<b>Total transactions with owners</b>	-	-	<b>(310)</b>	<b>(178)</b>	<b>(488)</b>
<b>Balance at 31 December 2023</b>	<b>10</b>	<b>49</b>	<b>25,141</b>	<b>7,435</b>	<b>32,635</b>

The notes on pages 12 to 69 are an integral part of these financial statements.

[IAS 32.33],  
Insights 73.560.10

- a. The Accounting Standards do not mandate a specific method for presenting treasury shares within equity. However, local laws may prescribe the allocation method. Therefore, an entity needs to take into account its legal environment when choosing how to present its own shares within equity.

In this example, we have selected the following presentation:

- the par value of treasury shares purchased is debited to share capital;
- the par value of treasury shares sold or re-issued is credited to share capital; and
- any premium or discount to par value is shown as an adjustment to share premium.

IAS 1.80

- b. If an entity without share capital – e.g. a partnership or trust – discloses information equivalent to that required for companies with the share capital, then it discloses movements during the period in each category of equity interest, and the rights, preferences and restrictions attaching to each category of equity interest.

## Extracts of notes to the financial statements

### 6. Financial risk management (extract)

#### x. Capital management

At 31 December 2023, the Fund had EUR 32,625 thousand (2022: EUR 29,978 thousand) of redeemable share capital classified as equity.

The Fund's objectives in managing the redeemable share capital are to ensure a stable and strong base to maximise returns to all investors, and to manage liquidity risk arising from redemptions.

The Fund uses the following tools in the management of share redemptions:

- regular monitoring of the level of daily subscriptions and redemptions; and
- the right to impose a redemption gate limit of 10 percent of the net assets of the Fund in any redemption period.

Based on historical information over the past 12 months, weekly redemption levels are expected to approximate EUR 150 thousand and the average weekly level of redemptions net of new subscriptions is expected to approximate EUR 26 thousand. However, the actual level of redemptions may differ significantly from historical experience.

There were no changes in the policies and procedures during the year ended 31 December 2023 with respect to the Fund's approach to its redeemable share capital management.

The Fund is required by the [*title of legislation or regulation*] to maintain authorised and paid-up capital at a minimum amount of EUR 10 thousand in the form of management shares [*explain the reason for issuing the shares, if it is different from above*]. The holders of management shares are entitled to a repayment of up to par value only on the winding-up of the Fund in priority to redeemable shares. The Fund is not subject to other externally imposed capital requirements.

IAS 1.134

IAS 1.136A(a)

IAS 1.136A(b)

IAS 1.136A(c)–(d)

IAS 1.136A(b)

IAS 1.135(a)(ii)

## Extracts of notes to the financial statements (continued)

### 23. Material accounting policies (extract)

#### x. Share capital

##### i. Redeemable shares

[IAS 32.15]

The Fund classifies financial instruments issued as financial liabilities or equity instruments in accordance with the substance of the contractual terms of the instruments.

The Fund has two classes of redeemable shares in issue: Class A and Class B. Both are the most subordinate classes of financial instruments issued by the Fund and, on liquidation of the Fund, they entitle the holders to the residual net assets, after repayment of the nominal amount of equity shares. They rank *pari passu* in all respects and have identical terms and conditions. The redeemable shares provide investors with the right to require redemption for cash at a value proportionate to the investor's share in the Fund's net assets at each weekly [*daily/monthly/quarterly*] redemption date and also in the event of the Fund's liquidation.

[IAS 32.16A–16B]

A puttable financial instrument that includes a contractual obligation for the Fund to repurchase or redeem that instrument for cash or another financial asset is classified as equity if it meets all of the following conditions:

- it entitles the holder to a pro rata share of the Fund's net assets in the event of the Fund's liquidation;
- it is in the class of instruments that is subordinate to all other classes of instruments;
- all financial instruments in the class of instruments that is subordinate to all other classes of instruments have identical features;
- apart from the contractual obligation for the Fund to repurchase or redeem the instrument for cash or another financial asset, the instrument does not include any other features that would require classification as a liability; and
- the total expected cash flows attributable to the instrument over its life are based substantially on the profit or loss, the change in the recognised net assets or the change in the fair value of the recognised and unrecognised net assets of the Fund over the life of the instrument.

The Fund's redeemable shares meet these conditions and are classified as equity.

[IAS 32.37]

Incremental costs directly attributable to the issue or redemption of redeemable shares are recognised directly in equity as a deduction from the proceeds or part of the acquisition cost.

##### ii. Repurchase of redeemable shares

[IAS 32.33]

When redeemable shares recognised as equity are redeemed, the par value of the shares is presented as a deduction from share capital. Any premium or discount to par value is recognised as an adjustment to share premium or, if share premium is insufficient, as an adjustment to retained earnings.

# Appendix V

## Example disclosure of schedule of investments – Unaudited<sup>a</sup>

For the year ended 31 December 2023

The Fund chose to present the schedule of investments because it may be useful supplementary information for users of the financial statements.

<i>In thousands of euro</i>	Fair value 2023	Percentage of net assets 2023
<b>Assets</b>		
<b>Derivative financial instruments</b>		
Listed equity index options	249	0.8%
Foreign currency forward contracts	219	0.6%
Equity indices futures contracts	54	0.2%
Foreign currency futures contracts	23	0.1%
Total derivative financial instruments	545	1.7%
<b>Equity investments, listed</b>		
NYSE and European exchange-traded equity investments:		
44,000 shares in [name of entity]	1,200	3.7%
25,000 shares in [name of entity]	1,170	3.6%
25,000 shares in [name of entity]	1,162	3.6%
17,000 shares in [name of entity]	1,146	3.5%
18,000 shares in [name of entity]	1,103	3.4%
31,000 shares in [name of entity]	1,092	3.3%
28,000 shares in [name of entity]	1,092	3.3%
40,000 shares in [name of entity]	1,033	3.2%
38,000 shares in [name of entity]	1,003	3.1%
32,000 shares in [name of entity]	996	3.1%
21,000 shares in [name of entity]	990	3.0%
30,000 shares in [name of entity]	951	2.9%
15,000 shares in [name of entity]	936	2.9%
33,000 shares in [name of entity]	836	2.6%
10,000 shares in [name of entity]	760	2.3%
45,000 shares in [name of entity]	722	2.2%
23,000 shares in [name of entity]	702	2.1%
Total equity investments, listed	16,894	51.8%
Unlisted open-ended investment funds:		
25,615 units [name of entity]	640	2.0%
29,493 units [name of entity]	531	1.6%
23,046 units [name of entity]	461	1.4%
Total unlisted open-ended investment funds	1,632	5.0%
Unlisted private equity investments:		
80,000 shares in [name of entity]	300	0.9%
50,000 shares in [name of entity]	200	0.6%
Total unlisted private equity investments	500	1.5%

IAS 1.9–10

- a. A schedule of investments is not a required statement under the Accounting Standards. However, entities may provide such a schedule on a voluntary basis within or outside the financial statements. For example, if a fund is listed on a stock exchange, then it may be required to include a schedule of investments within the audited financial statements to comply with the listing requirements of the exchange.

A schedule of investments, when it is included within the audited financial statements, is presented in the notes.

This guide assumes that a schedule of investments is not required to be included within the audited financial statements. Reports and statements presented outside the financial statements are outside the scope of the Accounting Standards.

For the year ended 31 December 2023

<i>In thousands of euro</i>	Fair value 2023	Percentage of net assets 2023
<b>Assets (continued)</b>		
<b>NYSE and European exchange-traded debt securities</b>		
[name of entity] 4.9% 15/03/2023	1,091	3.4%
[name of entity] 3.8% 10/04/2023	1,046	3.2%
[name of entity] 3.3% 26/10/2023	1,023	3.1%
[name of entity] 3.4% 10/03/2023	1,012	3.1%
[name of entity] 3.2% 26/03/2023	988	3.0%
[name of entity] 2.8% 5/01/2023	982	3.0%
[name of entity] 3.0% 10/01/2023	826	2.5%
[name of entity] 2.8% 15/01/2023	806	2.5%
[name of entity] 2.9% 31/01/2023	796	2.5%
[name of entity] 3.0% 6/01/2023	750	2.3%
[name of entity] 2.9% 10/01/2023	731	2.2%
Total debt securities (pledged and non-pledged)	10,051	30.8%
Total derivative financial instruments and debt and equity investments	29,622	90.8%
<b>Liabilities</b>		
<b>Derivative financial instruments</b>		
Listed equity index options	(1,066)	(3.3%)
Foreign currency forward contracts	(822)	(2.5%)
Credit default swaps	(485)	(1.5%)
Interest rate swaps	(464)	(1.4%)
Total derivative financial instruments	(2,837)	(8.7%)
<b>Securities sold short</b>		
NYSE and European exchange-traded equity investments:		
5,000 shares in [name of entity]	(50)	(0.1%)
17,000 shares in [name of entity]	(66)	(0.2%)
9,000 shares in [name of entity]	(88)	(0.3%)
23,000 shares in [name of entity]	(128)	(0.4%)
20,000 shares in [name of entity]	(183)	(0.6%)
26,000 shares in [name of entity]	(269)	(0.8%)
Total securities sold short	(784)	(2.4%)
Total derivative financial instruments and securities sold short	(3,621)	(11.1%)
Total net investments (assets less liabilities)	26,001	79.7%
Cash and cash equivalents	51	0.2%
Other assets in excess of other liabilities and equity	6,573	20.1%
Total net assets	32,625	100.0%
The table below reconciles the information presented in the schedules of investments to the amounts reported in the statement of financial position.		
Total derivative financial instruments and debt and equity investments as per the schedule of investments		29,622
Included in the statement of financial position as follows:		
Non-pledged financial assets at FVTPL		26,931
Pledged financial assets at FVTPL		2,691
		29,622
Total derivative financial instruments and securities sold short as per the schedule of investments		(3,621)
Included in the statement of financial position as follows:		
Financial liabilities at FVTPL		(3,621)
		(3,621)

The notes on pages 12 to 69 are an integral part of these financial statements.

# Appendix VI

## Example disclosures of exposure to market risk – Value-at-risk analysis<sup>a</sup>

### Value-at-risk analysis

IFRS 7.41

The principal tool used to measure and control the market risk exposure of the Fund is a VaR analysis. The VaR of the Fund's portfolio is the estimated loss that may arise on the portfolio over a specified period of time (holding period) from an adverse market movement within a specified probability (confidence level). The VaR model used by the Fund is based on a 99 percent confidence level and assumes a 10-day holding period. The VaR model used is based mainly on historical simulation. Taking account of market data from the previous two years and observed relationships between different markets and prices, the model generates a wide range of plausible future scenarios for market price movements.

*[Insert any other information on type of model, assumptions and parameters used in the VaR calculation and any limitations to the method.]*

Although VaR is an important tool for measuring market risk, the assumptions on which the model is based give rise to some limitations, including the following.

- A 10-day holding period assumes that it is possible to hedge or dispose of positions within that period. This may not be the case for certain highly illiquid assets or in situations in which there is severe general market illiquidity.
- A 99 percent confidence level does not reflect losses that may occur beyond this level, meaning that within the model used there is a 1 percent probability that losses could exceed the VaR.
- VaR is calculated on an end-of-day basis and does not reflect exposures that may arise on positions during the trading day.
- The use of historical data as a basis for determining the possible range of future outcomes may not always cover all possible scenarios, especially those of an exceptional nature.
- The VaR measure is dependent on the Fund's position and the volatility of market prices.
- The VaR of an unchanged position reduces if market price volatility declines, and vice versa.

The Fund uses VaR limits for total market risk and specific foreign exchange, interest rate, equity, credit spread and other price risks. VaR limits are allocated to trading portfolios.

The overall structure of VaR limits is subject to review and approval by the board of directors. VaR is measured weekly. Weekly reports of use of VaR limits are submitted to *[insert name]* and regular summaries are submitted to the board of directors.

During 2023, higher levels of market volatility persisted across all asset classes. Uncertainty over the levels of borrowing by governments in the major economies and concerns over the performance of sovereign debt in *[Region Z]* substantially increased market volatility. The largest impact resulted from the general widening of credit spreads. The Fund sought to mitigate the market and credit risk by diversifying away from exposures to countries with the highest uncertainty and volatility and through increased diversification of its investment portfolio.

IFRS 7.41

- a.** This Appendix sets out an example of disclosures of the sensitivity analysis for market risk using a VaR methodology. If an entity presents information on this basis, then it discloses:
- an explanation of the method used in preparing such a sensitivity analysis and the main parameters and assumptions underlying the data provided; and
  - an explanation of the objective of the method used and of limitations that may result in the information not fully reflecting the fair value of the assets and liabilities involved.

IFRS 7.41

## Value-at-risk analysis (continued)

A summary of the VaR position of the Fund's portfolios at 31 December and during the period is as follows.

<i>In thousands of euro</i>	<b>At 31 December</b>	<b>Average</b>	<b>Maximum</b>	<b>Minimum</b>
<b>2023</b>				
Foreign currency risk	<b>12.04</b>	<b>10.04</b>	<b>15.06</b>	<b>7.97</b>
Interest rate risk	<b>27.41</b>	<b>22.05</b>	<b>39.48</b>	<b>17.53</b>
Credit spread risk	<b>19.07</b>	<b>16.97</b>	<b>19.52</b>	<b>15.66</b>
Other market price risk	<b>3.28</b>	<b>3.01</b>	<b>4.02</b>	<b>2.42</b>
Covariance	<b>(2.76)</b>	<b>(3.08)</b>	-	-
Overall	<b>59.04</b>	<b>48.99</b>	<b>78.08</b>	<b>43.58</b>
<b>2022</b>				
Foreign currency risk	9.28	8.40	12.05	4.64
Interest rate risk	20.43	18.05	26.52	13.72
Credit spread risk	6.08	5.11	8.83	3.50
Other market price risk	3.32	2.89	4.56	2.07
Covariance	(2.24)	(2.08)	-	-
Overall	36.87	32.37	51.96	23.93

The limitations of the VaR methodology are recognised by supplementing VaR limits with other position and sensitivity limit structures, including limits to address potential concentration risks. In addition, the Fund uses a wide range of stress tests to model the financial impact of a variety of exceptional market scenarios, such as periods of prolonged market illiquidity, on the Fund's overall position.

# Appendix VII

## Statement of cash flows – Direct method

### Statement of cash flows

For the year ended 31 December

*In thousands of euro*

	<i>Note</i>	2023	2022
<b>Cash flows from operating activities</b>			
Interest received		619	454
Interest paid		(73)	(63)
Dividends received		228	228
Dividends paid on securities sold short		(45)	(19)
Proceeds from sale of investments		9,382	8,271
Purchase of investments		(10,614)	(17,713)
Net non-dividend receipts/(payments) on securities sold short		629	(2)
Net receipts/(payments) from derivative activities		1,581	(3)
Net non-interest (payments)/receipts from sale and repurchase and reverse sale and repurchase agreements		(431)	299
Operating expenses paid		(805)	(848)
<b>Net cash from/(used in) operating activities</b>		<b>471</b>	<b>(9,396)</b>
<b>Cash flows from financing activities</b>			
Proceeds from issue of redeemable shares	15	6,668	15,505
Payments on redemption of redeemable shares	15	(6,978)	(5,995)
Distributions paid to holders of redeemable shares	15	(178)	(91)
<b>Net cash (used in)/from financing activities</b>		<b>(488)</b>	<b>9,419</b>
<b>Net (decrease)/increase in cash and cash equivalents</b>		<b>(17)</b>	<b>23</b>
Cash and cash equivalents at 1 January		70	49
Effect of exchange rate fluctuations on cash and cash equivalents		(2)	(2)
<b>Cash and cash equivalents at 31 December</b>		<b>51</b>	<b>70</b>

IAS 1.10(d), 29, 38–38A, 113

IAS 7.10

IAS 7.31, 33

IAS 7.31, 33

IAS 7.31, 33

IAS 7.31, 33

IAS 7.15

IAS 7.15

IAS 7.22(b)

IAS 7.22(b)

IAS 7.22(b)

IAS 7.14(c)

IAS 7.10, 21

IAS 7.17

IAS 7.17

IAS 7.34

IAS 7.28




# Keeping in touch

Follow '**KPMG IFRS**' on LinkedIn or visit [kpmg.com/ifrs](https://kpmg.com/ifrs) for the latest news.


Whether you are new to IFRS Accounting Standards or a current user, you can find digestible summaries of recent developments, detailed guidance on complex requirements, and practical tools such as illustrative disclosures and checklists.




**IFRS Today**  
Blogs, podcasts and videos




**News**  
Search all KPMG articles on IFRS Accounting Standards and IFRS Sustainability Disclosure Standards



**Climate change financial reporting resource centre**



**Sustainability reporting resource centre**



## Reporting


**Guides to financial statements**  
Illustrative disclosures and checklists



**Get ready for ESG reporting**



**Better communication in financial reporting**



**Insights into IFRS®**  
Helping you apply IFRS Accounting Standards to real transactions and arrangements



**Handbooks**

**Combined and/or carve-out financial statements**



**Earnings per share**



**Fair value measurement handbook**




**IFRS compared to US GAAP**




**Leases**




**Revenue**



**Share-based payments**



**Toolkit**



**More guidance and insight**


**Business combinations and consolidation**




**Insurance contracts**



**Financial instruments**



**Banks**



For access to an extensive range of accounting, auditing and financial reporting guidance and literature, visit KPMG’s Accounting Research Online. This web-based subscription service is a valuable tool for anyone who wants to stay informed in today’s dynamic environment. For a free 30-day trial, go to [aro.kpmg.com](http://aro.kpmg.com) and register today.

# Acknowledgements

We would like to acknowledge the efforts of the principal contributors to this publication, who include:

Uni Choi

Heather De Jongh

Mina Marcus

Chris Northey

# Global Asset Management contacts

## Andrew Weir

**Global Chair, Asset Management and Real Estate**

**T:** +852 2826 7243

**E:** [andrew.weir@kpmg.com](mailto:andrew.weir@kpmg.com)

## Chrystelle Veeckmans

**Head of Asset Management**

**T:** +352 22 51 51 6244

**E:** [chrystelle.veeckmans@kpmg.lu](mailto:chrystelle.veeckmans@kpmg.lu)

## Gregory L Williams

**National Sector Leader (U.S.) – Asset Management**

**T:** +1 214 840 2425

**E:** [gregorylwilliams@kpmg.com](mailto:gregorylwilliams@kpmg.com)

## [kpmg.com/ifrs](https://kpmg.com/ifrs)

Publication name: *Guide to annual financial statements – Illustrative disclosures for investment funds*

Publication number: 137861

Publication date: January 2024

© 2024 KPMG IFRG Limited, a UK company, limited by guarantee. All rights reserved.

The KPMG name and logo are trademarks used under license by the independent member firms of the KPMG global organization.

KPMG International Standards Group is part of KPMG IFRG Limited.

KPMG refers to the global organization or to one or more of the member firms of KPMG International Limited ("KPMG International"), each of which is a separate legal entity. KPMG International Limited is a private English company limited by guarantee and does not provide services to clients. For more detail about our structure please visit [kpmg.com/governance](https://kpmg.com/governance).

The information contained herein is of a general nature and is not intended to address the circumstances of any particular entity. It cannot be used as the basis for, nor documentation to support, an entity's financial reporting processes, systems and controls. Although we endeavour to provide accurate and timely information, there can be no guarantee that such information is accurate as of the date it is received or that it will continue to be accurate in the future. No one should act upon such information without appropriate professional advice after a thorough examination of the particular situation.

*This publication contains copyright © material and trademarks of the IFRS® Foundation. All rights reserved. Reproduced by KPMG IFRG Limited with the permission of the IFRS Foundation. Reproduction and use rights are strictly limited. For more information about the IFRS Foundation and rights to use its material please visit [www.ifrs.org](https://www.ifrs.org).*

**Disclaimer:** *To the extent permitted by applicable law, the IASB, the ISSB and the IFRS Foundation expressly disclaims all liability howsoever arising from this publication or any translation thereof whether in contract, tort or otherwise (including, but not limited to, liability for any negligent act or omission) to any person in respect of any claims or losses of any nature including direct, indirect, incidental or consequential loss, punitive damages, penalties or costs.*

Information contained in this publication does not constitute advice and should not be substituted for the services of an appropriately qualified professional.

*'ISSB™' is a Trade Mark and 'IFRS®', 'IASB®', 'IFRIC®', 'IFRS for SMEs®', 'IAS®' and 'SIC®' are registered Trade Marks of the IFRS Foundation and are used by KPMG IFRG Limited under licence subject to the terms and conditions contained therein. Please contact the IFRS Foundation for details of countries where its Trade Marks are in use and/or have been registered.*